

# EASTERN™ CATALYTIC

World Class Catalytic Converters

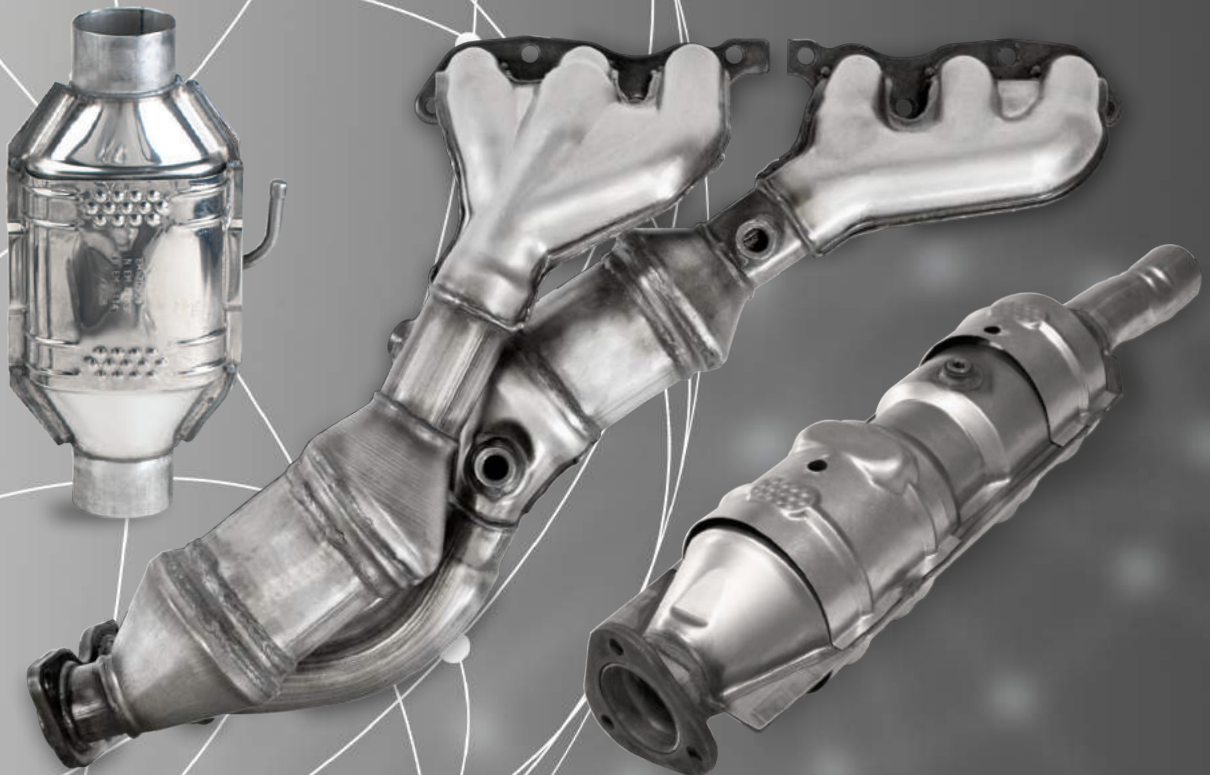
## 2017 *Federal Direct-fit and Universal Catalytic Converters*

DIRECT-FIT

UNIVERSAL

HIGH  
PERFORMANCE

DIESEL



***Table of Contents***

ECO Series	<b>03</b>	Return Policy	<b>18-19</b>
ECO-GM Series	<b>04-05</b>	Universal Round	<b>20-21</b>
Selecting the Correct Direct-fit	<b>06</b>	Universal Oval	<b>22-27</b>
Engine Size Conversion Chart	<b>06</b>	High Performance	<b>28-29</b>
Selecting the Correct Universal Converter	<b>07</b>	Diesel	<b>30-31</b>
Abbreviations	<b>07</b>	Component Accessories	<b>32</b>
VIN Chart	<b>08-09</b>	Component Flex Pipes	<b>32</b>
Vehicle Emissions Label Information	<b>10</b>	Component Boss & Plugs	<b>33</b>
30 years of Innovation	<b>11</b>	Component Cowbells	<b>34-35</b>
The Fuel, Engine, and Exhaust Systems	<b>12</b>	Exhaust Accessories	<b>36</b>
OBD II Oxygen Sensor Locater	<b>13</b>	Oxygen Sensors	<b>36</b>
Converter Basics	<b>14</b>	<b>Application Index</b>	<b>37</b>
Diagnosing Converter Failure	<b>15</b>	Car & Truck Applications	<b>38-265</b>
Causes of Converter Failure	<b>16</b>	Buyer's Guide	<b>266-596</b>
EPA Requirements	<b>17</b>	Diesel Catalytic Converter Request for Quote Questionnaire	<b>597</b>
Eastern Catalytic Limited Warranty	<b>18</b>		

# Bringing you more ways to help grow your exhaust business...

## Global Leader in Catalytic Converters

Eastern has been in business for over 36 years and was one of the original manufacturers in the aftermarket catalytic converter industry. We pride ourselves on our Direct-fit catalytic converter coverage, the highest and fastest order fill rate in the industry, daily drop shipping,

vehicle-tested OE fit, and emission control catalysts that use actual OEM washcoats from the largest catalyst manufacturer in the world. At Eastern, all we do is manufacture and sell converters. That's what makes us the best converter manufacturer in the business.

## Quality

World-class quality has earned Eastern Catalytic Converters certification in over 58 countries around the globe. Continual improvements in our design, production, and product delivery systems have made Eastern the smart choice in catalytic converters.

## Coverage

Eastern's coverage for cars, light trucks, SUVs, and vans is the best in the industry. Our Direct-fit line now includes over 2,200 part numbers with coverage for over 100,000 applications. Our Universal line has over 800 SKUs in configurations to fit over 95% of the registered vehicles in U.S. and Canada.

## Value

Compare Eastern's value to the competition. Our flexible, and efficient manufacturing facilities, in the US, Canada, Mexico, and the UK make our converter lines highly competitive. And, with Eastern, you're assured of quality and performance that meets or exceeds OEM specs.

## Technology

We actively work to keep Eastern at the leading edge of converter technology. Our proprietary NANO technology chemistry yields highly efficient loadings for lower cost and better converter efficiency. Our continuing investments in the latest manufacturing equipment help us maintain industry-leading efficiency and productivity, to keep our prices competitive and our build-quality the best in the business.



# ECO Series

## Eastern ECO Series Converters – designed to help keep the Check Engine Light (MIL) off

Our new ECO series converters feature washcoats with greater loadings of precious metals to handle applications with ultra low emissions, or higher than normal emissions, as well as vehicles with higher mileage and heavier workloads. They're available in most Universal and Direct-fit applications for the broadest coverage and are fully compatible with second-generation on-board (OBD II) diagnostics.



### ECO II

Designed to be effective on most complex or second generation on board diagnostic (OBD II) systems.

### ECO III

Designed with twice the amount of rhodium to keep the Check Engine Light (MIL) off on vehicles with emissions that are out of the normal range.

### ECO GM

Developed specifically to meet the emissions challenges of GM 2.2, 3.1, 3.4, and 3.8L engines. See page 04-05 for details.

### ECO CARB

These converters are CARB compliant, and available in Universal and Direct-fit configurations for OBD II and pre-OBD II CARB vehicles.



# GM check engine light problems?

## Eastern ECO GM Converters are designed to help keep the Check Engine Light (MIL) off!

Our **ECO GM** converters were developed specifically to meet the emissions challenges of GM 2.2, 3.1, 3.4, and 3.8L engines.

The **ECO GM** catalyst has been engineered with a specially formulated precious metal and chemical content to meet the GM OBDII requirements. The catalyst washcoat was designed by the same supplier that originally supplied these OEM vehicles and is backed by Eastern's 5 year / 50,000 mile warranty!

Be sure to check any related TSBs and recall notices prior to changing any catalyst.



## These known GM service conditions can result in damage to the catalytic converter:

### Condition: Loss of coolant

Ref: Bulletin No.: 01-06-01-007C

Loss of coolant, coolant odor, having to add coolant or seeing a milky substance on either the oil dipstick or oil fill cap. Additionally, owners may indicate that there are signs of coolant loss left on the ground where the vehicle is normally parked.

#### Cause:

Condition may be due to coolant leaking past intermediate intake or throttle body gaskets.

#### Result:

Coolant entering the converter causes contamination of the substrate and/or the O2 sensors.

### Condition: Loss of power

Ref: Special Policy Adjustment – Catalytic Converter # 05551

Vehicles affected: 2001-02 Chevrolet Impala, Monte Carlo, Pontiac Grand Prix, and Buick Regal models equipped with a 3.4L (RPO LA1 - VIN E) or 3.8L (RPO L36 - VIN K) V6 engine.

#### Cause:

May be due to the front endcone insulation from the catalytic converter breaking away and blocking the front of the first catalyst brick.

#### Result:

Prevents the free flow of exhaust gas through the converter. Loss of power, MIL light illumination.



## Condition: Engine Coolant Leak

Ref: Subject 03034

Engine coolant may leak at the upper intake manifold throttle body gasket, or at the upper intake manifold to lower intake manifold gasket.

### Vehicles affected:

All 2000-2002 and certain 2003 Chevrolet Impala and Monte Carlo, Pontiac Grand Prix and Bonneville, and Buick Regal, LeSabre, and Park Avenue models equipped with 3.8L V6 engine (RPO L36 - VIN Code K).

### Result:

Coolant leak may result in a low engine coolant level and higher engine operating temperatures. Higher temperatures may burn or even melt the substrate.

## Condition: Poor drivability and/or hard starts

Owner may comment on drivability symptoms or long, hard starts, sputter, rough idle and light or intermittent misfire. The Malfunction Indicator Lamp (MIL) may also illuminate.

### Vehicles affected:

1994-1996 Buick Regal  
1994-1999 Buick Century  
1994-1998 Buick Skylark  
1994-1996 Chevrolet Corsica, Beretta  
1995-1999 Chevrolet Lumina, Monte Carlo  
1996 Lumina APV  
1997-1999 Chevrolet Malibu, Venture  
1994-1996 Oldsmobile Cutlass Ciera  
1994-1997 Oldsmobile Achieva, Cutlass Supreme  
1996-1999 Oldsmobile Silhouette  
1997-1998 Oldsmobile Cutlass  
1999 Oldsmobile Alero  
1994-1999 Pontiac Grand Am, Grand Prix  
1996-1998 Pontiac Trans Sport  
1999 Pontiac Montana with 3.1 L or 3.4 L V6 Engine (VINs E, J, M - RPOs LA1, LG8, L82)

### Cause:

Due to various factors, the fuel injectors may become restricted. At this point, no specific fuel, fuel constituent, or engine condition has been identified as causing the restriction. The restriction causes the engine to operate at a lean air fuel ratio.

### Result:

Lean air fuel ratio may either trigger the MIL or cause the engine to develop various drivability symptoms. Higher operating temperatures may burn or even melt the substrate.

## Condition: Fuel Leak

Ref: GM recall 04V090000 and service bulletin 03054B

Fuel leaks can occur that cause the engine to run rich, extend the crank times, and possibly store DTC codes. When coupled with charging, starter, or battery problems, the condition can lead to the possibility of a fire and/or intake manifold rupture or explosion resulting from a leaky fuel pressure regulator.

### Cause:

Fuel leaks can be caused by a leaky or faulty fuel pressure regulator. When the regulator fails, fuel can leak past the rubber diaphragm inside of the regulator housing and raw fuel can then enter the intake manifold.

### Result:

Raw fuel entering the converter can superheat the substrate causing it to melt.

## Selecting the correct Direct-fit

CAR & TRUCK APPLICATIONS - FEDERAL					EASTERN CATALYTIC	
Year	Cyl	Liters	Comments	Direct-fit #	Universal #	
<b>ACURA</b>						
<b>CL</b>						
1998-99	L4	2.3L		40293	82564	
2001-02	V6	2.7L	RIGHT SIDE - A/T	40457	-	
2001-03	V6	3.2L	EXC S-TYPE	40358	92624	
<b>INTEGRA</b>						
1990-95	L4	1.8L	VTEC EXC GSR	40155	70317	
1995-01	L4	1.8L	GSR - EXC TYPE-R	40339	82564	
<b>LEGEND</b>						
1986-87	V6	2.5L		40084	70317	
1987-90	V6	2.7L		40084	70317	
1991-95	V6	3.2L	REAR UNIT	40284	70258	
<b>RSX</b>						

- 1) Make
- 2) Model
- 3) Year
- 4) Engine Size
- 5) Application notes
- 6) Direct-fit part number
- 7) Universal part number

5 6 7

## Engine size conversion chart

C.I.D.	C.C.	Litre	C.I.D.	C.C.	Litre	C.I.D.	C.C.	Litre
61	1000	1.0	231	3786	3.8	368	6032	6.0
92	1500	1.5	232	3802	3.8	378	6195	6.2
98	1606	1.6	238	3901	3.9	379	6195	6.2
105	1721	1.7	250	4097	4.1	400	6556	6.6
112	1836	1.8	252	4130	4.1	403	6605	6.6
121	1983	2.0	255	4179	4.2	420	6884	6.9
122	2000	2.0	258	4229	4.2	425	6966	7.0
134	2196	2.2	260	4261	4.3	426	6982	7.0
135	2213	2.2	265	4343	4.3	454	7447	7.4
140	2295	2.3	267	4376	4.4	460	7539	7.5
151	2475	2.5	292	4786	4.8	466	7638	7.6
156	2557	2.6	300	4917	4.9	475	7785	7.8
159	2606	2.6	301	4933	4.9	495	8113	8.1
170	2786	2.8	302	4949	5.0	500	8195	8.2
171	2803	2.8	304	4983	5.0	504	8261	8.3
173	2835	2.8	305	4999	5.0	525	9605	8.6
181	2967	3.0	307	5032	5.0	551	9031	9.0
196	3212	3.2	318	5212	5.2	552	9047	9.0
200	3278	3.3	350	5736	5.7	555	9096	9.1
212	3475	3.5	351	5753	5.8	568	9310	9.3
225	3688	3.7	359	5884	5.9	611	10014	10.0
229	3753	3.8	360	5900	5.9			

## Selecting the correct Universal Converter

- 1) Determine what type and size body you need
  - a) round unit or oval unit
  - b) long or short body
- 2) Select the correct engine size
- 3) Establish the gross vehicle weight (usually on the inside of the left front door jam)
- 4) Check to see if the replacement unit needs an air tube or O2 sensor fittings (all Eastern Catalytic Converter air tubes are capped)
- 5) Verify the correct position of the inlet and outlet
- 6) Measure the diameter of the O/E pipe to ensure that you have the right size inlet and outlet.
- 7) **Fix the problem that caused the original converter to fail before installing the new converter.**

1: 8" (12" OAL)

2: 4.0L

3: 4.0L / 4,250 lbs.

4: 8" No sensor, no air tube

5: 12" (width), 8" (depth), 6" (height)

6: Inlet/outlet size

Inlet/outlet size	STND	ECO II	ECO III
1.75" / 1.75"	70380	83803	93803
2" / 2"	70382	83804	93804
2.25" / 2.25"	70384	83805	93805

**Eastern recommends the use of ECO Series converters on all OBD II applications**

## Abbreviations

**2DR** .....Two-Door  
**4DR** .....Four-Door  
**2WD** .....Two-Wheel Drive  
**4WD** .....Four-Wheel Drive  
**ASSY** .....Assembly  
**A/T** .....Automatic Transmission  
**AWD** .....All-Wheel Drive  
**CA** .....California Models  
**CAT** .....Catalytic Converter  
**CC** .....Cubic Centimeters  
**CID** .....Cubic Inch Displacement  
**DOHC** .....Dual Overhead Cam  
**EMIS** .....Emissions  
**ENG** .....Engine  
**EPA** .....Environmental Protection Agency

**EXH** .....Exhaust  
**FRT** .....Front  
**FWD** .....Front-Wheel Drive  
**GVW** .....Gross Vehicle Weight  
**H/B** .....Hatchback  
**H/O** .....High Output  
**H/T** .....Hard-Top  
**ID** .....Inside Diameter  
**INJ** .....Fuel Injected  
**LBS** .....Pounds  
**LEV** .....Low Emission Vehicle  
**M/T** .....Manual Transmission  
**N/A** .....Not Available  
**O/2** .....Oxygen Sensor  
**OAL** .....Overall Length  
**OD** .....Outside Diameter

**O/E** .....Original Equipment  
**OPT** .....Optional  
**RR** .....Rear  
**RWD** .....Rear-Wheel Drive  
**SOHC** .....Single Overhead Cam  
**S/W** .....Station Wagon  
**ULEV** .....Ultra Low Emission Vehicle  
**W/** .....With  
**W/B** .....Wheel Base  
**W/CA** .....With California Emissions  
**W/O** .....Without



**Remember:** Fix the problem that caused the original converter to fail.

All products in this catalog are not legal for sale or use in California



# V.I.N. Chart

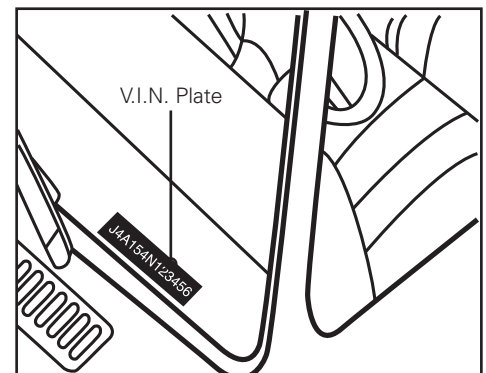
Make	Year	Model Year	Engine Size
Acura	86-09	10th Digit	4-6th Digits
Acura Truck	96-09	10th Digit	8th Digit
AMC	81-88	10th Digit	4th Digit
	75-80	2nd Digit	7th Digit
Audi	81-09	10th Digit	5th Digit
BMW	81-08	10th Digit	4-7th Digits
Buick	81-09	10th Digit	8th Digit
	75-80	10th Digit	5th Digit
Cadillac	81-09	6th Digit	5th Digit
Chevrolet	81-09	10th Digit	8th Digit
	75-85	10th Digit	5th Digit
Chevrolet Truck	81-09	10th Digit	8th Digit
	75-80	6th Digit	3rd Digit
Chrysler	81-09	10th Digit	8th Digit
	75-80	6th Digit	5th Digit
Daewoo	99-02	10th Digit	8th Digit
Daihatsu	88-92	10th Digit	8th Digit
Dodge	81-09	10th Digit	8th Digit
	75-80	6th Digit	5th Digit
Dodge Truck	81-09	10th Digit	8th Digit
	75-80	6th Digit	5th Digit
Eagle	88-98	10th Digit	8th Digit
Ford	81-09	10th Digit	8th Digit
	75-80	6th Digit	5th Digit
Ford Truck	81-09	10th Digit	8th Digit
	75-80	6th Digit	4th Digit
Geo	89-97	10th Digit	8th Digit
GMC Truck	81-09	10th Digit	8th Digit
	75-80	6th Digit	3rd Digit
Honda	80-09	6th Digit	4-6th Digits
Honda Truck	94-09	10th Digit	4-6th Digits
Hyundai	86-09	10th Digit	8th Digit
Infiniti	90-09	10th Digit	4th Digit
Isuzu	81-09	10th Digit	8th Digit
Jaguar	81-09	10th Digit	7th Digit
Jeep	89-09	10th Digit	8th Digit
	81-88	10th Digit	6th Digit
	75-80	6th Digit	7th Digit
Kia	94-09	10th Digit	8th Digit
Lexus	90-09	10th Digit	5th Digit
Lincoln	81-09	10th Digit	8th Digit
	75-80	1st Digit	5th Digit

Make	Year	Model Year	Engine Size
Mazda	81-09	4th Digit	4-8th Digits
Mercedes Benz	81-09	10th Digit	4-7th Digits
Mercury	81-09	10th Digit	8th Digit
Merkur	85-90	10th Digit	8th Digit
Mitsubishi	81-09	10th Digit	8th Digit
Nissan	81-09	6th Digit	4th Digit
Nissan Truck	81-09	10th Digit	4th Digit
Oldsmobile	81-04	10th Digit	8th Digit
	75-80	6th Digit	8th Digit
Plymouth	81-01	10th Digit	8th Digit
	75-80	6th Digit	5th Digit
Plymouth Truck	81-05	10th Digit	10th Digit
	75-80	6th Digit	5th Digit
Pontiac	81-09	10th Digit	8th Digit
	75-80	6th Digit	5th Digit
Porsche	81-09	10th Digit	5th Digit
Range Rover	87-09	10th Digit	7th Digit
Saab	84-08	10th Digit	8th Digit
	81-83	10th Digit	7th Digit
Saturn	91-09	10th Digit	8th Digit
Sterling	87-91	10th Digit	8th Digit
Subaru	81-09	10th Digit	6th Digit
Suzuki	86-09	10th Digit	6th Digit
Toyota	81-09	10th Digit	4th Digit
Toyota Truck	81-09	10th Digit	4th Digit
Volkswagen	81-09	10th Digit	5th Digit
Volvo	81-09	10th Digit	6-7th Digit
	75-80	8th Digit	6-7th Digit
Yugo	86-92	10th Digit	7th Digit

### Use This Chart To Determine Model Year

A 1980	L 1990	Y 2000	A 2010
B 1981	M 1991	1 2001	B 2011
C 1982	N 1992	2 2002	C 2012
D 1983	P 1993	3 2003	D 2013
E 1984	R 1994	4 2004	E 2014
F 1985	S 1995	5 2005	F 2015
G 1986	T 1996	6 2006	G 2016
H 1987	V 1997	7 2007	H 2017
J 1988	W 1998	8 2008	J 2018
K 1989	X 1999	9 2009	K 2019

V.I.N. Plate is usually located inside the lower left side of windshield



# Vehicle emissions label information


## Proper identification of a CARB emission system.

**IMPORTANT NOTE:** Before servicing any vehicle's catalytic converter, you must determine whether the vehicle was manufactured to CARB or Federal (EPA) specifications.

CARB vehicles can have exhaust system components that may be different from Federal vehicles. Vehicles that are not registered in CARB-compliant states, but are labeled

as having CARB emissions, can use catalytic converters in this catalog except for those labeled "With a Federal Emissions System."

All converters in this catalog are intended for Federal (EPA) vehicle applications and are not legal for sale or use in California.


VEHICLE EMISSION CONTROL INFORMATION		
<b>A</b> motor co, inc.	ENGINE FAMILY DISPLACEMENT	EFN2.8YBT2BA 2.8L
	OBD II CERTIFIED	
THIS VEHICLE CONFORMS TO U.S. EPA AND STATE OF CALIFORNIA REGULATIONS APPLICABLE TO 1997 MODEL YEAR NEW TLEV PASSENGER CARS.		
REFER TO SERVICE MANUAL FOR ADDITIONAL INFORMATION TUNE-UP CONDITIONS: NORMAL OPERATING ENGINE TEMPERATURE, ACCESSORIES OFF, COOLING FAN OFF, TRANSMISSION IN NEUTRAL		
EXHAUST EMISSIONS STANDARDS CERTIFICATION IN-USE	STANDARD CATEGORY TLEV TLEV INTERMEDIATE	
SPARK PLUG TYPE NGK BPRE-11 GAP: 1.1mm	<b>CATALYST</b>	EFN2.8YBT2BA 

Typical label showing a CARB system

Vehicle Emission Control Information		
<b>X</b> Motors Inc.	ENGINE FAMILY 1.9 LITER	YGMXV01.9002 OBD II CERTIFIED
Emission labels vary in appearance, but they all contain the engine family or test group.		
<ul style="list-style-type: none"> <li>• SPARK PLUG GAP 0.040 INCHES</li> <li>• MODULE COMPUTER CONTROLLED, NO ADJUSTMENT NEEDED</li> <li>• SEE SERVICE MANUAL AND MAINTENANCE SCHEDULE FOR MORE INFORMATION</li> </ul>		
If there is no certification printed on the label the vehicle is not a low emission vehicle.		
EXHAUST EMISSION STANDARDS Certification	STANDARD CATEGORY LEV	
THIS VEHICLE CONFORMS TO U.S. EPA REGULATION APPLICABLE TO 2000 MODEL-YEAR NEW PASSENGER CARS		<b>CATALYST</b>

Typical label showing a L.E.V. System (Low Emissions Vehicle)

Grand Cherokee Certification Label  
(driver door shut-face)

MFD BY	DAIMLER CHRYSLER CORPORATION	DATE OF MFR	1-96 C	GVWR	2268 KG (05000 LB)
GAWR FRONT	1203 KG (2650 LB)	WITH TIRES	P195/75R14	RIMS AT	14 X 5.5
GAWR REAR	1225 KG (2700 LB)	WITH TIRES	P195/75R14	RIMS AT	14 X 5.5
THIS VEHICLE CONFORMS TO ALL APPLICABLE FEDERAL MOTOR VEHICLE SAFETY STANDARDS IN EFFECT ON THE DATE OF MANUFACTURE SHOWN ABOVE.		VIN:	XXXXXXXXXXXXXXXXXX	TYPE:	SINGLE X DUAL
					
MDH:	010615 021	PAINT:POP	VEHICLE MADE IN USA	TRIM:05C3	4848505

Typical label showing a Federal (EPA) system



Common vehicle emissions label locations are:

- 1) On the front radiator support
- 2) On the strut tower plate
- 3) Under the engine hood

**Remember:** Fix the problem that caused the original converter to fail.



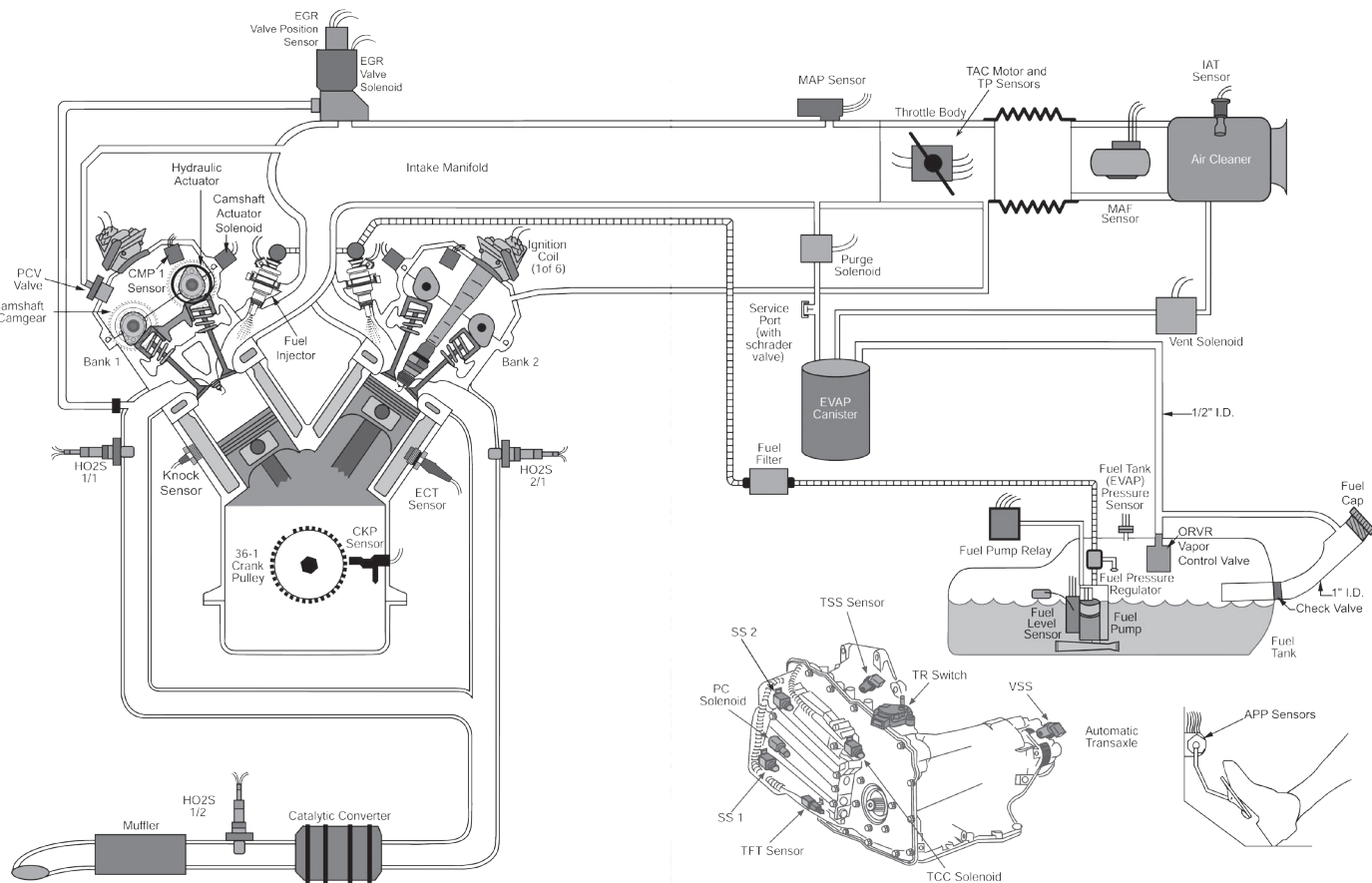
All products in this catalog are not legal for sale or use in California

# We've got over 36 years of innovation.

100% of our research and development efforts goes into making the finest aftermarket and original equipment catalytic converters on the market. All of our converter washcoats come from the largest catalyst manufacturer in the world, ensuring maximum performance and the highest conversion of vehicle emissions of any catalytic converters available.



## The fuel, engine, and exhaust systems



The Engine Control Module (ECM) monitors sensors in the fuel, engine, and exhaust systems. Each of these system components can affect the performance of the emissions system, and the failure of any of these components can cause damage to the catalytic converter.

When converter DTCs are not caused by the typical problems listed on the previous page, any or all of these components may need to be checked.



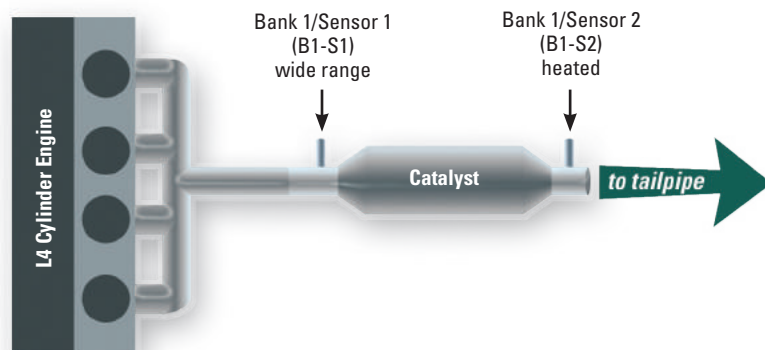
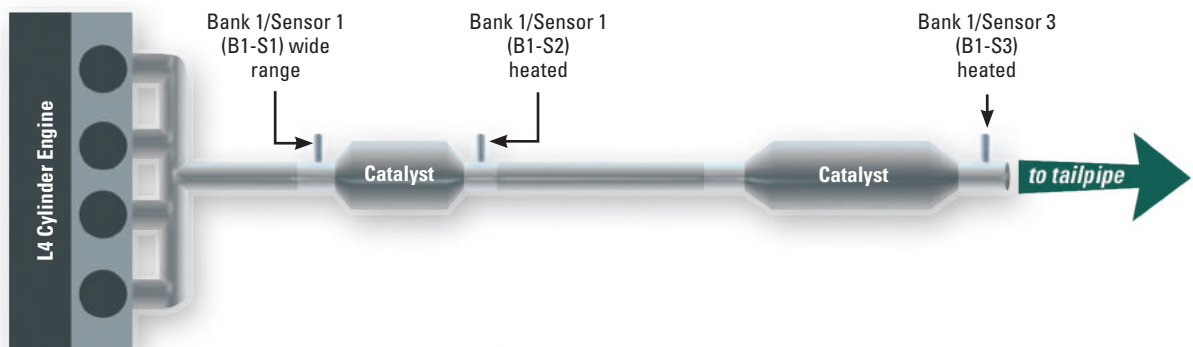
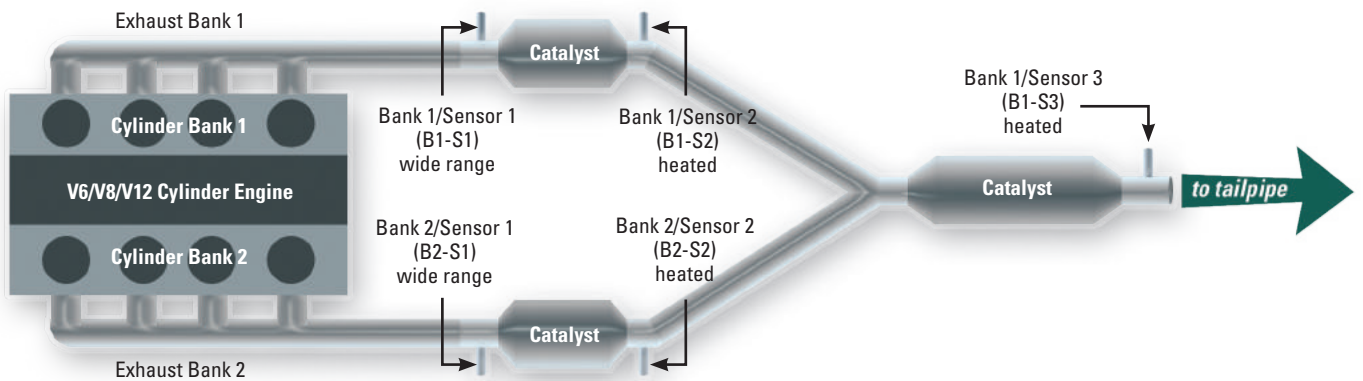
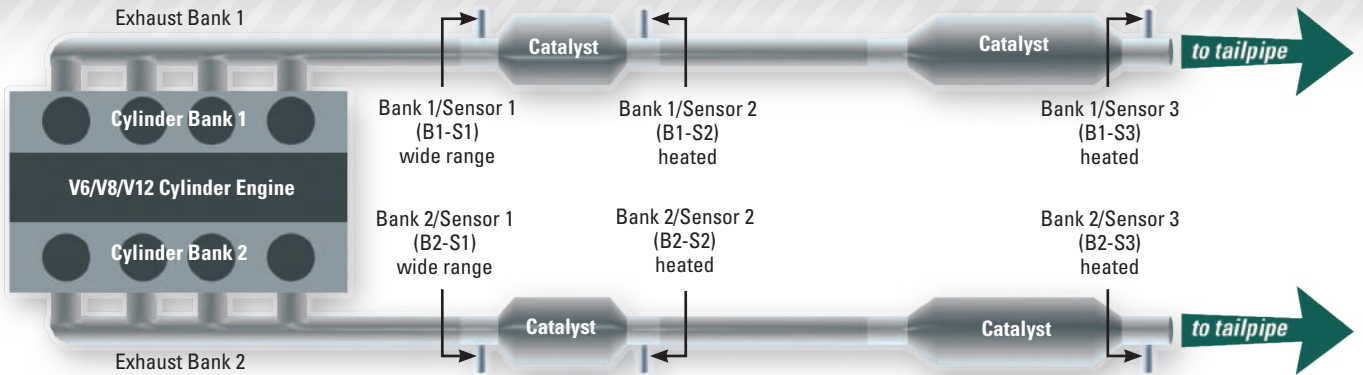
Engine management diagram provided courtesy of The National Institute for Automotive Service Excellence (ASE). Used with permission.

**Remember:** Fix the problem that caused the original converter to fail.



All products in this catalog are not legal for sale or use in California

# OBD II Oxygen sensor locator



**Remember:** Fix the problem that caused the original converter to fail.

All products in this catalog are not legal for sale or use in California

# Before installing a new converter:

**Most catalytic converters fail due to engine related problems. Replacing the catalytic converter without diagnosing and repairing the cause of the failure may lead to another ruined converter.**

A catalytic converter is designed to last the life of the vehicle. When malfunction in the catalytic converter is indicated, it is almost always the result of some other problem.



## Signs indicating need for a catalytic converter replacement

Most often, catalytic converter problems turn up when reading codes or performing emissions testing. However, there are physical symptoms that may indicate need for converter replacement:

- Broken or rusted-out converter body or end tubes.
- Physical damage to the converter body.
- Presence of a rattle in the converter. A thump on a monolithic converter should make a solid sound to indicate that the substrate is present and is still in one piece.
- Fragments of substrate in other sections of the exhaust system.
- Indications of overheating on converter body.

## Converter Basics

A catalytic converter has three main components:

- The converter body, which includes the “can,” pipes, and matting used to hold the brick in place.
- The converter substrate – usually a high performance ceramic “brick,” engineered with thousand of tiny channels through which the exhaust gases pass. The substrate can also be constructed of a metal mesh.
- The washcoat, which coats the substrate with a combination of precious metals: platinum, palladium, and / or rhodium.

In addition to these components, many converters will have O<sub>2</sub> sensor ports and air tubes.

## How a catalytic converter works

As exhaust gases pass into the converter and through the substrate, the washcoat creates chemical reactions that lower the level of emissions emitted from the tailpipe.

A catalytic converter needs two factors to operate properly: sufficient operating temperature (the “light off” temperature) and a steady stream of feed gas. Once the “light off” temperature is reached, the catalytic conversions occur: 1) oxides of nitrogen (NO<sub>x</sub>) are reduced into nitrogen and carbon dioxide, and 2) hydrocarbons (HC) and carbon monoxide (CO) are oxidized to create water vapor.

Converters typically start to work at around 550°F. The majority of the purification takes place once the converter reaches at least 750°F.



## Diagnosing catalytic converter failures

When a converter malfunctions, it can be due to an engine performance issue or an issue with any of the components in the fuel, engine, and exhaust systems. Typical issues include faulty O2 sensors, incorrect air/fuel ratio, unburned fuel entering the unit, chemical additives in the fuel, malfunctioning sensors, ECM failure, and road damage. One or more of these conditions can trigger a change in emissions at the converter, causing the ECM to record a code that indicates “Catalyst Efficiency Below Threshold”.

If a catalytic converter has failed, it is up to the technician to thoroughly diagnose the problem to find out what caused the failure. If this is not done, it will eventually lead to failure of the new converter.

**Codes P0420 and P0430** indicate that the “catalyst system efficiency is below threshold bank 1 or 2.” In other words, the vehicle’s oxygen sensors downstream noticed that the converter is not working as efficiently as it should be. However, code P0420 and P0430 can occur for a variety of reasons other than converter failure or malfunction. It is important to properly diagnose and identify any problem or problems before installing a new catalytic converter.

### **Converter replacement requires ECM reset**

When a converter is replaced, the technician will need to perform a drive cycle in order to correctly reset the ECM. Follow the manufacturer guidelines for the correct drive cycle.

### **Conditions that can lead to a Code P0420 and P0430:**

#### **Fuel trim too high**

- Vacuum leaks
- Intake leaks
- Bad mass-air flow sensor

#### **Fuel trim too low**

- Stuck fuel injectors
- Bad fuel pressure regulator

#### **O2 sensor problems**

- Failed or “lazy” sensor
- Sensor contamination by antifreeze, additives, oil, unburned fuel, or service chemicals/sealants

#### **Maintenance / operation problems**

- Overloaded vehicle
- Incorrect engine timing
- Carbon deposits

#### **Mechanical / electrical issues**

- ECM failure
- Defective electrical parts: plugs, wires, coils
- Improper compression
- Leaking valves
- EGR failure
- Exhaust leaks
- Worn camshaft
- Transmission problems
- Improper fuel system performance
- Blown head, intake, or exhaust gaskets
- Bad valve timing
- Cooling system issues



**Remember:** Fix the problem that caused the original converter to fail.

All products in this catalog are not legal for sale or use in California



### Causes of converter failure and the Eastern Catalytic warranty.

*There are three basic types of converter failure: physical, thermal, and chemical. The issues shown here VOID the EMI warranty and are NOT eligible for credit. Check your converter before you return it:*

***Is the part missing a stamp code that verifies it is an Eastern Catalytic product?***

- Check stamp code for EM or TD.

***Shake the part – is there rattling from inside?***

- Rattling is typically heard when the substrate inside is loose or broken.
- Was the part physically damaged due to impact that may have caused the substrate to break?
- Does the part show visible signs of extreme temperature that would cause loss of efficiency, matting failure / loose substrate?

***Look at the tubing and the shell of the converter – Does it show signs of extreme heat?***


- Deep gray, black, and dark purple are signs of extreme temperature caused by an improper running or misfiring engine.

***Look inside the converter, is the substrate missing, plugged up, melted?***

- These are all signs of an improper running engine or contaminants in the exhaust that have plugged the face of the catalyst or melted the catalyst due to extreme heat.

***Check the picture of the part in the Eastern catalog, is it missing any pieces of the converter tubing or converters?***

- There are some 2 or 3 piece units that must be returned complete with all pieces.



## NOTE:

*Failures caused by these problems are not covered by the warranty.*

## Environmental Protection Agency (EPA) Requirements

The EPA has established four basic situations when you can install an aftermarket converter:

- If the converter is missing from the vehicle when brought in for exhaust system repair.
- If a state or local inspection program has determined that the existing converter has been poisoned, damaged, or otherwise needs replacement.
- If the vehicle exceeds the factory emissions warranty and a legitimate need for replacement has been established and appropriately documented (e.g., a plugged converter or unrepeatable exhaust leaks).
- If an OBD II vehicle's mileage exceeds OEM warranty and the fault code identifies that the converter needs replacement.

### **The last two points are very important.**

The original converter on a vehicle is designed to last the lifetime of the vehicle if the vehicle is properly maintained and no engine malfunctions occur. The EPA requires the vehicle manufacturer to warrant the original converter for at least five years or 50,000 miles (8 years or 80,000 miles for OBD II), whichever comes first. Any converter within this warranty period must be replaced with an original equipment converter.

### **Aftermarket converters cannot be used for replacement:**

- If the existing converter is present and functioning properly.
- If the replacement is under recall or warranty.
- If the vehicle is returning from overseas use, unless accompanied by EPA forms permitting the installation.

### **When replacing a converter:**

Once you have determined that you may replace the converter, look up your application in this catalog to determine the appropriate replacement converter.

### **The converters in this catalog are not legal for sale or use in California.**

Eastern Catalytic produces a separate catalog for California-approved converters.

- Converters may only be used within the limits of their compliance. Vehicle weight and engine size must not exceed those listed for each converter in this catalog.
- A two-way converter may not be used to replace an original equipment, three-way converter.
- A three-way converter may be used to replace an original equipment two-way, only if it has been approved for that purpose.
- An OBD II compatible converter is required for all OBD II applications.

### **The EPA requires that the catalytic converter installer:**

1. Fill out the warranty card supplied by the manufacturer.
2. Send the top portion to the manufacturer.
3. Give the middle portion to the consumer, and keep the bottom portion.



**Remember:** Fix the problem that caused the original converter to fail.

All products in this catalog are not legal for sale or use in California

### Eastern Catalytic Limited Warranty

The manufacturer warrants that the catalysts in our converters are free from defects in material and workmanship which cause such catalysts to fail to conform with emission reduction requirements specified by the U.S. Environmental Protection Agency for a period of 50,000 miles from the date of installation of said catalytic converters. The manufacturer warrants that the external shell, including end pipes, shall be free from defects to materials and workmanship for a period of five years or 50,000 miles from the date of installation, whichever comes first. The required warranty for non-OBD II catalyst performance is 25,000 miles, but **due to the high level of confidence in our products, we have increased the warranty to 50,000 miles.**

This warranty is conditioned upon the converters being properly installed on the vehicle(s) for which they are designated and cataloged and the said vehicle(s) maintained in proper operating condition according to original specifications. The manufacturer will replace any such defective converter provided that it is returned to an authorized dealer along with the proof of purchase and

properly completed warranty certificate. If the warranty claim relates to emission performance, proof of failure of an emission test should be provided.

Manufacturer may request proof that the engine was tuned to original specifications and maintained in proper operating condition. This warranty does not cover converters that have been damaged from accidents, road debris, or the use of leaded fuels. This warranty shall give you specific legal rights. The only obligation of the manufacturer under this warranty is to supply the purchaser with a new catalytic converter assuming all warranty conditions are met. You may also have other rights which vary from state to state.

Our catalytic converters will not in their operation, function, or malfunction result in any unsafe condition endangering the motor vehicle(s), its occupants, or other persons or property in close proximity to the vehicle(s) when properly installed on the vehicle(s) for which they were intended.

### ***Eastern Manufacturing Inc. 2017 Catalytic Converter Return Policy***

Eastern warranties all converters for 5 years or 50,000 miles with proper paperwork completed and Return Goods Authorization # (RGA#). Shipping for any warranty claim must be pre-paid to our Langhorne, PA facility unless instructed otherwise. All returned products must have the RGA# clearly written on the outside of the box or on a tag or label and all parts must have our warranty form completed for warranty review.

Converters that can be classified as DEFECTIVE are relatively rare; we would like to again provide guidelines to help you determine when a defective converter actually exists.

#### ***Manufacturing defects***

These are defects which occur during the manufacturing process and escape our quality control process. They include:

1. Welds that may have spaces around the inlet and outlet pipes or between the seams of the two shells that escape detection and cause a leak that is sometimes detected by a high pitched whistle.
2. A spot weld that holds the heat shield to the converter body, which may not have adhered correctly resulting in a loose heat shield at the weld point.
3. A part that does not fit the vehicle it is specified for due to possibly incorrect pipe bending, inlet/outlet flaring, incorrect flange or flange rotation, damage in shipping, etc.

These defects rarely occur, but converters diagnosed with these problems that are in the original condition with all included gaskets and components, may be returned for credit with prior Return Goods Authorization (RGA).

(Return Policy continued on next page.)

## Structural defects

All catalytic converters have a five (5) year warranty against structural failure. Structural failures include:


1. A failure during the established (an invoice with a proof of purchased date) warranty period caused by perforation rust (a hole rusted completely through the converter body or pipes).
2. Any other failure to the structure of the unit that was not caused by impact or abuse. If a converter had a dent, from impact, that either causes the substrate to crack or break or the structure to sustain physical damage, it is not the responsibility of the installer or manufacturer and may NOT be returned for credit.

## Performance defects

All Eastern Catalytic converters have a 50,000 mile performance warranty (Federal Law is 25,000 miles). Performance failures are difficult to determine.

1. Converters that show signs of excessive heat, usually by being discolored, and fail any performance criteria, are not defective, but instead have been abused by an improperly functioning engine, usually the result of an excessive rich condition that expels high amounts of unburned fuel into the converter causing temperature spikes. These converters are NOT defective and may NOT be returned for credit.
2. When a converter is installed due to a MIL or "check engine light" illumination, and the new converter fails to remedy to the problem, it may be that the converter was not the cause of the problem originally. There are over 1,200 diagnostic codes which can trigger the MIL or the "check engine light." Only eight (8) of those codes deal with the right and left converters operating below efficiency. Documentation from a trained mechanic indicating the code number designation, diagnostic details, and repair must be included with returned converter to obtain credit.

## Examples of Converters NOT covered under warranty:

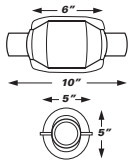


**Remember:** Fix the problem that caused the original converter to fail.

All products in this catalog are not legal for sale or use in California

# ROUND

**6" (10" OAL)**



**6" No sensor, no air tube**

**3.8L**

**3.8L / 4,250 lbs.**

Inlet/outlet size	STND	ECO II	ECO III
1.75" / 1.75"	70236	82363	92363
2" / 2"	70237	82364	92364
2.25" / 2.25"	70238	82365	92365
2.50" / 2.50"	—	—	—

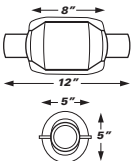
## BTO - Build to order

Just because you don't see a particular application in this catalog, doesn't mean we can't build it for you!

Our Build To Order (BTO) program has created special converters for applications ranging from marine and aircraft to power generation and small engines.

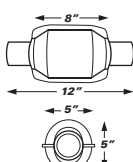
Put our engineers to work for your special converter needs. Let us know what your requirements are, and we'll let you know what we can do.

**8" (12" OAL)**



Inlet/outlet size	8" No sensor, no air tube			8" One sensor, no air tube			8" Two sensors, no air tube		
	STND	ECO II	ECO III	STND	ECO II	ECO III	STND	ECO II	ECO III
1.75" / 1.75"	70246	82463	92463	BTO	82663	92663	BTO	82263	92263
2" / 2"	70247	82464	92464	BTO	82664	92664	BTO	82264	92264
2.25" / 2.25"	70248	82465	92465	BTO	82665	92665	BTO	82265	92265
2.50" / 2.50"	70249	82466	92466	BTO	82666	92666	BTO	82266	92266

**10" (14" OAL)**



Inlet/outlet size	10" No sensor, no air tube			10" One sensor (centered), no air tube			10" Two sensors, no air tube		
	STND	ECO II	ECO III	STND	ECO II	ECO III	STND	ECO II	ECO III
1.75" / 1.75"	70256	82563	92563	BTO	82613	92613	BTO	82293	92293
2" / 2"	70257	82564	92564	BTO	82614	92614	BTO	82294	92294
2.25" / 2.25"	70258	82565	92565	BTO	82615	92615	BTO	82295	92295
2.50" / 2.50"	70259	82566	92566	BTO	BTO	BTO	BTO	82296	92296

**ECO II**

**BETTER** For all post '96 applications. Designed to be compatible with second-generation on-board diagnostics (OBDII).

**ECO III**

**BEST** Higher precious metal loading. Designed to keep the Check Engine Light (MIL) off on high mileage and low emissions OBDII applications.

**SELECT +**

**ULTRA** Contains approximately 40% higher precious metal content than most other aftermarket brands. Faster light off and higher substrate volume.



10" (14" OAL)	10" No sensor, no air tube				10" One sensor, angled, no air tube			
	5.9L				5.9L			
<b>Inlet /outlet size</b>	5.9L / 6,000 lbs.				5.9L / 6,000 lbs.			
	<input type="button" value="STND"/>	<input type="button" value="ECO II"/>	<input type="button" value="ECO III"/>	<input type="button" value="SELECT +"/>	<input type="button" value="STND"/>	<input type="button" value="ECO II"/>	<input type="button" value="ECO III"/>	<input type="button" value="SELECT +"/>
1.75" / 1.75"	70215	82153	92153	---	BTO	82723	92723	---
2" / 2"	70216	82154	92154	99851	BTO	82724	92724	99856
2.25" / 2.25"	70217	82155	92155	99852	BTO	82725	92725	99857
2.50" / 2.50"	70218	82156	92156	99853	BTO	82726	92726	99858

## ECO GM

For more information about ECO-GM turn to page 4-5.

12" (16" OAL)	12" No sensor, no air tube				12" One sensor, no air tube				12" One sensor, angled, no air tube			12" One sensor, (centered) no air tube			
	5.9L				5.9L				5.9L			5.9L			
<b>Inlet /outlet size</b>	5.9L / 6,000 lbs.				5.9L / 6,000 lbs.				5.9L / 6,000 lbs.			5.9L / 6,000 lbs.			
	<input type="button" value="STND"/>	<input type="button" value="ECO II"/>	<input type="button" value="ECO III"/>	<input type="button" value="ECO GM"/>	<input type="button" value="SELECT +"/>	<input type="button" value="ECO II"/>	<input type="button" value="ECO III"/>	<input type="button" value="ECO GM"/>	<input type="button" value="SELECT +"/>	<input type="button" value="ECO II"/>	<input type="button" value="ECO III"/>	<input type="button" value="ECO GM"/>	<input type="button" value="SELECT +"/>		
2" / 2"	71277	82774	92774	99774	99861	82834	92834	99834	99870	82734	92734	99734	82624	92624	99866
2.25" / 2.25"	71278	82775	92775	99775	99862	82835	92835	99835	99871	82735	92735	99735	82625	92625	99867
2.50" / 2.50"	71279	82776	92776	99776	99863	82836	92836	99836	99872	82736	92736	99736	82626	92626	99868
3" / 3"	71280	82777	92777	99777	---	82837	92837	99837	---	82737	92737	99737	82627	92627	---

## Stuffed tube with endcap:

4"	4" No sensor, no air tube			4" No sensor, no air tube			4" No sensor, no air tube			4" No sensor, no air tube		
	3.8L			3.8L			3.8L			3.8L		
<b>Inlet /outlet size</b>	3.8L / 4,250 lbs.			3.8L / 4,250 lbs.			3.8L / 4,250 lbs.			3.8L / 4,250 lbs.		
	<input type="button" value="STND"/>	<input type="button" value="ECO II"/>	<input type="button" value="ECO III"/>	<input type="button" value="STND"/>	<input type="button" value="ECO II"/>	<input type="button" value="ECO III"/>	<input type="button" value="STND"/>	<input type="button" value="ECO II"/>	<input type="button" value="ECO III"/>	<input type="button" value="STND"/>	<input type="button" value="ECO II"/>	<input type="button" value="ECO III"/>
2" / 2"	72204	82204	92204	72214	82214	92214	72224	82224	92224	72234	82234	92234

# OVAL

**8" (12" OAL)** **8" No sensor, no air tube**

**4.0L**

**Inlet/outlet size** **4.0L / 4,250 lbs.**

	STND	ECO II	ECO III
1.75" / 1.75"	70380	83803	93803
2" / 2"	70382	83804	93804
2.25" / 2.25"	70384	83805	93805

**8" (12" OAL)** **8" No sensor, no air tube, two angled**

**4.0L**

**Inlet/outlet size** **4.0L / 4,250 lbs.**

	STND	ECO II	ECO III
1.75" / 1.75"	BTO	BTO	BTO
60° angled 2.0"	70362	83624	93624
60° angled 2.25"	70363	83625	93625

**8" (12" OAL)** **8" No sensor, no air tube, one angled**

**4.0L**

**Inlet/outlet size** **4.0L / 4,250 lbs.**

	STND	ECO II	ECO III
1.75" / 1.75"	BTO	BTO	BTO
60° angled 2.0"	70342	83424	93424
60° angled 2.25"	70343	83425	93425

**10" (14" OAL)** **10" No sensor, no air tube**

**5.9L**

**Inlet/outlet size** **5.9L / 6,000 lbs.**

	STND	ECO II	ECO III
1.75" / 1.75"	70326	83163	93163
2" / 2"	70316	83164	93164
2.25" / 2.25"	70317	83165	93165
2.50" / 2.50"	70318	83166	93166
3" / 3"	70330	83167	93167

**10" One sensor, no air tube**

**5.9L**

**Inlet/outlet size** **5.9L / 6,000 lbs.**

	STND	ECO II	ECO III
BTO	83703	93703	
BTO	83704	93704	
BTO	83705	93705	
BTO	83706	93706	
BTO	83707	93707	

**10" One sensor (centered), no air tube**

**5.9L**

**Inlet/outlet size** **5.9L / 6,000 lbs.**

	STND	ECO II	ECO III
BTO	83513	93513	
BTO	83514	93514	
BTO	83515	93515	
BTO	83516	93516	
BTO	83517	93517	

**10" Two sensors, no air tube**

**5.9L**

**Inlet/outlet size** **5.9L / 6,000 lbs.**

	STND	ECO II	ECO III
BTO	83403	93403	
BTO	83404	93404	
BTO	83405	93405	
BTO	83406	93406	
BTO	83407	93407	

**10" (14" OAL)** **10" No sensor, one air tube**

**5.9L**

**Inlet/outlet size** **5.9L / 6,000 lbs.**

	STND	ECO II	ECO III
1.75" / 1.75"	70427	BTO	BTO
2" / 2"	70419	BTO	BTO
2.25" / 2.25"	70421	BTO	BTO
2.50" / 2.50"	70423	BTO	BTO
3" / 3"	70430	BTO	BTO

**11.5" (15.5" OAL)** **11.5" No sensor, no air tube**

**5.9L**

**Inlet/outlet size** **5.9L / 6,000 lbs.**

	STND	ECO II	ECO III
2.50" / 2x2"	74534	BTO	BTO

**11.5" One sensor, no air tube**

**5.9L**

**Inlet/outlet size** **5.9L / 6,000 lbs.**

	STND	ECO II	ECO III
74535	BTO	BTO	

**11.5" One sensor, no air tube**

**5.9L**

**Inlet/outlet size** **5.9L / 6,000 lbs.**

	STND	ECO II	ECO III
74535	BTO	BTO	

**STND** **GOOD** Over 47,400 applications including Direct-fit, Universal, Manifold Converters, Diesel, and more.

**ECO II** **BETTER** For all post '96 applications. Designed to be compatible with second-generation on-board diagnostics (OBDII).

**ECO III** **BEST** Higher precious metal loading. Designed to keep the Check Engine Light (MIL) off on high mileage and low emissions OBDII applications.



**BTO - Build to order**

Just because you don't see a particular application in this catalog, doesn't mean we can't build it for you!

12" (16" OAL)	12" No sensor, no air tube				12" No sensor, one air tube		
	5.9L						
Inlet/outlet size	5.9L / 6,000 lbs.				5.9L / 6,000 lbs.		
	STND	ECO II	ECO III	ECO GM	STND	ECO II	ECO III
1.75" / 1.75"	71326	83173	93173	—	71427	BTO	BTO
2" / 2"	71316	83174	93174	99174	71419	BTO	BTO
2.25" / 2.25"	71317	83175	93175	99175	71421	BTO	BTO
2.50" / 2.50"	71318	83176	93176	99176	71423	BTO	BTO
3" / 3"	71330	83177	93177	99177	71430	BTO	BTO

**ECO GM**

For more information about ECO-GM turn to page 4-5.

12" (16" OAL)	12" One sensor, no air tube		12" One sensor (centered), no air tube		12" Two sensors, no air tube	
	5.9L					
Inlet/outlet size	5.9L / 6,000 lbs.		5.9L / 6,000 lbs.		5.9L / 6,000 lbs.	
	STND	ECO II	ECO III	STND	ECO II	ECO III
1.75" / 1.75"	BTO	83713	93713	BTO	83523	93523
2" / 2"	BTO	83714	93714	BTO	83524	93524
2.25" / 2.25"	BTO	83715	93715	BTO	83525	93525
2.50" / 2.50"	BTO	83716	93716	BTO	83526	93526
3" / 3"	BTO	83717	93717	BTO	83527	93527

**Why do catalytic converters fail?**

Replacing the catalytic converter without fixing the cause of the failure may lead to another ruined converter! Common causes of failure are:

- Engine tune-up required
- Excess fuel entering the exhaust system
- Oil or anti-freeze entering the exhaust system
- Oxygen sensor malfunction
- Road damage or broken hangers
- Contamination from additives



**Melted Brick**  
Engine operating too hot.



**Oil-Fouled Brick**  
Engine oil is getting into the exhaust.



**Burned Converter**  
Exhaust temperature too hot.



**Plugged Brick**  
Incomplete combustion by-products have plugged the holes.



**Road Damage**  
Impact under the vehicle crushed the converter.



# OVAL

14" (18" OAL)	14" No sensor, no air tube	14" One sensor, no air tube	14" Two sensors, no air tube	14" No sensor, one air tube								
	5.9L	5.9L	5.9L	5.9L								
Inlet/outlet size	5.9L / 6,000 lbs.			5.9L / 6,000 lbs.			5.9L / 6,000 lbs.			5.9L / 6,000 lbs.		
	STND	ECO II	ECO III	STND	ECO II	ECO III	STND	ECO II	ECO III	STND	ECO II	ECO III
2" / 2"	70528	85284	95284	BTO	85714	95714	BTO	85754	95754	70635	BTO	BTO
2.25" / 2.25"	70529	85285	95285	BTO	85715	95715	BTO	85755	95755	70636	BTO	BTO
2.50" / 2.50"	70530	85286	95286	BTO	85716	95716	BTO	85756	95756	70637	BTO	BTO
3" / 3"	70531	85287	95287	BTO	85717	95717	BTO	85757	95757	70638	BTO	BTO

14" (18" OAL)	14" No sensor, no air tube	14" One sensor, no air tube	14" No sensor, one air tube
	5.9L	5.9L	5.9L
Inlet/outlet size	5.9L / 6,000 lbs.		
	STND	ECO II	ECO III
2.25" / 2.25"	70549	85495	95495
2.50" / 2.50"	70550	85496	95496
3" / 3"	70551	85497	95497

## Resonated Oval

Baffled tube design reduces noise by 35%.

Designed to meet the demand for quieter operation on full size luxury cars such as Lexus, Cadillac, and Mercedes Benz, as well as light trucks and SUVs.

23" Torpedo (28" OAL)	23" No sensor, no air tubes	23" No sensor, two air tubes	
	8.0L	8.0L	
Inlet/outlet size	8.0L / 12,000 lbs		
	STND	ECO II	ECO III
3" / 3"	78300	BTO	BTO

## Direct-fit OEM-Style Ford Truck Converters

A full line of Direct-fit applications for 5.4L to 7.5L are available. See our Full-Line Catalog for listings.



STND

**GOOD** Over 47,400 applications including Direct-fit, Universal, Manifold Converters, Diesel, and more.

ECO II

**BETTER** For all post '96 applications. Designed to be compatible with second-generation on-board diagnostics (OBDII).

ECO III

**BEST** Higher precious metal loading. Designed to keep the Check Engine Light (MIL) off on high mileage and low emissions OBDII applications.

<b>12"</b> (16" OAL)	12" No sensor, no air tube			12" One sensor, no air tube			12" Two sensors, no air tube			12" No sensor, one air tube		
	5.9L			5.9L			5.9L			5.9L		
Inlet/outlet size	5.9L / 6,000 lbs.			5.9L / 6,000 lbs.			5.9L / 6,000 lbs.			5.9L / 6,000 lbs.		
	STND	ECO II	ECO III	STND	ECO II	ECO III	STND	ECO II	ECO III	STND	ECO II	ECO III
1.75"/1.75"	70951	89513	99513	BTO	89713	99713	BTO	89813	99813	70961	BTO	BTO
2"/2"	70953	89514	99514	BTO	89714	99714	BTO	89814	99814	70963	BTO	BTO
2.25"/2.25"	70954	89515	99515	BTO	89715	99715	BTO	89815	99815	70964	BTO	BTO
2.50"/2.50"	70955	89516	99516	BTO	89716	99716	BTO	89816	99816	70965	BTO	BTO
3"/3"	70957	89517	99517	BTO	89717	99717	BTO	89817	99817	70967	BTO	BTO

<b>12"</b> (16" OAL)	12" No sensor, no air tube			12" No sensor, one air tube			12" One sensor, no air tube			12" Two sensors, no air tube		
	8.0L			8.0L			8.0L			8.0L		
Inlet/outlet size	8.0L / 9,500 lbs.			8.0L / 9,500 lbs.			8.0L / 9,500 lbs.			8.0L / 9,500 lbs.		
	STND	ECO II	ECO III	STND	ECO II	ECO III	STND	ECO II	ECO III	STND	ECO II	ECO III
2.25"/2.25"	70854	BTO	BTO	70864	BTO	BTO	70814	BTO	BTO	70894	BTO	BTO
2.50"/2.50"	70855	BTO	BTO	70865	BTO	BTO	70815	BTO	BTO	70895	BTO	BTO
3"/3"	70857	BTO	BTO	70867	BTO	BTO	70816	BTO	BTO	70896	BTO	BTO

**BTO - Build to order**

Just because you don't see a particular application in this catalog, doesn't mean we can't build it for you!

<b>12"</b> (16" OAL)	12" No sensor, no air tube			12" One sensor, no air tube			12" Two sensors, no air tube		
	8.0L			8.0L			8.0L		
Inlet/outlet size	8.0L / 9,500 lbs.			8.0L / 9,500 lbs.			8.0L / 9,500 lbs.		
	STND	ECO II	ECO III	STND	ECO II	ECO III	STND	ECO II	ECO III
2.50" / 2 x 2.0"	70834	BTO	BTO	70835	BTO	BTO	70836	BTO	BTO

**Calculation:** To determine the test weight of your vehicle, use the formula:  
 Equivalent Test Weight (ETW) = Curb Weight + 1/2(GVWR - Curb Weight)

**12.5" (14.5" OAL)**

No sensor, no air tube

**5.9L**

Rated: 5.9L / 6,000 lbs.  
Inlet/outlet: 2 x 2.0" / 2.0"

STND | ECO II | ECO III

70911 | 89114 | 99114

**12" (16" OAL)**

No sensor, no air tube

**5.9L**

Rated: 5.9L / 6,000 lbs.  
Inlet/outlet: 2 x 2.0" / 2.0"

STND | ECO II | ECO III

70914 | 89144 | 99144

**12" (16" OAL)**

One sensor, no air tube

**5.9L**

Rated: 5.9L / 6,000 lbs.  
Inlet/outlet: 2 x 2.0" / 2.0"

STND | ECO II | ECO III

70915 | 89154 | 99154

**12" (16" OAL)**

No sensor, no air tube

**5.9L**

Rated: 5.9L / 6,000 lbs.  
Inlet/outlet: 2 x 2.0" / 2.0"

STND | ECO II | ECO III

70916 | BTO | BTO

**12" (16" OAL)**

No sensor, no air tube

**5.9L**

Rated: 5.9L / 6,000 lbs.  
Inlet/outlet: 2.0" / 2.0"

STND | ECO II | ECO III

70913 | BTO | BTO

**12" (16" OAL)**

No sensor, no air tube

**5.9L**

Rated: 5.9L / 6,000 lbs.  
Inlet/outlet: 2 x 2.0" / 2 x 2.0"

STND | ECO II | ECO III

70920 | BTO | BTO

**12" (16" OAL)**

No sensor, no air tube

**5.9L**

Rated: 5.9L / 6,000 lbs.  
Inlet/outlet: 2 x 2.0" / 2 x 2.0"

STND | ECO II | ECO III

70533 | 85334 | 95334

## BTO - Build to order

Just because you don't see a particular application in this catalog, doesn't mean we can't build it for you!

**Calculation:** To determine the test weight of your vehicle, use the formula:  

$$\text{Equivalent Test Weight (ETW)} = \text{Curb Weight} + 1/2(\text{GVWR} - \text{Curb Weight})$$

**STND** **GOOD** Over 47,400 applications including Direct-fit, Universal, Manifold Converters, Diesel, and more.

**ECO II** **BETTER** For all post '96 applications. Designed to be compatible with second-generation on-board diagnostics (OBDII).

**ECO III** **BEST** Higher precious metal loading. Designed to keep the Check Engine Light (MIL) off on high mileage and low emissions OBDII applications.

**12" (16" OAL)**

Two sensors, no air tube

**5.9L**

Rated: 5.9L / 6,000 lbs.  
Inlet/outlet: 2 x 2.0" / 2 x 2.0"

STND ECO II ECO III

70532 | 85324 | 95324

**12" (16" OAL)**

No sensor, no air tube

**5.9L**

Rated: 5.9L / 6,000 lbs.  
Inlet/outlet: 2.50" / 2 x 2.0"

STND ECO II ECO III

70534 | 85346 | 95346

**12" (16" OAL)**

One sensor, no air tube

**5.9L**

Rated: 5.9L / 6,000 lbs.  
Inlet/outlet: 2.50" / 2 x 2.0"

STND ECO II ECO III

70535 | 85356 | 95356

**12" (16" OAL)**

Two sensors, no air tube

**5.9L**

Rated: 5.9L / 6,000 lbs.  
Inlet/outlet: 2.50" / 2 x 2.0"

STND ECO II ECO III

70536 | 85366 | 95366

**12" (14" OAL)**

No sensor, no air tube

**5.9L**

Rated: 5.9L / 6,000 lbs.  
Inlet/outlet: 2.5" / 2.0"

STND ECO II ECO III

70924 | 89246 | BTO

**12" (14" OAL)**

No sensor, no air tube

**5.9L**

Rated: 5.9L / 6,000 lbs.  
Inlet/outlet: 2.25" / None

STND ECO II ECO III

70925 | BTO | BTO

**8.5" (12.5" OAL)**

No sensor, no air tube

**5.9L**

Rated: 5.9L / 6,000 lbs.  
Inlet/outlet: 2.25" / 2.25"

STND ECO II ECO III

70927 | BTO | BTO

**13.5" (15.5" OAL)**

No sensor, no air tube

**5.9L**

Rated: 5.9L / 6,000 lbs.  
Inlet/outlet: 2.25" / None

STND ECO II ECO III

70923 | BTO | BTO

**12.5" (14.5" OAL)**

No sensor, no air tube

**5.9L**

Rated: 5.9L / 6,000 lbs.  
Inlet/outlet: 2.25" / 2.25"

STND ECO II ECO III

70922 | BTO | BTO

**12.5" (14.5" OAL)**

No sensor, no air tube

**5.9L**

Rated: 5.9L / 6,000 lbs.  
Inlet/outlet: 2.25" / 2.25"

STND ECO II ECO III

70926 | BTO | BTO

**12.5" (16.5" OAL)**

No sensor, no air tube

**5.9L**

Rated: 5.9L / 6,000 lbs.  
Inlet/outlet: 2.25" / 2.25"

STND ECO II ECO III

70901 | BTO | BTO

**15" (19" OAL)**

No sensor, no air tube

**5.9L**

Rated: 5.9L / 6,000 lbs.  
Inlet/outlet: 2.25" / 2.25"

STND ECO II ECO III

70902 | BTO | BTO

# HIGH PERFORMANCE

<b>Small Bullet</b>	<b>7"</b> No sensor, no air tube ceramic substrate 400 cell / in <sup>2</sup>
	<b>3.8L</b> 
<b>Inlet /outlet size</b>	<b>3.8L / 4,250 lbs.</b>
	<span style="background-color: #c00000; color: white; padding: 2px;">PERF</span> <span style="background-color: #008000; color: white; padding: 2px; margin-left: 10px;">ECO II</span> <span style="background-color: #ffa500; color: white; padding: 2px; margin-left: 10px;">ECO III</span>
2.25" / 2.25"	78124    81255    91255
2.50" / 2.50"	78125    81256    91256
3" / 3"	78130    81257    91257


<b>Small Bullet</b>	<b>7"</b> No sensor, no air tube metallic substrate 200 cell / in <sup>2</sup>
	<b>3.8L</b> 
<b>Inlet /outlet size</b>	<b>3.8L / 4,250 lbs.</b>
	<span style="background-color: #c00000; color: white; padding: 2px;">PERF</span>
2.25" / 2.25"	79124
2.50" / 2.50"	79125
3" / 3"	79130

<b>Large Bullet</b>	<b>9"</b> No sensor, no air tube ceramic substrate 400 cell / in <sup>2</sup>
	<b>5.9L</b> 
<b>Inlet /outlet size</b>	<b>5.9L / 6,000 lbs.</b>
	<span style="background-color: #c00000; color: white; padding: 2px;">PERF</span> <span style="background-color: #008000; color: white; padding: 2px; margin-left: 10px;">ECO II</span> <span style="background-color: #ffa500; color: white; padding: 2px; margin-left: 10px;">ECO III</span>
2.25" / 2.25"	78224    82255    92255
2.50" / 2.50"	78225    82256    92256
3" / 3"	78230    82257    92257

<b>Large Bullet</b>	<b>9"</b> No sensor, no air tube metallic substrate 200 cell / in <sup>2</sup>
	<b>5.9L</b> 
<b>Inlet /outlet size</b>	<b>5.9L / 6,000 lbs.</b>
	<span style="background-color: #c00000; color: white; padding: 2px;">PERF</span>
2.25" / 2.25"	79224
2.50" / 2.50"	79225
3" / 3"	79230

## Bullet Cat™

Eastern Bullet Cat Converters feature fully welded tube construction and are available with either a 400 cells per square inch ceramic substrate or a 200 cells per square inch metallic catalyst.



### Ceramic

Ceramic flow through catalyst –  
400 cell / in<sup>2</sup>



### Metallic

Metal foil catalyst, flow through design –  
200 cell / in<sup>2</sup>

## Tru Performance™

Eastern Tru Performance Converters feature a 300 cells per square inch ceramic substrate for improved exhaust flow with higher horsepower and torque.

### Polished or Satin -

Tru Performance polished converter bodies are built with 304 stainless steel shields and shells and are polished to 4/11 mirror finish.

Tru Performance satin-finish converter bodies are built with 409 stainless steel.

<b>Polished Finish</b> 300 cells per square inch ceramic substrate	<b>12" Tru™</b> (16" OAL)	12" No sensor, no air tube <b>5.9L</b>	12" No sensor, one air tube <b>5.9L</b>
	<b>Inlet/outlet size</b>	5.9L / 6,000 lbs. <small>PERF</small>	5.9L / 6,000 lbs. <small>PERF</small>
	2" / 2"	79916	79919
	2.25" / 2.25"	79917	79921
	2.50" / 2.50" 3" / 3"	79918 79930	79923 79931

<b>Satin Finish</b> 300 cells per square inch ceramic substrate	<b>12" Tru™</b> (16" OAL)	12" No sensor, no air tube <b>5.9L</b>	12" One sensor, no air tube <b>5.9L</b>	12" Two sensors, no air tube <b>5.9L</b>
	<b>Inlet/outlet size</b>	5.9L / 6,000 lbs. <small>PERF</small>	5.9L / 6,000 lbs. <small>PERF</small>	5.9L / 6,000 lbs. <small>PERF</small>
	2.50" / 2x2"	79834	79835	79836

<b>12" Tru™</b> (16" OAL)	12" No sensor, no air tube <b>5.9L</b>	12" One sensor, no air tube <b>5.9L</b>	12" Two sensors, no air tube <b>5.9L</b>	12" No sensor, one air tube <b>5.9L</b>
<b>Inlet/outlet size</b>	5.9L / 6,000 lbs. <small>PERF</small>	5.9L / 6,000 lbs. <small>PERF</small>	5.9L / 6,000 lbs. <small>PERF</small>	5.9L / 6,000 lbs. <small>PERF</small>
2" / 2"	79816	—	—	79819
2.25" / 2.25"	79817	79824	79894	79821
2.50" / 2.50"	79818	79825	79895	79823
3" / 3"	79830	79826	79896	79831

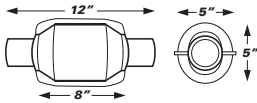
**BTO - Build to order**

Just because you don't see a particular application in this catalog, doesn't mean we can't build it for you!



## 8" Round (12" OAL)

8" No sensor,  
no air tube



1.5L



Inlet/outlet size

Engine Size: Up to 1.5L

1.75" / 1.75"

DIESEL

75246

2" / 2"

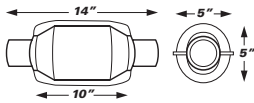
75247

2.25" / 2.25"

75248

## 10" Round (14" OAL)

10" No sensor,  
no air tube



1.5L



Inlet/outlet size

Engine Size: Up to 1.5L

1.75" / 1.75"

DIESEL

75256

2" / 2"

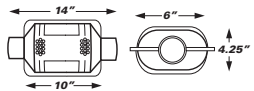
75257

2.25" / 2.25"

75258

## 10" Oval (14" OAL)

10" No sensor,  
no air tube



1.6-2.5L



Inlet/outlet size

Engine Size: 1.6L to 2.5L

1.75" / 1.75"

DIESEL

75326

2" / 2"

75316

2.25" / 2.25"

75317

2.50" / 2.50"


75318

3" / 3"

75330


We provide the widest range of Diesel Catalytic Converter applications for cars, light trucks, heavy-duty and off-highway vehicles, buses, heavy-duty trucks, forklifts, and stationary engines.

**Our Diesel converters employ one of four different catalysts, depending on the application requirements:**




### Ceramic Oxidation

Ceramic flow through catalyst – for control of HC and CO




### Ceramic Wall Flow

Ceramic wall flow catalyst – to trap particulate matter (PM) and also control HC and CO



### Metallic Oxidation

Metal foil catalyst, flow through design – for control of HC and CO



### Metallic Mesh

Catalyzed metallic mesh – designed to trap particulate matter (PM) and also control HC and CO

## Custom fabrication and application-specific designs:

We provide custom fabrication for Diesel applications, including large displacement and stationary engines.

Application and performance may vary depending on application weight, engine specifications, and fuel quality.

Contact Eastern for more information on mobile and stationary engines larger than 8.0L. Specialty catalyst configurations and exhaust tube sizes are available.

**12" Large Oval**  
(16" OAL)

**12"** No sensor,  
no air tube

**2.6-3.5L**

Inlet/outlet size	Engine Size: 2.6L to 3.5L
1.75" / 1.75"	75953
2" / 2"	75954
2.25" / 2.25"	75955
3" / 3"	75957

**14" Oval**  
(18" OAL)

**14"** No sensor,  
no air tube

**1.6-2.5L**

Inlet/outlet size	Engine Size: 1.6L to 2.5L
1.75" / 1.75"	—
2.25" / 2.25"	75529
2.50" / 2.50"	75530
3" / 3"	75531

**13.5" HD Type**  
(17.5" OAL)

**13.5"** No sensor,  
no air tube,  
6" Diameter

**6.1-7.3L**

**6" Dia**

Inlet/outlet size	Engine Size: 3.6L to 6L
2.50" / 2.50"	75501
3" / 3"	75502
3.50" / 3.50"	75503
4" / 4"	75504

**13.5" HD Type**  
(17.5" OAL)

**13.5"** No sensor,  
no air tube,  
7" Diameter

**6.1-7.3L**

**7" Dia**

Inlet/outlet size	Engine Size: 6.1L to 7.3L
2.50" / 2.50"	75601
3" / 3"	75602
3.50" / 3.50"	75603
4" / 4"	75604

**23" HD Torpedo**  
(28" OAL)

**23"** No sensor,  
no air tubes

**3.6-6.0L**

Inlet/outlet size	Engine Size: 3.6L to 6L
2.50" / 2.50"	75401
3" / 3"	75402
3.50" / 3.50"	75403
4" / 4"	75404



Eastern Catalytics component accessories are now available including Flex Pipes, Boss & Plugs, and Cowbells. Eastern Catalytic is your one stop shop for the exhaust component parts you need.

## Flex Pipes

Part #	Ends	Inlet/Outlet	OAL
Inner & Outer Braid			
80129	No ends	1.75"	4"
80134	No ends	1.75"	6"
80096	No ends	1.75"	8"
80127	No ends	1.75"	10"
80112	No ends	2"	4"
80148	No ends	2"	6"
80151	No ends	2"	8"
80115	No ends	2"	10"
80126	No ends	2.25"	4"
80111	No ends	2.25"	6"
80110	No ends	2.25"	8"
80123	No ends	2.25"	10"
80103	No ends	2.5"	4"
80125	No ends	2.5"	6"
80106	No ends	2.5"	8"
80100	No ends	2.5"	10"
80162	No ends	3"	4"
80183	No ends	3"	6"
80118	No ends	3"	8"
80121	No ends	3"	10"
80116	No ends	3.5"	6"
80098	With ends	1.75"	8"
80124	With ends	1.75"	10"

Part #	Ends	Inlet/Outlet	OAL
80122	With ends	1.75"	12"
80128	With ends	1.75"	14"
80177	With ends	2"	8"
80149	With ends	2"	10"
80113	With ends	2"	12"
80114	With ends	2"	14"
80178	With ends	2.25"	8"
80143	With ends	2.25"	10"
80145	With ends	2.25"	12"
80140	With ends	2.25"	14"
80108	With ends	2.5"	8"
80107	With ends	2.5"	10"
80138	With ends	2.5"	12"
80136	With ends	2.5"	14"
80164	With ends	3"	10"
80182	With ends	3"	12"
80179	With ends	3"	14"
Interlock			
80071	No ends	2"	4"
80072	No ends	2.25"	4"
80073	No ends	2.5"	4"
80095	No ends	3"	4"
Double Bellows			
80176	No ends	6 Bolt / 1.75" x 2	3.75"



Inner & Outer Braid



Interlock



Double Bellow

## Boss & Plugs

Part #	Type	OAL	Width	Metric Thread	Angle	Steel Grade	Description
86100	Plug	16mm	21mm on cap side/ 18mm thread side	M18 x 1.5	n/a	1215 Mild	Used for 86101 and 86102
86101	Boss	13mm	25mm	M18 x 1.5	n/a	1215 Mild	—
86102	Boss	25mm high side/ 13mm low side	25mm	M18 x 1.5	135°	1215 Mild	—
86103	Boss No Plug	13mm	25mm	M12 x 1.25	n/a	1215 Mild	—
86105	EGR Port	38mm	29mm	—	n/a	—	—
86108	Boss	19mm	15.88mm	M6 x 1	n/a	1215 Mild	—
86109	Boss	32mm	15.88mm	M6 x 1	n/a	1215 Mild	—
86110	Boss	13mm	15.88mm	M6 x 1	n/a	1215 Mild	—


Part #	Type	Center Hole	OAL	Bolt to Bolt	Thickness	Bolts	Metric Thread	Description
86104	Boss No Plug	18mm	75mm	45mm	7.83mm	40mm long	1.25	Flange designed only for boss




Cowbells




87301




87302




87303



87304




87305



87306



87307



87308



87309




87310



87311



87312



87313




87314




87315

## Cowbells




87316



87317



87318



87319

Part #	OAL	OAH	OAW	A	B	C	D
87301	5"(127mm)	2.5"(64mm)	5.25"(133mm)	1.75"(44mm)	2"(51mm)	2"(51mm)	—
87302	4.5"(114mm)	2.25"(57mm)	4.25"(108mm)	2.12"(55mm)	2.12"(55mm)	2.12"(55mm)	—
87303	3"(76mm)	2.12"(54mm)	4.25"(108mm)	1.75"(44mm)	1.75"(44mm)	1.75"(44mm)	—
87304	3.65"(93mm)	2"(51mm)	5.75"(146mm)	2"(51mm)	2"(51mm)	2"(51mm)	—
87305	3.5"(89mm)	2.25"(57mm)	3"(76mm)	2"(51mm)	2"(51mm)	2"(51mm)	—
87306	3"(76mm)	2.12"(54mm)	4.75"(121mm)	2"(51mm)	1.75"(44mm)	1.75"(44mm)	—
87307	2.5"(64mm)	2"(51mm)	5"(127mm)	2"(51mm)	2"(51mm)	—	—
87308	5"(127mm)	2.5"(64mm)	3"(76mm)	1.75"(44mm)	2.25"(57mm)	—	—
87309	6.25"(159mm)	4"(102mm)	2.25"(57mm)	2"(51mm)	2"(51mm)	2"(51mm)	—
87310	4"(102mm)	2"(51mm)	4"(102mm)	1.75"(44mm)	1.5"(38mm)	1.5"(38mm)	—
87311	4"(102mm)	2.75"(70mm)	3.75"(95mm)	1.5"(38mm)	1.5"(38mm)	1.5"(38mm)	1.5"(38mm)
87312	5"(127mm)	2.5"(64mm)	2.25"(57mm)	1.75"(44mm)	2"(51mm)	—	—
87313	5"(127mm)	2.75"(70mm)	5.25"(133mm)	1.84"(47mm)	2"(51mm)	2"(51mm)	—
87314	4.5"(114mm)	2.75"(70mm)	3"(76mm)	2.5"(64mm)	2"(51mm)	—	—
87315	4.5"(114mm)	2.25"(57mm)	4.75"(121mm)	2"(51mm)	1.63"(41mm)	1.63"(41mm)	—
87316	2"(51mm)	2.25"(57mm)	3"(76mm)	2"(51mm)	2"(51mm)	—	—
87317	4"(102mm)	4"(102mm)	4"(102mm)	1.88"(48mm)	1.88"(48mm)	1"(25mm)	—
87318	7"(178mm)	2.5"(64mm)	6"(152mm)	2"(51mm)	2"(51mm)	2.38"(60mm)	—
87319	9"(229mm)	2.5"(64mm)	6.25"(159mm)	1.88"(48mm)	1.88"(48mm)	1.88"(48mm)	—

## Exhaust Accessories



**80050 / K50**  
Universal Air Tube Kit  
1/2" I.D. X 1/2" I.D. X 10"



**80051 / K51**  
Universal Air Tube Kit  
5/8" I.D. X 1/2" I.D. X 6"



**80052 / K52**  
Universal Air Tube Kit  
3/4" I.D. X 1/2" I.D. X 8"



**80053 / K53**  
1/2" I.D. X 10' High Temp Hose



**80054 / K54**  
3/4" I.D. X 10' High Temp Hose



**80061 / K61**  
5/8" I.D. X 10' High Temp Hose




**80153**  
1/2" I.D. X 100' High Temp Hose




**80154**  
3/4" I.D. X 100' High Temp Hose




**80161**  
5/8" I.D. X 100' High Temp Hose



**80070 / K70**  
2" I.D. X 2" I.D.  
Double flange coupling



**80089** - 1996-99 Dodge Caravan 3.3L  
**80090** - 1996-99 Dodge Caravan 3.0L  
Complete w/ H.D. Flex



OBDII Connector  
**80085 / K85** = 2.00" I.D. X 2.00" O.D.  
**80086 / K86** = 2.25" I.D. X 2.25" O.D.  
**80087 / K87** = 2.50" I.D. X 2.50" O.D.  
**80088 / K88** = 3.00" I.D. X 3.00" O.D.

## Oxygen Sensors



**11000** GM 2-wire sensor w/connector



**11001** GM 1-wire sensor w/connector



**11011** Universal 1-wire w/o plug  
22 mm (7/8") hex nut,  
18mm x 1.5 SP thread



**11012** Universal 2-wire  
22mm (7/8") hex nut  
18mm x 1.5 SP thread



**11013** Universal wire flange type  
22mm (7/8") hex nut  
removable import flange



**11014** Universal 3-wire  
3-wire w/ 6.0 OHM heater  
22mm (7/8") hex nut  
18mm x 1.5 SP thread



**11015** 1983-86 Ford, Lincoln, Mercury  
3-wire w/ connector



**11022** Universal 4-wire  
4-wire w/ 6.0 OHM heater  
and dedicated ground



**11032** Universal 2-wire  
flange type  
22mm (7/8") hex nut  
removable import flange



**11100** Manifold Saver Platinum II  
Self-tapping Universal  
22mm (7/8") hex nut  
19mm oversized self-tapping thread

<b>Make</b>	<b>Page</b>
ACURA	38
ALFA ROMEO	39
AMERICAN MOTORS	39
AUDI	40
BMW	44
BUICK	50
CADILLAC	54
CHEVROLET	57
CHRYSLER	89
DAEWOO	93
DAIHATSU	94
DODGE	94
EAGLE	110
FIAT	110
FORD	110
FREIGHTLINER	139
GEO	139
GMC	140
HONDA	160
HUMMER	164
HYUNDAI	164
INFINITI	168
ISUZU	170
JAGUAR	173
JEEP (AMC/CHRYSLER)	174
KIA	178
LAND ROVER	181
LEXUS	182

<b>Make</b>	<b>Page</b>
LINCOLN	185
MAZDA	188
MERCEDES	194
MERCURY	198
MERKUR	204
MG	204
MINI	204
MITSUBISHI	204
NISSAN	208
OLDSMOBILE	216
PEUGEOT	223
PLYMOUTH	223
PONTIAC	227
PORSCHE	234
RAM	235
RENAULT	235
SAAB	235
SATURN	236
SCION	241
STERLING	241
SUBARU	241
SUZUKI	245
TOYOTA	247
TRIUMPH	257
VOLKSWAGEN	257
VOLVO	262
YUGO	265

Year

Liters

Cyl

Comments

Direct Fit #

Universal #

APPLICATIONS

## ACURA

### CL

2003-02	3.2L	V6 Cyl	Base, Undercar	40358	92624
2001	3.2L	V6 Cyl	Premium, Undercar	40358	92624
1999-98	2.3L	L4 Cyl	Undercar	40293	82564

### INTEGRA

2001-94	1.8L	L4 Cyl	GS-R, Undercar	40339	82564
---------	------	--------	----------------	-------	-------

### LEGEND

1995-91	3.2L	V6 Cyl	Undercar Rear	40284	70258
1990-87	2.7L	V6 Cyl	Undercar	40084	70317
1987-86	2.5L	V6 Cyl	Undercar	40084	70317

### MDX

2013-10	3.7L	V6 Cyl	Undercar	41138	-
2013-10	3.7L	V6 Cyl	Undercar Rear	-	72214
2009-07	3.7L	V6 Cyl	Undercar	41137	-
2009-07	3.7L	V6 Cyl	Firewall Side	40657	-
2009-07	3.7L	V6 Cyl	Radiator Side	40656	-
2006-03	3.5L	V6 Cyl	Undercar Rear	40401	82466
2006-03	3.5L	V6 Cyl	Firewall Side	40657	-
2006-03	3.5L	V6 Cyl	Radiator Side	40656	-
2002-01	3.5L	V6 Cyl	Undercar Rear	40571	85287

### RDX

2016-13	3.5L	V6 Cyl	Undercar Rear	40925	-
2016-13	3.5L	V6 Cyl	Firewall Side	40924	-
2016-13	3.5L	V6 Cyl	Radiator Side; Precat	40923	-
2012-07	2.3L	L4 Cyl	Undercar Rear	41116	-

### RL

2009	3.7L	V6 Cyl	Undercar Rear	40925	-
2009	3.7L	V6 Cyl	Firewall Side	40924	-
2009	3.7L	V6 Cyl	Radiator Side; Precat	40923	-

### RSX

2006-02	2.0L	L4 Cyl	Base, Undercar	40608	-
2004-02	2.0L	L4 Cyl	Type-S, Undercar	40535	82776

### SLX

1999-98	3.5L	V6 Cyl	CA Emissions; Undercar Left	40367	83174
---------	------	--------	-----------------------------	-------	-------

### TL

2014-09	3.5L	V6 Cyl	Undercar Rear	40925	-
2014-09	3.5L	V6 Cyl	Firewall Side	40924	-
2014-09	3.5L	V6 Cyl	Radiator Side; Precat	40923	-
2014-09	3.7L	V6 Cyl	Undercar Rear	40925	-
2014-09	3.7L	V6 Cyl	Firewall Side	40924	-
2014-09	3.7L	V6 Cyl	Radiator Side; Precat	40923	-

Year

Liters

Cyl

Comments

Direct Fit #

Universal #

**ACURA (Con't)**

**TL (Cont'd)**

2008-07	3.5L	V6 Cyl	Firewall Side	40657	-
2008-07	3.5L	V6 Cyl	Radiator Side	40656	-
2008-04	3.2L	V6 Cyl	Base, Undercar Rear	40401	82466
2008-04	3.2L	V6 Cyl	Firewall Side	40657	-
2008-04	3.2L	V6 Cyl	Radiator Side	40656	-
2003-99	3.2L	V6 Cyl	Undercar	-	92624
2003-99	3.2L	V6 Cyl	Undercar Rear	40358	-
1998-96	3.2L	V6 Cyl	Undercar	-	82725
1998-96	3.2L	V6 Cyl	Undercar Rear	40381	-
1998-95	2.5L	L5 Cyl	Undercar Rear	40383	-
1998-95	2.5L	L5 Cyl	Front	40584	-

**TSX**

2014-10	3.5L	V6 Cyl	Undercar Rear	40925	-
2014-10	3.5L	V6 Cyl	Firewall Side	40924	-
2014-10	3.5L	V6 Cyl	Radiator Side; Precat	40923	-
2014-09	2.4L	L4 Cyl	Undercar Rear	41016	-
2011-09	2.4L	L4 Cyl	Front	40870	-
2008-04	2.4L	L4 Cyl	Undercar	-	82775
2008-04	2.4L	L4 Cyl	Undercar Rear	40607	-

**VIGOR**

1994-92	2.5L	L5 Cyl	Automatic, Undercar	-	70247
1994-92	2.5L	L5 Cyl	Automatic, Undercar Rear	40195	-

**ZDX**

2013-10	3.7L	V6 Cyl	Undercar	41138	-
2013-10	3.7L	V6 Cyl	Undercar Rear	40925	72214
2013-10	3.7L	V6 Cyl	Firewall Side	40924	-
2013-10	3.7L	V6 Cyl	Radiator Side; Precat	40923	-

**ALFA ROMEO**

**GTV-6**

1985-81	2.5L	V6 Cyl	Undercar	-	70534
1985-81	2.5L	V6 Cyl	Undercar Front	40024	-

**SPIDER**

1991-82	2.0L	L4 Cyl	Undercar	-	70316
1991-82	2.0L	L4 Cyl	Undercar Front	40193	-

**AMERICAN MOTORS**

**AMX**

1980-78	4.2L	L6 Cyl	Undercar	10010	70317
1979-78	5.0L	V8 Cyl	Undercar	10010	70317

**CONCORD**

1983-80	4.2L	L6 Cyl	Undercar	10010	70317
---------	------	--------	----------	-------	-------

APPLICATIONS



Year

Liters

Cyl

Comments

Direct Fit #

Universal #

## AMERICAN MOTORS (Con't)

### CONCORD (Cont'd)

1982-80	2.5L	L4 Cyl	Undercar	10010	70317
1979-78	2.0L	L4 Cyl	Undercar	10010	70317

### EAGLE

1988-82	4.2L	L6 Cyl	Undercar; w/o Air Tube	10145	70317
1988-82	4.2L	L6 Cyl	Undercar; w Air Tube	10152	70419
1984-81	2.5L	L4 Cyl	Undercar	10010	70317
1981-80	4.2L	L6 Cyl	Undercar	10010	70317

### GREMLIN

1977-75	3.8L	L6 Cyl	Undercar	10010	70317
1977-75	4.2L	L6 Cyl	Undercar	10010	70317

### HORNET

1977-75	4.2L	L6 Cyl	Undercar	10010	70317
1977-75	5.0L	V8 Cyl	Undercar	10010	70317
1975	3.8L	L6 Cyl	Undercar	10010	70317

### MATADOR

1978-75	4.2L	L6 Cyl	Undercar	10010	70317
---------	------	--------	----------	-------	-------

### PACER

1980-75	4.2L	L6 Cyl	Undercar	10010	70317
1979-78	5.0L	V8 Cyl	Undercar	10010	70317
1978-75	3.8L	L6 Cyl	Undercar	10010	70317

### SPIRIT

1983-79	4.2L	L6 Cyl	Undercar	10010	70316
1982-80	2.5L	L4 Cyl	Undercar	10010	70317
1979	3.8L	L6 Cyl	Undercar	10010	70317

## AUDI

### 80

1992-91	2.3L	L5 Cyl	Automatic, Undercar	-	70247
1992-91	2.3L	L5 Cyl	Automatic, Undercar; w/o O2 Ports	40047	-
1992-91	2.3L	L5 Cyl	Standard, Undercar	40171	70247
1990-88	2.0L	L4 Cyl	Automatic, Undercar	-	70247
1990-88	2.0L	L4 Cyl	Automatic, Undercar; w/o O2 Ports	40047	-

### 80 QUATTRO

1992-88	2.3L	L5 Cyl	Standard, Undercar	40171	70247
---------	------	--------	--------------------	-------	-------

### 90

1995-93	2.8L	V6 Cyl	Automatic, Undercar Left	40346	70258
1995-93	2.8L	V6 Cyl	Automatic, Undercar Right	40347	70257
1995-93	2.8L	V6 Cyl	Standard, Undercar Left	40283	70257
1995-93	2.8L	V6 Cyl	Standard, Undercar Right	40282	70257
1991-88	2.3L	L5 Cyl	Automatic, Undercar	-	70247

Year

Liters

Cyl

Comments

Direct Fit #

Universal #

**AUDI (Con't)**

**90 (Cont'd)**

1991-88	2.3L	L5 Cyl	Automatic, Undercar; w/o O2 Ports	40047	-
1991-88	2.3L	L5 Cyl	Undercar	40179	70247
1988	2.0L	L4 Cyl	Automatic, Undercar	-	70247
1988	2.0L	L4 Cyl	Automatic, Undercar; w/o O2 Ports	40047	-
1988	2.0L	L4 Cyl	Undercar	40171	70247

**90 QUATTRO**

1991-88	2.3L	L5 Cyl	Undercar	40171	-
---------	------	--------	----------	-------	---

**100**

1994-92	2.8L	V6 Cyl	Standard, Undercar Left	-	70257
1994-92	2.8L	V6 Cyl	Standard, Undercar Right	-	70257
1993	2.8L	V6 Cyl	Automatic, Undercar Left	40348	70257
1993	2.8L	V6 Cyl	Automatic, Undercar Right	40349	70257
1993	2.8L	V6 Cyl	Undercar Right	40349	70257
1991-89	2.3L	L5 Cyl	Automatic, Undercar	-	70318
1991-89	2.3L	L5 Cyl	Automatic, Undercar	40048	-

**100 QUATTRO**

1993	2.8L	V6 Cyl	Automatic, Undercar Left	40348	70257
1993	2.8L	V6 Cyl	Undercar Right	40349	70257
1991-89	2.3L	L5 Cyl	Undercar	-	70247
1991-89	2.3L	L5 Cyl	Undercar	40259	-

**100 SERIES**

1977-75	1.9L	L4 Cyl	Naturally Aspirated, Undercar	-	70247
1977-75	1.9L	L4 Cyl	Naturally Aspirated, Undercar; w/o O2 Ports	40047	-

**200**

1991-89	2.2L	L5 Cyl	Automatic, Undercar	-	70318
1991-89	2.2L	L5 Cyl	Automatic, Undercar	40048	-
1991-89	2.2L	L5 Cyl	Standard, Undercar	-	70247
1991-89	2.2L	L5 Cyl	Standard, Undercar	40259	-

**4000**

1987-84	1.8L	L4 Cyl	Undercar	-	70247
1987-84	1.8L	L4 Cyl	Undercar; w/o O2 Ports	40047	-
1983-81	1.7L	L4 Cyl	Undercar; w/o O2 Ports	-	70247
1983-81	1.7L	L4 Cyl	Undercar; w/o O2 Ports	40047	-
1983-80	2.2L	L5 Cyl	Undercar; w/o O2 Ports	-	82294

**5000**

1988-87	2.3L	L5 Cyl	Automatic, Undercar	40048	70318
1988-85	2.2L	L5 Cyl	Automatic, Undercar	40048	70318
1988-80	2.2L	L5 Cyl	Standard, Undercar	40203	70316
1988	2.3L	L5 Cyl	Standard, Undercar	40203	70316

APPLICATIONS

Year

Liters

Cyl

Comments

Direct Fit #

Universal #

## AUDI (Con't)

### A3

2008-06	2.0L	L4 Cyl	Undercar	40620	-
---------	------	--------	----------	-------	---

### A3 QUATTRO

2009-06	3.2L	V6 Cyl	Undercar	40797	-
---------	------	--------	----------	-------	---

### A4

2013-10	2.0L	L4 Cyl	Front Precat	41033	-
2009	2.0L	L4 Cyl	Convertible, Pre-cat	40684	-
2009	2.0L	L4 Cyl	Sedan, Front Precat	41033	-
2008-05	2.0L	L4 Cyl	Pre-cat	40684	-
2006-01	1.8L	L4 Cyl	Undercar	40300	-
1999-97	2.8L	V6 Cyl	Undercar Left	40418	83164
1999-97	2.8L	V6 Cyl	Undercar Right	40419	82725
1996	2.8L	V6 Cyl	Undercar Left	40418	-
1996	2.8L	V6 Cyl	Undercar Right	40419	-

### A4 QUATTRO

2012-10	2.0L	L4 Cyl	Front Precat	41033	-
2009	2.0L	L4 Cyl	Convertible, Pre-cat	40684	-
2009	2.0L	L4 Cyl	Sedan, Front Precat	41033	-
2009	2.0L	L4 Cyl	Wagon, Front Precat	41033	-
2008-05	2.0L	L4 Cyl	Pre-cat	40684	-
2005-02	3.0L	V6 Cyl	Standard, Undercar Left	40643	82204
2005-02	3.0L	V6 Cyl	Standard, Undercar Right	40644	82204
2005-01	1.8L	L4 Cyl	Undercar	40300	-
2004-02	3.0L	V6 Cyl	Automatic, Undercar Left	40757	-
2004-02	3.0L	V6 Cyl	Avant, Automatic, Undercar Right	40758	-
2004-02	3.0L	V6 Cyl	Base, Automatic, Undercar Right	40758	-
2004	3.0L	V6 Cyl	Cabriolet, Automatic, Undercar Right	40758	-
2001-00	2.8L	V6 Cyl	Automatic, Undercar Left	40843	70316
2001-00	2.8L	V6 Cyl	Automatic, Undercar Rear	-	70316
2001-00	2.8L	V6 Cyl	Automatic, Undercar Right	40844	-
2001	2.8L	V6 Cyl	Standard, Undercar Left	41073	-
2001	2.8L	V6 Cyl	Standard, Undercar Right	41072	-
1999-96	2.8L	V6 Cyl	Undercar Left	40418	-
1999-96	2.8L	V6 Cyl	Undercar Right	40419	-

### A5

2011-10	2.0L	L4 Cyl	Front Precat	41033	-
---------	------	--------	--------------	-------	---

### A5 QUATTRO

2011-10	2.0L	L4 Cyl	Front Precat	41033	-
---------	------	--------	--------------	-------	---

### A6

2004-02	3.0L	V6 Cyl	Undercar Left	40689	-
2004-02	3.0L	V6 Cyl	Undercar Right	40690	-
2001-00	2.8L	V6 Cyl	Automatic, Undercar Left	40463	-

Year

Liters

Cyl

Comments

Direct Fit #

Universal #

**AUDI (Con't)**

**A6 (Cont'd)**

2001-00	2.8L	V6 Cyl	Automatic, Undercar Right	40464	-
1999-98	2.8L	V6 Cyl	Undercar Left	40741	92564
1999-98	2.8L	V6 Cyl	Undercar Right	40742	92564

**A6 QUATTRO**

2008-05	3.2L	V6 Cyl	Undercar Left	41013	-
2008-05	3.2L	V6 Cyl	Undercar Right	41014	-
2004-03	2.7L	V6 Cyl	Automatic, Undercar Left	40939	-
2004-03	2.7L	V6 Cyl	Automatic, Undercar Right	40940	-
2004-02	3.0L	V6 Cyl	Avant, Automatic, Undercar Left	40689	-
2004-02	3.0L	V6 Cyl	Avant, Automatic, Undercar Right	40690	-
2004-02	3.0L	V6 Cyl	Base, Automatic, Undercar Left	40689	-
2004-02	3.0L	V6 Cyl	Base, Automatic, Undercar Right	40690	-
2004-01	4.2L	V8 Cyl	Undercar Left	40728	70318
2004-01	4.2L	V8 Cyl	Undercar Right	40729	70318
2004-00	2.7L	V6 Cyl	Standard, Undercar Left	40864	-
2004-00	2.7L	V6 Cyl	Standard, Undercar Rear	-	70316
2004-00	2.7L	V6 Cyl	Standard, Undercar Right	40865	-
2002-00	2.7L	V6 Cyl	Automatic, Undercar Left	40456	-
2002-00	2.7L	V6 Cyl	Automatic, Undercar Right	40457	-
2001-00	2.8L	V6 Cyl	Automatic, Undercar Left	40463	-
2001-00	2.8L	V6 Cyl	Automatic, Undercar Right	40464	-
2000	4.2L	V8 Cyl	Undercar Left	40675	93165
2000	4.2L	V8 Cyl	Undercar Right	40676	93165
1999-98	2.8L	V6 Cyl	Undercar Left	40741	92564
1999-98	2.8L	V6 Cyl	Undercar Right	40742	92564

**ALLROAD QUATTRO**

2005-03	2.7L	V6 Cyl	Automatic, Undercar Left	40939	-
2005-03	2.7L	V6 Cyl	Automatic, Undercar Right	40940	-
2005-03	2.7L	V6 Cyl	Undercar Rear	-	70316
2005-03	4.2L	V8 Cyl	Automatic, Undercar Left	40961	-
2005-03	4.2L	V8 Cyl	Automatic, Undercar Right	40962	-
2005-03	4.2L	V8 Cyl	Undercar Rear	-	70316
2005-01	2.7L	V6 Cyl	Standard, Undercar Left	40864	-
2005-01	2.7L	V6 Cyl	Standard, Undercar Right	40865	-
2002-01	2.7L	V6 Cyl	Automatic, Undercar Front	-	82204
2002-01	2.7L	V6 Cyl	Automatic, Undercar Left	40456	-
2002-01	2.7L	V6 Cyl	Automatic, Undercar Right	40457	-
2002-01	2.7L	V6 Cyl	Undercar Rear	-	70316 83164

**Q5**

2014-11	2.0L	L4 Cyl	Front Precat	41033	-
---------	------	--------	--------------	-------	---

APPLICATIONS

Year

Liters

Cyl

Comments

Direct Fit #

Universal #

APPLICATIONS

## AUDI (Con't)

### Q7

2009-07	3.6L	V6 Cyl	From Vin 4L7076621; Rear	41121	-
2009-07	3.6L	V6 Cyl	Undercar Left; From Vin 4L7076621	41109	-
2009-07	3.6L	V6 Cyl	Undercar Right; From Vin 4L7076621	41110	-
2007	3.6L	V6 Cyl	Undercar Left; To VIN # 4L7076620	40860	-
2007	3.6L	V6 Cyl	Undercar Right; To VIN # 4L7076620	40861	-

### S4

2009-04	4.2L	V8 Cyl	Standard, Undercar Left	40911	-
2009-04	4.2L	V8 Cyl	Standard, Undercar Right	40912	-

### S6

2003-02	4.2L	V8 Cyl	Avant, Undercar Left	40675	93165
2003-02	4.2L	V8 Cyl	Avant, Undercar Right	40676	93165

### TT

2006-00	1.8L	L4 Cyl	Undercar	40316	82724
---------	------	--------	----------	-------	-------

### TT QUATTRO

2006-04	3.2L	V6 Cyl	Undercar; Y-Pipe	40662	-
2006-01	1.8L	L4 Cyl	225, Undercar	40971	-
2006-00	1.8L	L4 Cyl	Undercar	-	82724
2002-00	1.8L	L4 Cyl	180, Undercar; Y-Pipe	40335	-

## BMW

### 318I

1995-92	1.8L	L4 Cyl	Undercar	40278	71317
1985-84	1.8L	L4 Cyl	Undercar	-	70316

### 318IS

1994-92	1.8L	L4 Cyl	Undercar	40278	71317
---------	------	--------	----------	-------	-------

### 318TI

1999-96	1.9L	L4 Cyl	Undercar	40278	83174
1995	1.8L	L4 Cyl	Undercar	40278	71317

### 320I

1983-80	1.8L	L4 Cyl	Undercar; From 9/79	40065	71316
---------	------	--------	---------------------	-------	-------

### 323CI

2000	2.5L	L6 Cyl	Front	40824	-
2000	2.5L	L6 Cyl	Rear	40825	-

### 323I

2000	2.5L	L6 Cyl	Front	40824	-
2000	2.5L	L6 Cyl	Rear	40825	-
1999	2.5L	L6 Cyl	E36 Mfg. Body, Undercar; Single Outlet	40424	-
1999	2.5L	L6 Cyl	E46 Mfg. Body, Front	40824	-
1999	2.5L	L6 Cyl	E46 Mfg. Body, Rear	40825	-
1998	2.5L	L6 Cyl	Undercar; Single Outlet	40424	-

Year

Liters

Cyl

Comments

Direct Fit #

Universal #

**BMW (Con't)**

**325CI**

2006-01	2.5L	L6 Cyl	Front	40815	-
2006-01	2.5L	L6 Cyl	Rear	40816	-

**325E**

1987-84	2.7L	L6 Cyl	Undercar	40083	70316
---------	------	--------	----------	-------	-------

**325ES**

1987-86	2.7L	L6 Cyl	Undercar	40083	70316
---------	------	--------	----------	-------	-------

**325I**

2006	3.0L	L6 Cyl	Rear Left	40649	-
2006	3.0L	L6 Cyl	Rear Right	40650	-
2005-01	2.5L	L6 Cyl	Front	40815	-
2005-01	2.5L	L6 Cyl	Rear	40816	-

**325XI**

2006	3.0L	L6 Cyl	Rear Left	40649	-
2006	3.0L	L6 Cyl	Rear Right	40650	-
2005-01	2.5L	L6 Cyl	Front	40815	-
2005-01	2.5L	L6 Cyl	Rear	40816	-

**328CI**

2000	2.8L	L6 Cyl	Front	40824	-
2000	2.8L	L6 Cyl	Rear	40825	-

**328I**

2012-07	3.0L	L6 Cyl	ULEV Emissions; Rear Left	40649	-
2012-07	3.0L	L6 Cyl	ULEV Emissions; Rear Right	40650	-
2000-99	2.8L	L6 Cyl	Front	40824	-
2000-99	2.8L	L6 Cyl	Rear	40825	-
1998-96	2.8L	L6 Cyl	Undercar	40532	-
1998-96	2.8L	L6 Cyl	Undercar Front	-	85285

**328IS**

1998-96	2.8L	L6 Cyl	Undercar	40532	-
1998-96	2.8L	L6 Cyl	Undercar Front	-	82724

**328XI**

2008-07	3.0L	L6 Cyl	ULEV Emissions; Rear Left	40649	-
2008-07	3.0L	L6 Cyl	ULEV Emissions; Rear Right	40650	-

**330CI**

2006-01	3.0L	L6 Cyl	Front	40815	-
2006-01	3.0L	L6 Cyl	Rear	40816	-
2006	3.0L	L6 Cyl	Rear Left	40649	-
2006	3.0L	L6 Cyl	Rear Right	40650	-

**330I**

2005-01	3.0L	L6 Cyl	Front	40815	-
---------	------	--------	-------	-------	---

APPLICATIONS

Year

Liters

Cyl

Comments

Direct Fit #

Universal #

## BMW (Con't)

### 330I (Cont'd)

2005-01	3.0L	L6 Cyl	Rear	40816	-
---------	------	--------	------	-------	---

### 330XI

2006	3.0L	L6 Cyl	Rear Left	40649	-
2006	3.0L	L6 Cyl	Rear Right	40650	-

### 525I

2007-06	3.0L	L6 Cyl	Rear Left	41086	-
2007-06	3.0L	L6 Cyl	Rear Right	41088	-
2007-06	3.0L	L6 Cyl	Front	40833	-
2007-06	3.0L	L6 Cyl	Rear	40834	-
2005-04	2.5L	L6 Cyl	Front	41007	-
2005-04	2.5L	L6 Cyl	Rear	41008	-
2003-01	2.5L	L6 Cyl	Front	40724	-
2003-01	2.5L	L6 Cyl	Rear	40725	-
1993-89	2.5L	L6 Cyl	Undercar	40201	70534

### 525XI

2007-06	3.0L	L6 Cyl	Rear Left	41086	-
2007-06	3.0L	L6 Cyl	Rear Right	41088	-
2007-06	3.0L	L6 Cyl	Front	40833	-
2007-06	3.0L	L6 Cyl	Rear	40834	-

### 528E

1988-87	2.7L	L6 Cyl	Undercar; From 3/87	40277	70533
1987-82	2.7L	L6 Cyl	Undercar; To 3/87	40090	70316

### 528I

2000-99	2.8L	L6 Cyl	Front	40824	-
2000-99	2.8L	L6 Cyl	Rear	40825	-
1981-79	2.8L	L6 Cyl	Undercar	40026	70534

### 530I

2007-06	3.0L	L6 Cyl	Rear Left	41086	-
2007-06	3.0L	L6 Cyl	Rear Right	41088	-
2007-06	3.0L	L6 Cyl	Front	40833	-
2007-06	3.0L	L6 Cyl	Rear	40834	-
2005-04	3.0L	L6 Cyl	Front	41007	-
2005-04	3.0L	L6 Cyl	Rear	41008	-
2003-01	3.0L	L6 Cyl	Front	40724	-
2003-01	3.0L	L6 Cyl	Rear	40725	-
1995-94	3.0L	V8 Cyl	Undercar Left	40520	71317
1995-94	3.0L	V8 Cyl	Undercar Right	40521	71317

### 530XI

2007-06	3.0L	L6 Cyl	Rear Left	41086	-
2007-06	3.0L	L6 Cyl	Rear Right	41088	-

Year

Liters

Cyl

Comments

Direct Fit #

Universal #

**BMW (Con't)**

**530XI (Cont'd)**

2007-06	3.0L	L6 Cyl	Front	40833	-
2007-06	3.0L	L6 Cyl	Rear	40834	-

**533I**

1984-83	3.2L	L6 Cyl	Undercar	40064	70534
---------	------	--------	----------	-------	-------

**535I**

1993-88	3.5L	L6 Cyl	Undercar; From 5/88	40200	70534
1988	3.5L	L6 Cyl	Undercar; To 5/88	40062	-
1987-85	3.5L	L6 Cyl	Undercar	40062	-

**535IS**

1988	3.5L	L6 Cyl	Undercar; From 5/88	40200	70534
1988	3.5L	L6 Cyl	Undercar; To 5/88	40062	-

**540I**

2003-99	4.4L	V8 Cyl	Rear Left	40687	-
2003-99	4.4L	V8 Cyl	Rear Right	40688	-
1998-97	4.4L	V8 Cyl	Undercar Left	40320	92775
1998-97	4.4L	V8 Cyl	Undercar Right	40321	92775
1995-94	4.0L	V8 Cyl	Undercar Left	40484	70814
1995-94	4.0L	V8 Cyl	Undercar Right	40485	70814

**550I**

2011	4.4L	V8 Cyl	Front Left	40996	-
2011	4.4L	V8 Cyl	Front Right	40997	-

**550I GT**

2011-10	4.4L	V8 Cyl	Front Left	40996	-
2011-10	4.4L	V8 Cyl	Front Right	40997	-

**550I GT XDRIVE**

2011-10	4.4L	V8 Cyl	Front Left	40996	-
2011-10	4.4L	V8 Cyl	Front Right	40997	-

**550I XDRIVE**

2011	4.4L	V8 Cyl	Front Left	40996	-
2011	4.4L	V8 Cyl	Front Right	40997	-

**633CSI**

1984-82	3.2L	L6 Cyl	Undercar; From 9/81 to 8/84	40064	70534
---------	------	--------	-----------------------------	-------	-------

**635CSI**

1987-85	3.5L	L6 Cyl	Undercar	40062	-
---------	------	--------	----------	-------	---

**650I**

2012	4.4L	V8 Cyl	Front Left	40996	-
2012	4.4L	V8 Cyl	Front Right	40997	-

**650I XDRIVE**

2012	4.4L	V8 Cyl	Front Left	40996	-
------	------	--------	------------	-------	---

APPLICATIONS



Year

Liters

Cyl

Comments

Direct Fit #

Universal #

## BMW (Con't)

### 650I XDRIVE (Cont'd)

2012	4.4L	V8 Cyl	Front Right	40997	-
------	------	--------	-------------	-------	---

### 733I

1984-82	3.2L	L6 Cyl	Undercar	40178	-
---------	------	--------	----------	-------	---

### 735I

1992-87	3.5L	L6 Cyl	Undercar	40200	70534
---------	------	--------	----------	-------	-------

1986-85	3.5L	L6 Cyl	Undercar	-	70534
---------	------	--------	----------	---	-------

### 735IL

1992-88	3.5L	L6 Cyl	Undercar	40200	70534
---------	------	--------	----------	-------	-------

### 740I

2001-99	4.4L	V8 Cyl	Rear Left	40687	-
---------	------	--------	-----------	-------	---

2001-99	4.4L	V8 Cyl	Rear Right	40688	-
---------	------	--------	------------	-------	---

1998	4.4L	V8 Cyl	Undercar Left	-	92775
------	------	--------	---------------	---	-------

1998	4.4L	V8 Cyl	Undercar Left; To 9/98	40320	-
------	------	--------	------------------------	-------	---

1998	4.4L	V8 Cyl	Undercar Right	-	92775
------	------	--------	----------------	---	-------

1998	4.4L	V8 Cyl	Undercar Right; To 9/98	40321	-
------	------	--------	-------------------------	-------	---

1997	4.4L	V8 Cyl	Undercar Left	40320	92775
------	------	--------	---------------	-------	-------

1997	4.4L	V8 Cyl	Undercar Right	40321	92775
------	------	--------	----------------	-------	-------

1994-93	4.0L	V8 Cyl	Undercar Left	40484	70814
---------	------	--------	---------------	-------	-------

1994-93	4.0L	V8 Cyl	Undercar Right	40485	70814
---------	------	--------	----------------	-------	-------

### 740IL

2001-99	4.4L	V8 Cyl	Rear Left	40687	-
---------	------	--------	-----------	-------	---

2001-99	4.4L	V8 Cyl	Rear Right	40688	-
---------	------	--------	------------	-------	---

1998	4.4L	V8 Cyl	Undercar Left	-	92775
------	------	--------	---------------	---	-------

1998	4.4L	V8 Cyl	Undercar Left; To 9/98	40320	-
------	------	--------	------------------------	-------	---

1998	4.4L	V8 Cyl	Undercar Right	-	92775
------	------	--------	----------------	---	-------

1998	4.4L	V8 Cyl	Undercar Right; To 9/98	40321	-
------	------	--------	-------------------------	-------	---

1997-96	4.4L	V8 Cyl	Undercar Left	40320	92775
---------	------	--------	---------------	-------	-------

1997-96	4.4L	V8 Cyl	Undercar Right	40321	92775
---------	------	--------	----------------	-------	-------

1994-93	4.0L	V8 Cyl	Undercar Left	40484	70814
---------	------	--------	---------------	-------	-------

1994-93	4.0L	V8 Cyl	Undercar Right	40485	70814
---------	------	--------	----------------	-------	-------

### 750I

2011-09	4.4L	V8 Cyl	Front Left	40996	-
---------	------	--------	------------	-------	---

2011-09	4.4L	V8 Cyl	Front Right	40997	-
---------	------	--------	-------------	-------	---

### 750IL

1994-88	5.0L	V12 Cyl	Front Left	40176	70955
---------	------	---------	------------	-------	-------

1994-88	5.0L	V12 Cyl	Front Right	40177	70318
---------	------	---------	-------------	-------	-------

### 750I XDRIVE

2011-10	4.4L	V8 Cyl	Front Left	40996	-
---------	------	--------	------------	-------	---

2011-10	4.4L	V8 Cyl	Front Right	40997	-
---------	------	--------	-------------	-------	---

APPLICATIONS

Year

Liters

Cyl

Comments

Direct Fit #

Universal #

**BMW (Con't)**

**750LI**

2011-10	4.4L	V8 Cyl	Front Left	40996	-
2011-10	4.4L	V8 Cyl	Front Right	40997	-

**750LI XDRIVE**

2011-10	4.4L	V8 Cyl	Front Left	40996	-
2011-10	4.4L	V8 Cyl	Front Right	40997	-

**840CI**

1995-94	4.0L	V8 Cyl	Undercar Left	40717	82776
1995-94	4.0L	V8 Cyl	Undercar Right	40718	82776

**M3**

1999-96	3.2L	L6 Cyl	Undercar	40532	-
1999-96	3.2L	L6 Cyl	Undercar Front	-	82564
1999-96	3.2L	L6 Cyl	Undercar Rear	-	85334

**M5**

1988	3.5L	L6 Cyl	Undercar	40180	71316
------	------	--------	----------	-------	-------

**M6**

1988-87	3.5L	L6 Cyl	Undercar	40180	71316
---------	------	--------	----------	-------	-------

**X3**

2006-04	2.5L	L6 Cyl	Front	40815	-
2006-04	2.5L	L6 Cyl	Rear	40816	-
2006-04	3.0L	L6 Cyl	Front	40815	-
2006-04	3.0L	L6 Cyl	Rear	40816	-

**X5**

2011-10	4.4L	V8 Cyl	Front Left	40996	-
2011-10	4.4L	V8 Cyl	Front Right	40997	-
2006-01	3.0L	L6 Cyl	Front	40724	-
2006-01	3.0L	L6 Cyl	Rear	40725	-
2003-02	4.4L	V8 Cyl	Undercar Left	40557	82724
2003-02	4.4L	V8 Cyl	Undercar Right	40556	82724
2003-02	4.6L	V8 Cyl	Undercar Left	40557	82724
2003-02	4.6L	V8 Cyl	Undercar Right	40556	82724

**X6**

2011-08	4.4L	V8 Cyl	Front Left	40996	-
2011-08	4.4L	V8 Cyl	Front Right	40997	-

**Z3**

2002-01	2.5L	L6 Cyl	Front	40815	-
2002-01	2.5L	L6 Cyl	Rear	40816	-
2002-01	3.0L	L6 Cyl	Front	40815	-
2002-01	3.0L	L6 Cyl	Rear	40816	-
2000-99	2.5L	L6 Cyl	Front	40824	-
2000-99	2.5L	L6 Cyl	Rear	40825	-

APPLICATIONS

Year

Liters

Cyl

Comments

Direct Fit #

Universal #

## BMW (Con't)

### Z3 (Cont'd)

2000-99	2.8L	L6 Cyl	Front	40824	-
2000-99	2.8L	L6 Cyl	Rear	40825	-
1998-96	1.9L	L4 Cyl	Undercar	40466	70913

### Z4

2005-03	2.5L	L6 Cyl	Front	40815	-
2005-03	2.5L	L6 Cyl	Rear	40816	-
2005-03	3.0L	L6 Cyl	Front	40815	-
2005-03	3.0L	L6 Cyl	Rear	40816	-

## BUICK

### ALLURE

2010	3.0L	V6 Cyl	Firewall Side	50496	-
2010	3.0L	V6 Cyl	FWD, Undercar	50497	70259
2010	3.0L	V6 Cyl	Radiator Side	50495	-
2007-05	3.8L	V6 Cyl	Undercar	50358	-

### CENTURY

2005-97	3.1L	V6 Cyl	Undercar	50322	99175
1996-94	3.1L	V6 Cyl	Undercar; w/o O2 Ports	50258	99174
1996-93	2.2L	L4 Cyl	Undercar	50255	83164
1993-89	3.3L	V6 Cyl	Undercar	50246	70317
1992-86	2.5L	L4 Cyl	Undercar	50152 50270	70419
1988-86	2.8L	V6 Cyl	Undercar	50245	70316
1985-82	2.5L	L4 Cyl	Undercar	50105	70421
1985-82	3.0L	V6 Cyl	Undercar	50105	70421
1980	4.9L	V8 Cyl	Undercar	50017	70423
1980	5.0L	V8 Cyl	Undercar	50017	70423
1979-78	5.0L	V8 Cyl	4BBL, CARB, Undercar	50005	70318
1979-78	5.7L	V8 Cyl	Undercar	50005	70318

### COMMERCIAL CHASSIS

1996-94	5.7L	V8 Cyl	Undercar Left	50217	83165
1996-94	5.7L	V8 Cyl	Undercar Right	50216	83165

### ELECTRA

1988	3.8L	V6 Cyl	Undercar	50187	70317
1987-86	3.8L	V6 Cyl	Undercar	50186	70317
1987-84	5.0L	V8 Cyl	Undercar	-	70421
1987-84	5.0L	V8 Cyl	Undercar; 2 1/2" Ball Flare	50178	-
1987-84	5.0L	V8 Cyl	Undercar; 2 1/4" Ball Flare	50108	-
1985	3.8L	V6 Cyl	Undercar	50105	70421
1983-81	4.1L	V6 Cyl	Undercar; Curved Converter; w Air Tube	50016	-
1983-81	4.1L	V6 Cyl	Undercar; w Air Tube	-	70421
1983-81	5.0L	V8 Cyl	Undercar; Curved Converter; w Air Tube	50016	-

APPLICATIONS

Year

Liters

Cyl

Comments

Direct Fit #

Universal #

**BUICK (Con't)**

**ELECTRA (Cont'd)**

1983-81	5.0L	V8 Cyl	Undercar; w Air Tube	-	70421
1980-77	5.7L	V8 Cyl	Undercar	-	70318
1980-77	5.7L	V8 Cyl	Undercar; Straight Converter	50005	-
1980	4.9L	V8 Cyl	Undercar	-	70318
1980	4.9L	V8 Cyl	Undercar; Straight Converter	50005	-
1979-77	6.6L	V8 Cyl	Undercar	50005	70318

**ENCLAVE**

2015-12	3.6L	V6 Cyl	Undercar Rear	50477	-
2015-08	3.6L	V6 Cyl	Firewall Side	50457	-
2015-08	3.6L	V6 Cyl	Radiator Side; Precat	50456	-
2011-09	3.6L	V6 Cyl	Undercar Rear	50477	70259

**ESTATE WAGON**

1983-81	5.0L	V8 Cyl	Undercar; Curved Converter; w Air Tube	50016	-
1983-81	5.0L	V8 Cyl	Undercar; w Air Tube	-	70421
1980-77	5.7L	V8 Cyl	Undercar	-	70318
1980-77	5.7L	V8 Cyl	Undercar; Straight Converter	50005	-
1980	4.9L	V8 Cyl	Undercar	-	70318
1980	4.9L	V8 Cyl	Undercar; Straight Converter	50005	-
1979-77	6.6L	V8 Cyl	Undercar	50005	70318

**LACROSSE**

2013-12	3.6L	V6 Cyl	Firewall Side	50496	-
2013-12	3.6L	V6 Cyl	Radiator Side	50495	-
2013	3.6L	V6 Cyl	FWD, Undercar	50497	-
2012	3.6L	V6 Cyl	FWD, Undercar; exc. PZEV Emissions	50497	-
2011	3.6L	V6 Cyl	FWD, Undercar	50497	-
2010	3.0L	V6 Cyl	Firewall Side	50496	-
2010	3.0L	V6 Cyl	FWD, Undercar	50497	70259
2010	3.0L	V6 Cyl	Radiator Side	50495	-
2009-08	5.3L	V8 Cyl	Undercar	50531	-
2009-05	3.8L	V6 Cyl	Undercar	50358	-
2008-05	3.6L	V6 Cyl	Undercar	50558	-

**LESABRE**

2005-01	3.8L	V6 Cyl	Undercar	50391	99175
2005-00	3.8L	V6 Cyl	Undercar; Single Outlet	50316	99176
2000-97	3.8L	V6 Cyl	Undercar	-	99175
2000-97	3.8L	V6 Cyl	Undercar; 4 Bolt Flange	50290	-
1996	3.8L	V6 Cyl	Undercar	50329	99176
1995-92	3.8L	V6 Cyl	Undercar	50300	99176
1991-88	3.8L	V6 Cyl	Undercar	50187	70317
1990-88	5.0L	V8 Cyl	Undercar	50108	70421
1987-86	3.8L	V6 Cyl	Undercar	50186	70317

APPLICATIONS

Year

Liters

Cyl

Comments

Direct Fit #

Universal #

## BUICK (Con't)

### LESABRE (Cont'd)

1986-84	5.0L	V8 Cyl	Undercar	50108	70421
1986	3.0L	V6 Cyl	Undercar	50203	70317
1985-84	3.8L	V6 Cyl	Undercar	50109	70421
1983-81	3.8L	V6 Cyl	Undercar	-	70421
1983-81	3.8L	V6 Cyl	Undercar; Curved Converter	50016	-
1983-81	4.1L	V6 Cyl	Undercar; Curved Converter; w Air Tube	50016	-
1983-81	4.1L	V6 Cyl	Undercar; w Air Tube	-	70421
1983-81	5.0L	V8 Cyl	Undercar; Curved Converter; w Air Tube	50016	-
1983-81	5.0L	V8 Cyl	Undercar; w Air Tube	-	70421
1983	3.8L	V6 Cyl	Naturally Aspirated, Undercar	-	70421
1983	3.8L	V6 Cyl	Naturally Aspirated, Undercar; Straight Converter	50109	-
1980-77	3.8L	V6 Cyl	A VIN, Undercar	50005	70318
1980-77	4.9L	V8 Cyl	Undercar	50005	70318
1980-77	5.7L	V8 Cyl	Undercar	50005	70318
1978-77	6.6L	V8 Cyl	Undercar	50005	70318
1978	5.0L	V8 Cyl	Undercar	50005	70318

### LUCERNE

2011-09	3.9L	V6 Cyl	Undercar Front	50515	-
2011-09	3.9L	V6 Cyl	Undercar Rear	50548	-
2011-06	4.6L	V8 Cyl	Undercar	50410	-
2008-06	3.8L	V6 Cyl	Undercar	50506	99214

### PARK AVENUE

2004-97	3.8L	V6 Cyl	Naturally Aspirated, Undercar	50290	99175
2003-00	3.8L	V6 Cyl	Undercar	50433	99177
1999-97	3.8L	V6 Cyl	Supercharged, Undercar	50349	99177
1996-95	3.8L	V6 Cyl	Undercar	50329	93166
1994-92	3.8L	V6 Cyl	Naturally Aspirated, Undercar	50300	99176
1991	3.8L	V6 Cyl	Undercar	50187	70317

### RAINIER

2007-06	4.2L	L6 Cyl	113.0 WB, Undercar	50483	99776
2007-06	5.3L	V8 Cyl	113.0 WB, Undercar	-	93166
2007-06	5.3L	V8 Cyl	113.0 WB, Undercar	50469	-
2005-04	4.2L	L6 Cyl	113.0 WB, Undercar	50365	83166
2005	5.3L	V8 Cyl	113.0 WB, Undercar	50418	83166
2004	5.3L	V8 Cyl	Undercar	50414	-

### REATA

1991	3.8L	V6 Cyl	Undercar	50193	70318
1990-88	3.8L	V6 Cyl	Undercar	50223	70317

### REGAL

2011	2.0L	L4 Cyl	Undercar Rear	50526	70318
2004-00	3.8L	V6 Cyl	Naturally Aspirated, Undercar	50321	-

Year

Liters

Cyl

Comments

Direct Fit #

Universal #

**BUICK (Con't)**

**REGAL (Cont'd)**

2004-00	3.8L	V6 Cyl	Undercar	-	99176
2003-00	3.8L	V6 Cyl	Supercharged, Undercar	50433	99177
1999-97	3.8L	V6 Cyl	Undercar	50321	99176
1996-94	3.1L	V6 Cyl	Undercar	50281	82664
1996	3.8L	V6 Cyl	Undercar	50291	-
1996	3.8L	V6 Cyl	Undercar Front	-	83175
1996	3.8L	V6 Cyl	Undercar Rear	-	83805
1993-90	3.8L	V6 Cyl	Undercar	50220	70318
1993-89	3.1L	V6 Cyl	Undercar	50153	70316
1989-88	2.8L	V6 Cyl	Undercar	50153	70316
1987-86	5.0L	V8 Cyl	Undercar	50109	70421
1987-84	3.8L	V6 Cyl	Turbocharged, Grand National, Undercar	50198	70318
1987-82	3.8L	V6 Cyl	Undercar	-	70421
1987-82	3.8L	V6 Cyl	Undercar; Straight Converter	50109	-
1982-81	3.8L	V6 Cyl	Undercar; Curved Converter; w/o Air Tube	50019	-
1982-81	3.8L	V6 Cyl	Undercar; w/o Air Tube	-	70317
1982	3.8L	V6 Cyl	Undercar; Curved Converter; w Air Tube	50016	-
1982	3.8L	V6 Cyl	Undercar; w Air Tube	-	70421
1981	3.8L	V6 Cyl	Turbocharged, Undercar	50109	70421

**RENDEZVOUS**

2005-02	3.4L	V6 Cyl	AWD, Undercar	50353	99775
2005-02	3.4L	V6 Cyl	FWD, Undercar	50357	-

**RIVIERA**

1999-97	3.8L	V6 Cyl	Supercharged, Undercar	50349	99177
1997	3.8L	V6 Cyl	Naturally Aspirated, Undercar	50290	99175
1996-95	3.8L	V6 Cyl	Naturally Aspirated, Undercar	50300	93166
1993-91	3.8L	V6 Cyl	Undercar	50201	70317
1987-86	3.8L	V6 Cyl	Undercar	50204	70317
1985	3.8L	V6 Cyl	Undercar	50109	70421
1983-81	3.8L	V6 Cyl	Turbocharged, Undercar	50109	70421

**ROADMASTER**

1996-94	5.7L	V8 Cyl	Undercar Left	50217	83165
1996-94	5.7L	V8 Cyl	Undercar Right	50216	83165

**SKYHAWK**

1988-87	2.0L	L4 Cyl	Naturally Aspirated, Undercar	50174	70316
1987	2.0L	L4 Cyl	Turbocharged, Undercar	50002	70316
1986-84	1.8L	L4 Cyl	Turbocharged, Undercar	50155	70421
1986-83	2.0L	L4 Cyl	Naturally Aspirated, Undercar	50101	70427
1986-82	1.8L	L4 Cyl	Naturally Aspirated, Undercar	50101	70427
1980	3.8L	V6 Cyl	A VIN, Undercar; w/o Air Tube	50012	70317

APPLICATIONS

Year

Liters

Cyl

Comments

Direct Fit #

Universal #

APPLICATIONS

## BUICK (Con't)

### SKYLARK

1998-97	3.1L	V6 Cyl	Undercar	50283	82724
1998-96	2.4L	L4 Cyl	Undercar	50280	82724
1996	3.1L	V6 Cyl	Undercar	50285	82724
1995-94	3.1L	V6 Cyl	Undercar	50251	82724
1993-90	3.3L	V6 Cyl	Undercar	-	70318
1993-90	3.3L	V6 Cyl	Undercar; 2nd Design	50176	-
1993-90	3.3L	V6 Cyl	Undercar Front	-	70318
1993-90	3.3L	V6 Cyl	Undercar Front; w Front Pipe; 1st Design	50191	-
1992	2.3L	L4 Cyl	Undercar	50174	70316
1991-90	2.5L	L4 Cyl	Undercar	50176	70318
1991-90	2.5L	L4 Cyl	Undercar; w/o Air Tube	50176	70318
1991-88	2.3L	L4 Cyl	Undercar; 2 1/4" OD Outlet	50223	70317
1990-88	2.3L	L4 Cyl	Undercar; w/o Air Tube	50189	70317
1989-86	2.5L	L4 Cyl	Undercar	50222	70317
1989	3.3L	V6 Cyl	Undercar	50002	70316
1988-86	3.0L	V6 Cyl	Undercar	50002	70316
1985-82	2.8L	V6 Cyl	Undercar	50105	70421
1984-82	2.5L	L4 Cyl	Undercar	50105	70421
1981	2.5L	L4 Cyl	Undercar	-	70427
1981	2.5L	L4 Cyl	Undercar Rear	50101	-
1981	2.8L	V6 Cyl	Undercar	50101	70427
1980	2.5L	L4 Cyl	Undercar	50002	70316
1980	2.8L	V6 Cyl	Undercar	50002	70316

### SOMERSET

1987-86	2.5L	L4 Cyl	Undercar; w/o Air Tube	50223	70317
1987-86	3.0L	V6 Cyl	Undercar	50002	70316

### SOMERSET REGAL

1985	2.5L	L4 Cyl	Undercar; w/o Air Tube	50223	70317
1985	3.0L	V6 Cyl	Undercar	50002	70316

### TERRAZA

2007	3.9L	V6 Cyl	Undercar	50523	-
2006-05	3.5L	V6 Cyl	FWD, Undercar	50437	-

## CADILLAC

### ALLANTE

1992-89	4.5L	V8 Cyl	Undercar	50219	70637
1988-87	4.1L	V8 Cyl	Undercar	50177	70423

### BROUGHAM

1992-87	5.0L	V8 Cyl	Undercar	50178	70421
1990	5.7L	V8 Cyl	Undercar	50110	70421

Year

Liters

Cyl

Comments

Direct Fit #

Universal #

**CADILLAC (Con't)**

**CATERA**

1998-97	3.0L	V6 Cyl	Undercar Left	50351	83175
1998-97	3.0L	V6 Cyl	Undercar Right	50352	83175

**CIMARRON**

1988-87	2.8L	V6 Cyl	Undercar	50202	70423
1986-85	2.8L	V6 Cyl	Undercar	50101	70427
1986-83	2.0L	L4 Cyl	Undercar	50101	70427
1982	1.8L	L4 Cyl	Undercar	50101	70427

**COMMERCIAL CHASSIS**

1996-94	5.7L	V8 Cyl	Undercar Right	50216	83165
1995-94	5.7L	V8 Cyl	Undercar Left	50217	83165
1993	5.7L	V8 Cyl	Undercar	50178	70421
1991	4.9L	V8 Cyl	Undercar	50202	70423
1990-89	4.5L	V8 Cyl	Undercar	50193	70318
1985	4.1L	V8 Cyl	Undercar	50108	70421

**CTS**

2011-10	3.0L	V6 Cyl	Front Left	50554	-
2011-10	3.0L	V6 Cyl	Front Right	50555	-
2011-08	3.6L	V6 Cyl	Undercar Left	50471	-
2011-08	3.6L	V6 Cyl	Undercar Right	50472	-
2007-05	2.8L	V6 Cyl	Undercar Left	50429	-
2007-05	2.8L	V6 Cyl	Undercar Right	50430	-
2007-04	3.6L	V6 Cyl	Undercar Left	50429	-
2007-04	3.6L	V6 Cyl	Undercar Right	50430	-
2004-03	3.2L	V6 Cyl	Undercar Left	50491	-
2004-03	3.2L	V6 Cyl	Undercar Right	50492	-

**DEVILLE**

2005-00	4.6L	V8 Cyl	Undercar	-	99177
2005-00	4.6L	V8 Cyl	Undercar	50410	-
1999-96	4.6L	V8 Cyl	Undercar	50282	83166
1995-94	4.6L	V8 Cyl	Undercar	50219	70637
1995-94	4.9L	V8 Cyl	Undercar	50277	70637
1993-92	4.9L	V8 Cyl	FWD, Undercar	50200	70318
1991	4.9L	V8 Cyl	Undercar	50202	70423
1990-88	4.5L	V8 Cyl	Undercar	50193	70318
1987-86	4.1L	V8 Cyl	Undercar	50155 50186	70317 70421
1984	4.1L	V8 Cyl	RWD, Undercar	50108	70421
1982-80	4.1L	V6 Cyl	Undercar	50016	70421
1980	6.0L	V8 Cyl	Undercar	50005	70317

**DTS**

2011-06	4.6L	V8 Cyl	Undercar	50410	-
---------	------	--------	----------	-------	---

APPLICATIONS



Year

Liters

Cyl

Comments

Direct Fit #

Universal #

## CADILLAC (Con't)

### ELDORADO

1999-96	4.6L	V8 Cyl	Undercar	50282	83166
1995-93	4.6L	V8 Cyl	Undercar; Dual Exhaust System	50219	70637
1993	4.9L	V8 Cyl	Undercar	50277	70637
1992-91	4.9L	V8 Cyl	Undercar	50219	70637
1990-88	4.5L	V8 Cyl	Undercar	50219	70637
1987-86	4.1L	V8 Cyl	Undercar	50113	70421
1985-84	4.1L	V8 Cyl	Undercar	50108	70421
1983-82	4.1L	V8 Cyl	Undercar	50016	70421
1982-81	4.1L	V6 Cyl	Undercar	50016	70421
1981	6.0L	V8 Cyl	Undercar	50016	70636
1980	5.7L	V8 Cyl	Undercar	50144	70317
1979	5.7L	V8 Cyl	Undercar	50005	70530

### ESCALADE

2013-10	6.0L	V8 Cyl	CA Emissions; Undercar	50473	-
2010-07	6.2L	V8 Cyl	Federal Emissions; Undercar	50453	-
2010-07	6.2L	V8 Cyl	Undercar	-	99516
2009	6.0L	V8 Cyl	Hybrid, Undercar	50450	93165
2006-02	6.0L	V8 Cyl	Undercar Left	50370	82156
2006-02	6.0L	V8 Cyl	Undercar Right	50371	82156
2005-02	5.3L	V8 Cyl	Undercar	50366	83166
2000-99	5.7L	V8 Cyl	Undercar; Dual Converter System	50239	83704

### FLEETWOOD

1996-94	5.7L	V8 Cyl	Undercar Left	50217	83165
1996-94	5.7L	V8 Cyl	Undercar Right	50216	83165
1993	5.7L	V8 Cyl	Undercar	50178	70421
1991	4.9L	V8 Cyl	Undercar	50202	70423
1990-89	4.5L	V8 Cyl	Undercar	50193	70318
1987	4.1L	V8 Cyl	Undercar	50155	70421
1986	5.0L	V8 Cyl	Undercar	50178	70421
1985-84	4.1L	V8 Cyl	Undercar	50108	70421
1984-81	6.0L	V8 Cyl	Undercar	50016	70421
1982	4.1L	V6 Cyl	Undercar	50016	70421
1979-77	7.0L	V8 Cyl	Undercar	50005	70318

### SEVILLE

2004-00	4.6L	V8 Cyl	Undercar	-	99177
2004-00	4.6L	V8 Cyl	Undercar	50410	-
1999-96	4.6L	V8 Cyl	Undercar	50282	83166
1995-93	4.6L	V8 Cyl	Undercar; Dual Exhaust System	50219	70637
1993	4.9L	V8 Cyl	Undercar	50277	70637
1992-91	4.9L	V8 Cyl	Undercar	50219	70637
1990	4.5L	V8 Cyl	Undercar	50219	70637
1987-86	4.1L	V8 Cyl	Undercar	50113	70421

Year

Liters

Cyl

Comments

Direct Fit #

Universal #

**CADILLAC (Con't)**

**SEVILLE (Cont'd)**

1985-84	4.1L	V8 Cyl	Undercar	50108	70421
1983-82	4.1L	V8 Cyl	Undercar	50016	70421
1982-81	4.1L	V6 Cyl	Undercar	50016	70421
1981	6.0L	V8 Cyl	Undercar	50016	70636
1980	5.7L	V8 Cyl	Undercar	50005	70318
1979-78	5.7L	V8 Cyl	Undercar; w/o Air Tube	50005	70317

**SRX**

2011-10	3.0L	V6 Cyl	Firewall Side	50553	-
2011-10	3.0L	V6 Cyl	Radiator Side	50552	-
2009-08	3.6L	V6 Cyl	Undercar Left	50471	-
2009-08	3.6L	V6 Cyl	Undercar Right	50472	-
2009-04	4.6L	V8 Cyl	Left	50464	-
2009-04	4.6L	V8 Cyl	Right	50465	-
2007-04	3.6L	V6 Cyl	Undercar Left	50443	-
2007-04	3.6L	V6 Cyl	Undercar Right	50444	-

**STS**

2011-08	3.6L	V6 Cyl	Undercar Left	50471	-
2011-08	3.6L	V6 Cyl	Undercar Right	50472	-
2010-05	4.6L	V8 Cyl	Left	50464	-
2010-05	4.6L	V8 Cyl	Right	50465	-
2007-05	3.6L	V6 Cyl	Undercar Left	50443	-
2007-05	3.6L	V6 Cyl	Undercar Right	50444	-

**XTS**

2016-14	3.6L	V6 Cyl	FWD, PZEV Emissions; Firewall Side	50550	-
2016-14	3.6L	V6 Cyl	PZEV Emissions; Radiator Side	50549	-

**CHEVROLET**

**ASTRO**

2005-00	4.3L	V6 Cyl	Undercar	50294	-
2005-00	4.3L	V6 Cyl	Undercar Front	-	82465
2005-00	4.3L	V6 Cyl	Undercar Rear	-	83165
1999-96	4.3L	V6 Cyl	Undercar	50293	83167
1995-94	4.3L	V6 Cyl	AWD, Undercar	50269	70531
1995-94	4.3L	V6 Cyl	RWD, Undercar	50241	70531
1993-92	4.3L	V6 Cyl	Undercar	50009	70531
1992	4.3L	V6 Cyl	Z VIN, Undercar	50244	70330
1991-90	4.3L	V6 Cyl	B VIN, Undercar	50009	70531
1991-86	4.3L	V6 Cyl	Z VIN, Undercar	50010	70318
1990-85	2.5L	L4 Cyl	Undercar	50155	70421

**AVALANCHE**

2013-09	5.3L	V8 Cyl	CA Emissions; Undercar	50473	-
2009	5.3L	V8 Cyl	Federal Emissions; Undercar	50453	-

APPLICATIONS

Year

Liters

Cyl

Comments

Direct Fit #

Universal #

## CHEVROLET (Con't)

### AVALANCHE (Cont'd)

2009	5.3L	V8 Cyl	Undercar	-	99516
2009	6.0L	V8 Cyl	Federal Emissions; Undercar	50453	-
2009	6.0L	V8 Cyl	Undercar	-	99516
2008-07	5.3L	V8 Cyl	Undercar	50450	93165
2008-07	6.0L	V8 Cyl	Undercar	50450	93165

### AVALANCHE 1500

2006	5.3L	V8 Cyl	Undercar	50372	83166
2005-02	5.3L	V8 Cyl	Undercar	50366	83166
2003	5.3L	V8 Cyl	4WD, Undercar	-	83166
2003	5.3L	V8 Cyl	RWD, Undercar	-	83166

### AVEO

2011-09	1.6L	L4 Cyl	Undercar Rear	50540	-
2011-09	1.6L	L4 Cyl	Front	50485	-
2008-04	1.6L	L4 Cyl	Front Precat	50445	-

### AVEO5

2011-09	1.6L	L4 Cyl	Undercar Rear	50540	-
2011-09	1.6L	L4 Cyl	Front	50485	-
2008-07	1.6L	L4 Cyl	Front Precat	50445	-

### BERETTA

1996	2.2L	L4 Cyl	Undercar	50279	83164
1996	3.1L	V6 Cyl	Undercar	50285	82724
1995-94	3.1L	V6 Cyl	Undercar	50251	82724
1995-93	2.2L	L4 Cyl	Undercar	50176	70318
1992-90	2.2L	L4 Cyl	Undercar	50002	70316
1992-90	2.3L	L4 Cyl	Undercar	50002	70316
1992-90	3.1L	V6 Cyl	Undercar	50002	70316
1989-87	2.0L	L4 Cyl	Undercar	50002	70316
1989-87	2.8L	V6 Cyl	Undercar	50002	70316

### BLAZER

2005-01	4.3L	V6 Cyl	4 DR, 4WD, Undercar	50376	-
2005-00	4.3L	V6 Cyl	2 DR, 4WD, Undercar	50363	-
2005-00	4.3L	V6 Cyl	2 DR, 4WD, Undercar Front	-	82726
2005-00	4.3L	V6 Cyl	2 DR, 4WD, Undercar Rear	-	83166
2005-00	4.3L	V6 Cyl	2 DR, RWD, CA Emissions; Undercar Front	-	82465
2005-00	4.3L	V6 Cyl	2 DR, RWD, CA Emissions; Undercar Rear	-	89516
2005-00	4.3L	V6 Cyl	2 DR, RWD, Undercar	50340	-
2005-00	4.3L	V6 Cyl	4 DR, 4WD, Undercar Front	-	82464
2005-00	4.3L	V6 Cyl	4 DR, 4WD, Undercar Rear	-	83166
2000	4.3L	V6 Cyl	2 DR, RWD, Federal Emissions; Undercar	50535	-
2000	4.3L	V6 Cyl	4 DR, 4WD, Automatic, Federal Emissions; Undercar	50528	-
2000	4.3L	V6 Cyl	4 DR, 4WD, CA Emissions; Undercar	50376	-

Year

Liters

Cyl

Comments

Direct Fit #

Universal #

**CHEVROLET (Con't)**

**BLAZER (Cont'd)**

2000	4.3L	V6 Cyl	4 DR, AWD, Automatic, Federal Emissions; Undercar	50528	-
2000	4.3L	V6 Cyl	4 DR, RWD, Federal Emissions; Undercar	50532	-
1999-98	4.3L	V6 Cyl	4WD, CA Emissions; Undercar Front	-	82725
1999-98	4.3L	V6 Cyl	CA Emissions; Undercar Front	50361	-
1999-98	4.3L	V6 Cyl	RWD, CA Emissions; Undercar Front	-	82725
1999-96	4.3L	V6 Cyl	Undercar	50233	83166
1995	4.3L	V6 Cyl	W VIN, Undercar	50232	70318
1994-87	5.7L	V8 Cyl	Undercar; 3" Exhaust System	50009	-
1994-87	5.7L	V8 Cyl	Undercar; 3" System	-	70531
1994	5.7L	V8 Cyl	Undercar	50238	70531
1987	5.0L	V8 Cyl	Undercar	50010	70318

**C10**

1986-85	4.3L	V6 Cyl	RWD, Undercar	50010	70318
1986-82	5.0L	V8 Cyl	RWD, Undercar	50010	70318
1986-82	5.7L	V8 Cyl	RWD, Undercar	50010	70318
1985	6.2L	V8 Cyl	RWD, Undercar	50010	70318
1984-75	4.1L	L6 Cyl	RWD, Undercar	50010	70318
1980-78	5.0L	V8 Cyl	RWD, Undercar	50010	70318
1980-75	5.7L	V8 Cyl	RWD, Undercar	50010	70318
1980-75	7.4L	V8 Cyl	RWD, Undercar	50010	70318

**C10 SUBURBAN**

1986-82	5.0L	V8 Cyl	RWD, Undercar	50010	70318
1986-82	5.7L	V8 Cyl	RWD, Undercar	50010	70318
1980-75	4.1L	L6 Cyl	RWD, Undercar	50010	70318
1978-75	5.7L	V8 Cyl	RWD, Undercar	50010	70318
1978-75	7.4L	V8 Cyl	RWD, Undercar	50010	70318
1978	5.0L	V8 Cyl	RWD, Undercar	50010	70318

**C20**

1986-85	4.3L	V6 Cyl	RWD, Undercar	50010	70318
1986-83	5.0L	V8 Cyl	RWD, Undercar	50010	70318
1986-83	5.7L	V8 Cyl	RWD, Undercar	50010	70318
1986-83	7.4L	V8 Cyl	RWD, Undercar	50010	70318
1984-78	4.1L	L6 Cyl	RWD, Undercar	50010	70318
1976-75	4.1L	L6 Cyl	RWD, Undercar	50010	70318

**C20 SUBURBAN**

1986-83	5.0L	V8 Cyl	RWD, Undercar	50010	70318
1986-83	5.7L	V8 Cyl	RWD, Undercar	50010	70318
1986-83	7.4L	V8 Cyl	RWD, Undercar	50010	70318

**C1500**

1999-96	5.7L	V8 Cyl	RWD, Undercar; Dual Converter Y-Pipe; Under 8500 lbs. GVW	50239	-
1999	5.7L	V8 Cyl	RWD, Undercar; Under 8500 lbs. GVW	-	83164

APPLICATIONS

Year

Liters

Cyl

Comments

Direct Fit #

Universal #

## CHEVROLET (Con't)

### C1500 (Cont'd)

1998-96	4.3L	V6 Cyl	RWD, Undercar; Single Converter System	50275	83176
1998-96	5.0L	V8 Cyl	RWD, Undercar; Under 8500 lbs. GVW	50275	83176
1998-96	5.7L	V8 Cyl	RWD, Undercar; Under 8500 lbs. GVW	50275	83164 83176
1995-94	4.3L	V6 Cyl	RWD, Undercar	50238	70531
1995-94	5.0L	V8 Cyl	RWD, Undercar	-	70531
1995-94	5.0L	V8 Cyl	RWD, Undercar; Y-Pipe	50238	-
1995-94	5.7L	V8 Cyl	RWD, Undercar	-	70531
1995-94	5.7L	V8 Cyl	RWD, Undercar; Y-Pipe	50238	-
1995-88	5.0L	V8 Cyl	RWD, Undercar Front; 3" Dual Converter System	50009	70531
1995-88	5.0L	V8 Cyl	RWD, Undercar Rear; 3" Dual Converter System	50175	70330
1995-88	5.7L	V8 Cyl	RWD, Undercar Front; 3" System; Under 8500 lbs. GVW	50009	70531
1995-88	5.7L	V8 Cyl	RWD, Undercar Rear; 3" System; Under 8500 lbs. GVW	50175	70330
1993-91	7.4L	V8 Cyl	RWD, Undercar; Over 8500 lbs. GVW	50298	70857
1993-88	4.3L	V6 Cyl	RWD, Undercar	-	70637
1993-88	4.3L	V6 Cyl	RWD, Undercar Rear	50244	-
1993-88	5.7L	V8 Cyl	RWD, Undercar; 2 1/2" System; Under 8500 lbs. GVW	50244	70330
1993-88	5.7L	V8 Cyl	RWD, Undercar; Over 8500 lbs. GVW	50298	-
1992-88	5.0L	V8 Cyl	RWD, Undercar; 2 1/2" System	50244	70330
1990	4.3L	V6 Cyl	RWD, Undercar; Over 8500 lbs. GVW	50298	70857

### C1500 SUBURBAN

1999-96	5.7L	V8 Cyl	RWD, Undercar; Dual Converter Y-Pipe; Under 8500 lbs. GVW	50239	-
1999	5.7L	V8 Cyl	RWD, Undercar; Under 8500 lbs. GVW	-	83164
1998-96	5.7L	V8 Cyl	RWD, Undercar; Under 8500 lbs. GVW	50275	83164 83176
1995-94	5.7L	V8 Cyl	RWD, Undercar	-	70531
1995-94	5.7L	V8 Cyl	RWD, Undercar; Y-Pipe	50238	-
1995-92	5.7L	V8 Cyl	RWD, Undercar Front; 3" System; Under 8500 lbs. GVW	50009	70531
1995-92	5.7L	V8 Cyl	RWD, Undercar Rear; 3" System; Under 8500 lbs. GVW	50175	70330
1993-92	5.7L	V8 Cyl	RWD, Undercar; 2 1/2" System; Under 8500 lbs. GVW	50244	70330
1993-92	5.7L	V8 Cyl	RWD, Undercar; Over 8500 lbs. GVW	50298	-

### C2500

2000-99	5.7L	V8 Cyl	RWD, Undercar; Under 8500 lbs. GVW	-	83164
2000-96	5.7L	V8 Cyl	131.5 WB, RWD, Undercar Rear; 8600-10000 lbs. GVW	50367	-
2000-96	5.7L	V8 Cyl	131.5 WB, RWD, Undercar Rear; Over 8500 lbs. GVW	-	83166
2000-96	5.7L	V8 Cyl	141.5 WB, RWD, Undercar Rear; 8600-10000 lbs. GVW	50368	-
2000-96	5.7L	V8 Cyl	141.5 WB, RWD, Undercar Rear; Over 8500 lbs. GVW	-	83166
2000-96	5.7L	V8 Cyl	155.5 WB, RWD, Undercar Rear; 8600-10000 lbs. GVW	50343	-
2000-96	5.7L	V8 Cyl	155.5 WB, RWD, Undercar Rear; Over 8500 lbs. GVW	-	89516
2000-96	5.7L	V8 Cyl	RWD, Undercar; Dual Converter Y-Pipe; Under 8500 lbs. GVW	50239	-
2000-96	5.7L	V8 Cyl	RWD, Undercar Front; Over 8500 lbs. GVW	50296	89516
2000-96	7.4L	V8 Cyl	131.5 WB, RWD, Undercar Rear; 8600-10000 lbs. GVW	50367	-
2000-96	7.4L	V8 Cyl	131.5 WB, RWD, Undercar Rear; Over 8500 lbs. GVW	-	83166

Year

Liters

Cyl

Comments

Direct Fit #

Universal #

**CHEVROLET (Con't)**

**C2500 (Cont'd)**

2000-96	7.4L	V8 Cyl	141.5 WB, RWD, Undercar Rear; 8600-10000 lbs. GVW	50368	-
2000-96	7.4L	V8 Cyl	141.5 WB, RWD, Undercar Rear; Over 8500 lbs. GVW	-	83166
2000-96	7.4L	V8 Cyl	155.5 WB, RWD, Undercar Rear; 8600-10000 lbs. GVW	50343	-
2000-96	7.4L	V8 Cyl	155.5 WB, RWD, Undercar Rear; Over 8500 lbs. GVW	-	83166
2000-96	7.4L	V8 Cyl	RWD, Undercar Front; 15000 lbs. GVW	50454	-
1998-96	5.0L	V8 Cyl	RWD, Undercar; Under 8500 lbs. GVW	50275	83176
1998-96	5.7L	V8 Cyl	RWD, Undercar; Single Converter System; Under 8500 lbs. GVW	50275	83176
1998-96	5.7L	V8 Cyl	RWD, Undercar; Under 8500 lbs. GVW	50275	83164 83176
1995-94	4.3L	V6 Cyl	RWD, Undercar	50238	70531
1995-94	5.0L	V8 Cyl	RWD, Undercar	-	70531
1995-94	5.0L	V8 Cyl	RWD, Undercar; Y-Pipe	50238	-
1995-94	5.7L	V8 Cyl	RWD, Undercar	-	70531
1995-94	5.7L	V8 Cyl	RWD, Undercar; Y-Pipe	50238	-
1995-91	7.4L	V8 Cyl	RWD, Undercar; Over 8500 lbs. GVW	50298	70857
1995-88	5.0L	V8 Cyl	RWD, Undercar Front; 3" System	50009	70531
1995-88	5.0L	V8 Cyl	RWD, Undercar Rear; 3" System	50175	70330
1995-88	5.7L	V8 Cyl	RWD, Undercar Front; 3" System; Under 8500 lbs. GVW	50009	70531
1995-88	5.7L	V8 Cyl	RWD, Undercar Rear; 3" System; Under 8500 lbs. GVW	50175	70330
1993-92	5.7L	V8 Cyl	RWD, Undercar; Over 8500 lbs. GVW	50298	70857
1993-88	4.3L	V6 Cyl	RWD, Undercar; 2 1/2" Inlet & Outlet	-	70330
1993-88	4.3L	V6 Cyl	RWD, Undercar; 27" OAL; 2 1/2" Inlet & Outlet	50244	-
1993-88	5.7L	V8 Cyl	RWD, Undercar; Under 12000 lbs. GVW	50298	70857
1992-88	5.0L	V8 Cyl	RWD, Undercar	-	70330
1992-88	5.0L	V8 Cyl	RWD, Undercar; Y-Pipe	50244	-

**C2500 SUBURBAN**

1999-96	5.7L	V8 Cyl	131.5 WB, RWD, Undercar Rear; 8600-10000 lbs. GVW	50367	-
1999-96	5.7L	V8 Cyl	131.5 WB, RWD, Undercar Rear; Over 8500 lbs. GVW	-	83166
1999-96	5.7L	V8 Cyl	RWD, Undercar; Dual Converter Y-Pipe; Under 8500 lbs. GVW	50239	-
1999-96	5.7L	V8 Cyl	RWD, Undercar Front; Over 8500 lbs. GVW	50296	89516
1999-96	7.4L	V8 Cyl	131.5 WB, RWD, Undercar Rear; 8600-10000 lbs. GVW	50367	-
1999-96	7.4L	V8 Cyl	131.5 WB, RWD, Undercar Rear; Over 8500 lbs. GVW	-	83166
1999	5.7L	V8 Cyl	RWD, Undercar; Under 8500 lbs. GVW	-	83164
1998-96	5.7L	V8 Cyl	RWD, Undercar; Single Converter System; Under 8500 lbs. GVW	50275	83176
1998-96	5.7L	V8 Cyl	RWD, Undercar; Under 8500 lbs. GVW	50275	83164 83176
1995-94	5.7L	V8 Cyl	RWD, Undercar	-	70531
1995-94	5.7L	V8 Cyl	RWD, Undercar; Y-Pipe	50238	-
1995-92	5.7L	V8 Cyl	RWD, Undercar Front; 3" System; Under 8500 lbs. GVW	50009	70531
1995-92	5.7L	V8 Cyl	RWD, Undercar Rear; 3" System; Under 8500 lbs. GVW	50175	70330
1995-92	7.4L	V8 Cyl	RWD, Undercar; Over 8500 lbs. GVW	50298	70857
1993-92	5.7L	V8 Cyl	RWD, Undercar; Over 8500 lbs. GVW	50298	70857
1993-92	5.7L	V8 Cyl	RWD, Undercar; Under 12000 lbs. GVW	50298	70857

APPLICATIONS

Year

Liters

Cyl

Comments

Direct Fit #

Universal #

## CHEVROLET (Con't)

### C3500

2000-99	5.7L	V8 Cyl	141.5 WB, RWD, Undercar Rear; 8600-10000 lbs. GVW	50368	-
2000-99	5.7L	V8 Cyl	141.5 WB, RWD, Undercar Rear; Over 8500 lbs. GVW	-	83166
2000-99	7.4L	V8 Cyl	141.5 WB, RWD, Undercar Rear; 8600-10000 lbs. GVW	50368	-
2000-99	7.4L	V8 Cyl	141.5 WB, RWD, Undercar Rear; Over 8500 lbs. GVW	-	83166
2000-96	5.7L	V8 Cyl	131.5 WB, RWD, Undercar Rear; 8600-10000 lbs. GVW	50367	-
2000-96	5.7L	V8 Cyl	131.5 WB, RWD, Undercar Rear; Over 8500 lbs. GVW	-	89516
2000-96	5.7L	V8 Cyl	155.5 WB, RWD, Undercar Rear; 8600-10000 lbs. GVW	50343	-
2000-96	5.7L	V8 Cyl	155.5 WB, RWD, Undercar Rear; Over 8500 lbs. GVW	-	89516
2000-96	5.7L	V8 Cyl	RWD, Undercar Front	50296	85285
2000-96	7.4L	V8 Cyl	131.5 WB, RWD, Undercar Rear; 8600-10000 lbs. GVW	50367	-
2000-96	7.4L	V8 Cyl	131.5 WB, RWD, Undercar Rear; Over 8500 lbs. GVW	-	89516
2000-96	7.4L	V8 Cyl	155.5 WB, RWD, Undercar Rear; 8600-10000 lbs. GVW	50343	-
2000-96	7.4L	V8 Cyl	155.5 WB, RWD, Undercar Rear; Over 8500 lbs. GVW	-	83166
2000-96	7.4L	V8 Cyl	159.5 WB, RWD, Undercar Rear; 15000 lbs. GVW	50455	-
2000-96	7.4L	V8 Cyl	RWD, Undercar Front; 15000 lbs. GVW	50454	-
1997-93	5.7L	V8 Cyl	RWD, Undercar; Over 8500 lbs. GVW	50298	89517
1997-93	7.4L	V8 Cyl	RWD, Undercar; Over 8500 lbs. GVW	50298	89517
1995-93	5.7L	V8 Cyl	RWD, Undercar; Under 8500 lbs. GVW	50009	70531
1995-93	7.4L	V8 Cyl	RWD, Undercar; Under 8500 lbs. GVW	50009	70531
1993-92	5.7L	V8 Cyl	RWD, Undercar; Under 12000 lbs. GVW	50298	70857
1992-88	5.7L	V8 Cyl	RWD, Undercar; Over 8500 lbs. GVW	50298	-
1992-88	7.4L	V8 Cyl	RWD, Undercar; Over 8500 lbs. GVW	50298	-
1989-88	5.7L	V8 Cyl	RWD, Undercar; Under 12000 lbs. GVW	50298	70857

### C4500 KODIAK

2009-03	8.1L	V8 Cyl	Undercar Front	50519	-
2009-03	8.1L	V8 Cyl	Undercar Rear	50520	-

### C5500 KODIAK

2009-03	8.1L	V8 Cyl	Undercar Front	50519	-
---------	------	--------	----------------	-------	---

### CAMARO

2011-10	3.6L	V6 Cyl	Undercar Left	50524	-
2011-10	3.6L	V6 Cyl	Undercar Right	50525	-
2002-00	5.7L	V8 Cyl	Z28, Undercar Left	50355	83425
2002-00	5.7L	V8 Cyl	Z28, Undercar Right	50356	83165
2002-00	5.7L	V8 Cyl	Z28 SS, Undercar Left	50355	83425
2002-00	5.7L	V8 Cyl	Z28 SS, Undercar Right	50356	83165
2002-95	3.8L	V6 Cyl	CA Emissions; Undercar	50373	99176
2002-95	3.8L	V6 Cyl	Federal Emissions; Undercar	50299	99176
1999-98	5.7L	V8 Cyl	Undercar Left	50315	83166
1999-98	5.7L	V8 Cyl	Undercar Right	50314	83174
1997-96	5.7L	V8 Cyl	Rear	50312	-
1997-96	5.7L	V8 Cyl	Undercar Front	50311	82725
1997-96	5.7L	V8 Cyl	Undercar Rear	-	83165

APPLICATIONS

Year

Liters

Cyl

Comments

Direct Fit #

Universal #

**CHEVROLET (Con't)**

**CAMARO (Cont'd)**

1995-93	3.4L	V6 Cyl	Undercar	50221	70318
1995-93	5.7L	V8 Cyl	Federal Emissions; Undercar	50262	70534
1995	5.7L	V8 Cyl	CA Emissions; Undercar Front	50311	82725
1995	5.7L	V8 Cyl	CA Emissions; Undercar Rear	50312	70317
1992-90	3.1L	V6 Cyl	Undercar	50110	70421
1992-89	5.0L	V8 Cyl	Standard, Undercar; w TPI	50206	71318
1992-89	5.7L	V8 Cyl	Undercar; w TPI	50206	71318
1992-88	5.0L	V8 Cyl	E VIN, Undercar	50110	70421
1989-83	2.8L	V6 Cyl	Undercar	50110	70421
1988-87	5.7L	V8 Cyl	Undercar; 3" Exhaust System	50141	-
1988-87	5.7L	V8 Cyl	Undercar; 3" System	-	70430
1988-85	5.0L	V8 Cyl	F VIN, Undercar	50141	70430
1987-83	5.0L	V8 Cyl	H VIN, Undercar	50110	70421
1986-85	5.0L	V8 Cyl	G VIN, Undercar	50141	70430
1986-84	2.5L	L4 Cyl	Undercar	50167	70316
1983-82	2.5L	L4 Cyl	Undercar	-	70419
1983	5.0L	V8 Cyl	7 VIN, Undercar	50106	70318
1982-80	5.0L	V8 Cyl	H VIN, Undercar	50068	70318
1982	2.8L	V6 Cyl	Undercar	-	70419
1981-80	4.4L	V8 Cyl	Undercar	-	70317
1981-80	4.4L	V8 Cyl	Undercar; Curved Converter	50019	-
1981-80	4.4L	V8 Cyl	Undercar; Straight Converter	50020	-
1981	3.8L	V6 Cyl	A VIN, Undercar	50167	70316
1981	3.8L	V6 Cyl	K VIN, Undercar	50020	70317
1981	5.7L	V8 Cyl	Undercar	-	70317
1981	5.7L	V8 Cyl	Undercar; Curved Converter	50019	-
1980	3.8L	V6 Cyl	Undercar	-	70317 70318
1980	3.8L	V6 Cyl	Undercar; Curved Converter	50005	-
1980	3.8L	V6 Cyl	Undercar; Straight Converter	50221	-
1980	5.7L	V8 Cyl	Z28, Undercar	-	70317
1980	5.7L	V8 Cyl	Z28, Undercar; Curved Converter	50022	-
1979-77	5.0L	V8 Cyl	Undercar	-	70317
1979-77	5.0L	V8 Cyl	Undercar; Flat Flange Outlet	50013	-
1979-75	4.1L	L6 Cyl	Undercar	-	70317
1979-75	4.1L	L6 Cyl	Undercar; Ball Type Flange	50012	-
1979-75	4.1L	L6 Cyl	Undercar; Flat Flange Outlet	50013	-
1979-75	5.7L	V8 Cyl	Undercar	-	70317
1979-75	5.7L	V8 Cyl	Undercar; Flat Flange Outlet	50013	-

**CAPRICE**

1996-94	4.3L	V8 Cyl	Undercar Left	50217	83165
1996-94	4.3L	V8 Cyl	Undercar Right	50216	83165
1996-94	5.7L	V8 Cyl	Undercar Left	50217	83165

APPLICATIONS



Year

Liters

Cyl

Comments

Direct Fit #

Universal #

## CHEVROLET (Con't)

### CAPRICE (Cont'd)

1996-94	5.7L	V8 Cyl	Undercar Right	50216	83165
1993-92	4.3L	V6 Cyl	Undercar	50110	70421
1993-90	5.7L	V8 Cyl	Undercar; Police Package	50141	-
1993-90	5.7L	V8 Cyl	Undercar; Police Package Only	-	70430
1993-83	5.7L	V8 Cyl	Undercar; exc. Police Package	50178	70421
1992-89	5.0L	V8 Cyl	E VIN, Undercar	50110	70421
1990-86	5.0L	V8 Cyl	Undercar	50108	70421
1990-85	4.3L	V6 Cyl	Undercar	50113	70421
1988-84	5.0L	V8 Cyl	H VIN, Undercar	50110	70421
1984-83	3.8L	V6 Cyl	9 VIN, Undercar	50110	70421
1984-83	3.8L	V6 Cyl	A VIN, Undercar	-	70317 70421
1984-83	3.8L	V6 Cyl	Undercar	-	70317
1984-83	3.8L	V6 Cyl	Undercar; Curved Converter	50019	-
1984-81	3.8L	V6 Cyl	A VIN, Classic, Undercar	-	70421
1984-81	3.8L	V6 Cyl	A VIN, Classic, Undercar; Straight Converter	50109	-
1984-81	3.8L	V6 Cyl	A VIN, Undercar; Straight Converter	50109	-
1983	5.0L	V8 Cyl	Undercar	50016	70421
1982-81	3.8L	V6 Cyl	A VIN, Classic Estate, Undercar	-	70421
1982-81	3.8L	V6 Cyl	A VIN, Classic Estate, Undercar; Straight Converter	50109	-
1982-81	3.8L	V6 Cyl	A VIN, Undercar	50016	70421
1982-81	3.8L	V6 Cyl	K VIN, Undercar	50016	70421
1982-81	4.4L	V8 Cyl	Undercar	-	70317 70421
1982-81	4.4L	V8 Cyl	Undercar; Curved Converter	50019	-
1982-81	4.4L	V8 Cyl	Undercar; Straight Converter	50016	-
1982-81	5.0L	V8 Cyl	Undercar	50016	70318 70421
1982-81	5.0L	V8 Cyl	Undercar; 20" OAL	50020	-
1982-80	3.8L	V6 Cyl	Undercar	-	70317 70421
1982-80	3.8L	V6 Cyl	Undercar; Curved Converter; 22 1/4" OAL	50016	-
1982-80	3.8L	V6 Cyl	Undercar; Straight Converter; 20 1/4" OAL	50020	-
1981	3.8L	V6 Cyl	A VIN, Classic Landau, Undercar	-	70421
1981	3.8L	V6 Cyl	A VIN, Classic Landau, Undercar; Straight Converter	50109	-
1980-77	5.7L	V8 Cyl	Undercar	50005	70318
1980	3.8L	V6 Cyl	A VIN, Undercar	-	70318
1980	3.8L	V6 Cyl	A VIN, Undercar; Curved Converter	50005	-
1979-77	4.1L	L6 Cyl	Undercar	50005	70318
1977	5.0L	V8 Cyl	Undercar	50005	70318
1976-75	5.7L	V8 Cyl	Undercar	50008	70318
1976-75	6.6L	V8 Cyl	Undercar	50008	70318
1976-75	7.4L	V8 Cyl	Undercar	50008	70318

Year

Liters

Cyl

Comments

Direct Fit #

Universal #

**CHEVROLET (Con't)**

**CAVALIER**

2005-02	2.2L	L4 Cyl	F VIN, Undercar	50346	99774
2002-99	2.2L	L4 Cyl	Undercar	50302	99774
2002-99	2.4L	L4 Cyl	Undercar	50289	82724
1998-96	2.2L	L4 Cyl	Undercar	50231	83166
1998-96	2.4L	L4 Cyl	Undercar	50264	82154
1995-90	2.2L	L4 Cyl	Undercar	50176	70318
1995	2.3L	L4 Cyl	Undercar	50264	82154
1994-90	3.1L	V6 Cyl	Undercar; 2" Outlet	50002	70316
1990	3.1L	V6 Cyl	Undercar; 3" Outlet	50173	70318
1989-87	2.0L	L4 Cyl	Undercar	50156	70419
1989-87	2.8L	V6 Cyl	Base, Undercar	50002	70316
1989-87	2.8L	V6 Cyl	Z24, Undercar	50173	70318
1989	2.8L	V6 Cyl	RS, Undercar	50002	70316
1987	2.8L	V6 Cyl	CS, Undercar	50002	70316
1987	2.8L	V6 Cyl	RS, Undercar	50002	70316
1986-85	2.8L	V6 Cyl	Undercar	50002	70316
1986-83	2.0L	L4 Cyl	Undercar	50101	70427

**CELEBRITY**

1990-86	2.5L	L4 Cyl	Undercar	50152 50270	70419
1990	3.1L	V6 Cyl	Undercar	50245	70316
1989-86	2.8L	V6 Cyl	W VIN, Undercar	50245	70316
1986	2.8L	V6 Cyl	X VIN, Undercar	50245	70316
1985-82	2.5L	L4 Cyl	Undercar	50105	70421
1985-82	2.8L	V6 Cyl	Undercar	50105	70421

**CHEVETTE**

1987-81	1.6L	L4 Cyl	Undercar	50111	70419
1980-76	1.6L	L4 Cyl	Undercar	50014	70421
1977-76	1.4L	L4 Cyl	Undercar	50014	70421

**CITATION**

1983-82	2.5L	L4 Cyl	Undercar	50105	70421
1983-82	2.8L	V6 Cyl	X VIN, Undercar	50105	70421
1983-82	2.8L	V6 Cyl	Z VIN, Undercar	50113	70421

**CITATION II**

1985-84	2.5L	L4 Cyl	Undercar	50105	70421
1985-84	2.8L	V6 Cyl	X VIN, Undercar	50105	70421
1984	2.8L	V6 Cyl	Z VIN, Undercar	50113	70421

**CLASSIC**

2005-04	2.2L	L4 Cyl	Undercar	50346	99774
---------	------	--------	----------	-------	-------

**COBALT**

2010-08	2.2L	L4 Cyl	Automatic, Undercar	50459	-
---------	------	--------	---------------------	-------	---

APPLICATIONS

Year

Liters

Cyl

Comments

Direct Fit #

Universal #

## CHEVROLET (Con't)

### COBALT (Cont'd)

2008	2.4L	L4 Cyl	Automatic, Undercar	50459	-
2007-05	2.0L	L4 Cyl	SS, Undercar Rear	50441	-
2007-05	2.2L	L4 Cyl	Undercar	50374	99774

### COLORADO

2012-11	2.9L	L4 Cyl	4WD, Undercar Rear; exc. Offroad Package	50468	-
2012-11	2.9L	L4 Cyl	4WD, Undercar Rear; inc. Z71 package; exc. Offroad Package	50468	-
2012-11	3.7L	L5 Cyl	4WD, Undercar Rear; exc. Offroad Package	50468	-
2012-11	3.7L	L5 Cyl	4WD, Undercar Rear; inc. Z71 package; exc. Offroad Package	50468	-
2012-09	5.3L	V8 Cyl	Undercar Left	50512	-
2012-09	5.3L	V8 Cyl	Undercar Right	50513	-
2012-07	2.9L	L4 Cyl	RWD, Undercar Rear; exc. Z71	50380	-
2012-07	2.9L	L4 Cyl	RWD, Undercar Rear; Offroad Package Only	50468	-
2012-07	2.9L	L4 Cyl	Front	50487	-
2012-07	3.7L	L5 Cyl	RWD, Undercar Rear; exc. Z71	50380	-
2012-07	3.7L	L5 Cyl	RWD, Undercar Rear; Offroad Package Only	50468	-
2012-07	3.7L	L5 Cyl	Front	50460	-
2010-07	2.9L	L4 Cyl	4WD, Undercar Rear	50468	-
2010-07	2.9L	L4 Cyl	4WD, Undercar Rear; inc. Z71 package	50468	-
2010-07	3.7L	L5 Cyl	4WD, Undercar Rear	50468	-
2010-07	3.7L	L5 Cyl	4WD, Undercar Rear; inc. Z71 package	50468	-
2006-04	2.8L	L4 Cyl	4WD, Undercar Rear	50468	-
2006-04	2.8L	L4 Cyl	4WD, Undercar Rear; inc. Z71 package	50468	-
2006-04	2.8L	L4 Cyl	RWD, Undercar Rear; Offroad Package Only	50468	-
2006-04	2.8L	L4 Cyl	Front	50458	-
2006-04	3.5L	L5 Cyl	4WD, Undercar Rear	50468	-
2006-04	3.5L	L5 Cyl	4WD, Undercar Rear; inc. Z71 package	50468	-
2006-04	3.5L	L5 Cyl	RWD, Undercar Rear; exc. Z71	50380	-
2006-04	3.5L	L5 Cyl	RWD, Undercar Rear; Offroad Package Only	50468	-
2006-04	3.5L	L5 Cyl	Front	50428	-
2006	2.8L	L4 Cyl	RWD, Undercar Rear; exc. Z71	50380	83166
2005-04	2.8L	L4 Cyl	RWD, Undercar Rear; exc. Z71	50380	-

### COMMERCIAL CHASSIS

1993-91	5.7L	V8 Cyl	Undercar; Police Package	50141	-
1993-91	5.7L	V8 Cyl	Undercar; Police Package Only	-	70430
1992-91	5.0L	V8 Cyl	E VIN, Undercar	50110	70421
1992-91	5.7L	V8 Cyl	Undercar; exc. Police Package	50178	70421
1992	4.3L	V6 Cyl	Undercar	50110	70421

### CORSICA

1996	2.2L	L4 Cyl	Undercar	50279	83164
1996	3.1L	V6 Cyl	Undercar	50285	82724
1995-94	3.1L	V6 Cyl	Undercar	50251	82724
1995-93	2.2L	L4 Cyl	Undercar	50176	70318

APPLICATIONS

Year

Liters

Cyl

Comments

Direct Fit #

Universal #

**CHEVROLET (Con't)**

**CORSICA (Cont'd)**

1993	3.1L	V6 Cyl	Undercar	50202	70423
1992-90	2.2L	L4 Cyl	Undercar	50002	70316
1992-90	3.1L	V6 Cyl	Undercar	50002	70316
1989-87	2.0L	L4 Cyl	Undercar	50002	70316
1989-87	2.8L	V6 Cyl	Undercar	50002	70316

**CORVETTE**

2004-00	5.7L	V8 Cyl	Federal Emissions; Undercar	50396	83166
1999-97	5.7L	V8 Cyl	Undercar	50313	83166
1996-92	5.7L	V8 Cyl	P VIN, Undercar Left	50211	79125
1996-92	5.7L	V8 Cyl	P VIN, Undercar Right	50212	79125
1991-86	5.7L	V8 Cyl	Undercar	-	70421
1991-86	5.7L	V8 Cyl	Undercar; Y-Pipe	50180	-
1985-84	5.7L	V8 Cyl	Undercar	50106	83166
1982	5.7L	V8 Cyl	Undercar	50106	83166
1981-76	5.7L	V8 Cyl	Undercar; w/o Air Tube	50013	70317
1981	5.7L	V8 Cyl	Undercar; w Air Tube	50170	70421
1980	5.0L	V8 Cyl	Undercar; w/o Air Tube	50013	70317
1975	5.7L	V8 Cyl	Undercar	50012	70317

**CRUZE**

2016-11	1.8L	L4 Cyl	Undercar Rear	50544	70247
2015-11	1.8L	L4 Cyl	Front	50511	-
2014-11	1.4L	L4 Cyl	Undercar Rear	50510	70258

**EL CAMINO**

1987-85	4.3L	V6 Cyl	Naturally Aspirated, Undercar	50113	70421
1987-81	5.0L	V8 Cyl	Undercar	50016	70421
1984-83	3.8L	V6 Cyl	Undercar	50110	70421
1982-81	3.8L	V6 Cyl	Undercar	50016	70421
1982-81	4.4L	V8 Cyl	Undercar	50016	70421
1982-80	3.8L	V6 Cyl	A VIN, Undercar	50016	70421
1980	4.4L	V8 Cyl	Undercar	50005	70318
1980	5.0L	V8 Cyl	Undercar	50005	70318
1979-78	3.3L	V6 Cyl	Undercar	50016	70317
1979-78	3.8L	V6 Cyl	Undercar	50016	70317
1979-78	5.7L	V8 Cyl	Undercar	50005	70318
1979	4.4L	V8 Cyl	Undercar	50016	70421
1978	5.0L	V8 Cyl	Undercar	50016	70421
1977-75	4.1L	L6 Cyl	Undercar	50008	70530
1977-75	5.7L	V8 Cyl	Undercar	50008	70318
1976-75	6.6L	V8 Cyl	Undercar	50008	70318

**EQUINOX**

2017-15	3.6L	V6 Cyl	Undercar Rear	50514	-
---------	------	--------	---------------	-------	---

APPLICATIONS

Year

Liters

Cyl

Comments

Direct Fit #

Universal #

## CHEVROLET (Con't)

### EQUINOX (Cont'd)

2017-13	3.6L	V6 Cyl	Firewall Side	50463	-
2017-13	3.6L	V6 Cyl	Radiator Side	50517	-
2015-10	2.4L	L4 Cyl	Front Precat	50507	-
2015-10	2.4L	L4 Cyl	Undercar Rear	50508	-
2014-13	3.6L	V6 Cyl	Undercar Rear	50514	70317
2014-12	2.4L	L4 Cyl	PZEV Emissions; Undercar Rear	-	70318
2012-10	3.0L	V6 Cyl	Firewall Side	50463	-
2012-10	3.0L	V6 Cyl	Undercar Rear	50514	70317
2012	3.0L	V6 Cyl	Radiator Side	50517	-
2011-10	3.0L	V6 Cyl	Radiator Side; Precat	50462	-
2009-08	3.6L	V6 Cyl	Rear	40823	-
2009-08	3.6L	V6 Cyl	Undercar Front	40822	-
2009-08	3.6L	V6 Cyl	Undercar Rear	-	93804
2009-05	3.4L	V6 Cyl	Undercar	50362	99176

### EXPRESS 1500

2014-13	4.3L	V6 Cyl	Undercar	50502	-
2014-09	5.3L	V8 Cyl	Front Left	-	70855
2014-09	5.3L	V8 Cyl	Front Right	-	70855
2014-09	5.3L	V8 Cyl	Undercar	50502	71279
2012-09	4.3L	V6 Cyl	Front Left	-	70855
2012-09	4.3L	V6 Cyl	Front Right	-	70855
2012-09	4.3L	V6 Cyl	Undercar	50502	71279
2008-03	4.3L	V6 Cyl	Undercar	50379	83166
2008-03	5.3L	V8 Cyl	Undercar	50379	83166
2002-01	5.7L	V8 Cyl	Undercar Left; Over 8500 lbs. GVW	50416	70857
2002-01	5.7L	V8 Cyl	Undercar Right; Over 8500 lbs. GVW	50417	70857
2002-00	4.3L	V6 Cyl	Undercar	50350	85346
2002-00	5.0L	V8 Cyl	Undercar	50350	85346
2002	5.7L	V8 Cyl	Undercar; Under 8500 lbs. GVW	50536	-
2000-96	5.7L	V8 Cyl	Undercar Left; Over 8500 lbs. GVW	50347	89516
2000-96	5.7L	V8 Cyl	Undercar Right; Over 8500 lbs. GVW	50348	89516
2000	5.7L	V8 Cyl	Undercar; Under 8500 lbs. GVW	50369	82725
1999-96	4.3L	V6 Cyl	Undercar	-	85356
1999-96	4.3L	V6 Cyl	Undercar; Y-Pipe	50253	-
1999-96	5.0L	V8 Cyl	Undercar; Under 8500 lbs. GVW	-	85356
1999-96	5.0L	V8 Cyl	Undercar; Y-Pipe; Under 8500 lbs. GVW	50253	-
1999-96	5.7L	V8 Cyl	135.0 WB, Undercar Left; Under 8500 lbs. GVW	50319	83716
1999-96	5.7L	V8 Cyl	135.0 WB, Undercar Right; Under 8500 lbs. GVW	50318	83175

### EXPRESS 2500

2013-08	4.8L	V8 Cyl	Undercar Left; Cutaway & Stripped Chassis Only	50439	-
2013-08	6.0L	V8 Cyl	Undercar Left; Cutaway & Stripped Chassis Only	50439	-
2013-03	4.8L	V8 Cyl	Undercar Right; 63" OAL; Cutaway & Stripped Chassis Only	50400	-

Year

Liters

Cyl

Comments

Direct Fit #

Universal #

**CHEVROLET (Con't)**

**EXPRESS 2500 (Cont'd)**

2013-03	4.8L	V8 Cyl	Undercar Right; 69" OAL; Cutaway & Stripped Chassis Only	50425	-
2013-03	6.0L	V8 Cyl	Undercar Right; 63" OAL; Cutaway & Stripped Chassis Only	50400	-
2013-03	6.0L	V8 Cyl	Undercar Right; 69" OAL; Cutaway & Stripped Chassis Only	50425	-
2011-10	4.8L	V8 Cyl	Front Left	-	70855
2011-10	4.8L	V8 Cyl	Front Right	-	70855
2011-10	4.8L	V8 Cyl	Undercar	-	71279
2011-10	4.8L	V8 Cyl	Undercar; Y-Pipe Unit; exc. Cutaway & Stripped Chassis	50502	-
2011-10	6.0L	V8 Cyl	Front Left	-	70855
2011-10	6.0L	V8 Cyl	Front Right	-	70855
2011-10	6.0L	V8 Cyl	Undercar	-	71279
2011-10	6.0L	V8 Cyl	Undercar; Y-Pipe Unit; exc. Cutaway & Stripped Chassis	50502	-
2010-07	4.8L	V8 Cyl	CA Emissions; Undercar Left	50466	-
2010-06	4.8L	V8 Cyl	Extended Cargo Van, CA Emissions; Undercar Left	50466	-
2010-06	4.8L	V8 Cyl	Extended Cargo Van, CA Emissions; Undercar Right; exc. Cutaway & Stripped Chassis	50467	-
2010-06	4.8L	V8 Cyl	Standard Cargo Van, CA Emissions; Undercar Left	50466	-
2010-06	4.8L	V8 Cyl	Standard Cargo Van, CA Emissions; Undercar Right; exc. Cutaway & Stripped Chassis	50467	-
2010-06	6.0L	V8 Cyl	Extended Cargo Van, CA Emissions; Undercar Left	50466	-
2010-06	6.0L	V8 Cyl	Extended Cargo Van, CA Emissions; Undercar Right; exc. Cutaway & Stripped Chassis	50467	-
2010-06	6.0L	V8 Cyl	Standard Cargo Van, CA Emissions; Undercar Left	50466	-
2010-06	6.0L	V8 Cyl	Standard Cargo Van, CA Emissions; Undercar Right; exc. Cutaway & Stripped Chassis	50467	-
2010-06	6.0L	V8 Cyl	Standard Passenger Van, CA Emissions; Undercar Left	50466	-
2010-06	6.0L	V8 Cyl	Standard Passenger Van, CA Emissions; Undercar Right; exc. Cutaway & Stripped Chassis	50467	-
2007-03	4.8L	V8 Cyl	Undercar Left; Cutaway & Stripped Chassis Only	50399	-
2007-03	4.8L	V8 Cyl	Undercar Rear	-	70857
2007-03	6.0L	V8 Cyl	Undercar Left; Cutaway & Stripped Chassis Only	50399	-
2006	4.8L	V8 Cyl	Standard Passenger Van, CA Emissions; Undercar Left	50466	-
2006	4.8L	V8 Cyl	Standard Passenger Van, CA Emissions; Undercar Right; exc. Cutaway & Stripped Chassis	50467	-
2005-04	4.3L	V6 Cyl	Undercar	50379	83166
2005-03	4.8L	V8 Cyl	Extended Cargo Van, CA Emissions; Undercar Front; exc. Cutaway & Stripped Chassis	-	70957
2005-03	4.8L	V8 Cyl	Extended Cargo Van, CA Emissions; Undercar Left	50420	70957
2005-03	4.8L	V8 Cyl	Extended Cargo Van, CA Emissions; Undercar Right; exc. Cutaway & Stripped Chassis	50421	-
2005-03	4.8L	V8 Cyl	Extended Passenger Van, CA Emissions; Undercar Front; exc. Cutaway & Stripped Chassis	-	70957
2005-03	4.8L	V8 Cyl	Extended Passenger Van, CA Emissions; Undercar Left	50420	70957
2005-03	4.8L	V8 Cyl	Extended Passenger Van, CA Emissions; Undercar Right; exc. Cutaway & Stripped Chassis	50421	-
2005-03	4.8L	V8 Cyl	Standard Cargo Van, CA Emissions; Undercar Front; exc. Cutaway & Stripped Chassis	-	70957
2005-03	4.8L	V8 Cyl	Standard Cargo Van, CA Emissions; Undercar Left	50420	70957
2005-03	4.8L	V8 Cyl	Standard Cargo Van, CA Emissions; Undercar Right; exc. Cutaway & Stripped Chassis	50421	-

**APPLICATIONS**

Year

Liters

Cyl

Comments

Direct Fit #

Universal #

## CHEVROLET (Con't)

### EXPRESS 2500 (Cont'd)

2005-03	4.8L	V8 Cyl	Standard Passenger Van, CA Emissions; Undercar Front; exc. Cutaway & Stripped Chassis	-	70957
2005-03	4.8L	V8 Cyl	Standard Passenger Van, CA Emissions; Undercar Left	50420	70957
2005-03	4.8L	V8 Cyl	Standard Passenger Van, CA Emissions; Undercar Right; exc. Cutaway & Stripped Chassis	50421	-
2005-03	5.3L	V8 Cyl	Undercar	50379	83166
2005-03	6.0L	V8 Cyl	Extended Cargo Van, CA Emissions; Undercar Front; exc. Cutaway & Stripped Chassis	-	70957
2005-03	6.0L	V8 Cyl	Extended Cargo Van, CA Emissions; Undercar Right; exc. Cutaway & Stripped Chassis	50421	-
2005-03	6.0L	V8 Cyl	Extended Passenger Van, CA Emissions; Undercar Front; exc. Cutaway & Stripped Chassis	-	70957
2005-03	6.0L	V8 Cyl	Extended Passenger Van, CA Emissions; Undercar Right; exc. Cutaway & Stripped Chassis	50421	-
2005-03	6.0L	V8 Cyl	Standard Cargo Van, CA Emissions; Undercar Front; exc. Cutaway & Stripped Chassis	-	70957
2005-03	6.0L	V8 Cyl	Standard Cargo Van, CA Emissions; Undercar Right; exc. Cutaway & Stripped Chassis	50421	-
2005-03	6.0L	V8 Cyl	Standard Passenger Van, CA Emissions; Undercar Front; exc. Cutaway & Stripped Chassis	-	70957
2005-03	6.0L	V8 Cyl	Standard Passenger Van, CA Emissions; Undercar Right; exc. Cutaway & Stripped Chassis	50421	-
2005-03	6.0L	V8 Cyl	Undercar Rear	-	70857
2002-01	5.7L	V8 Cyl	Undercar Left; Over 8500 lbs. GVW	50416	70857
2002-01	5.7L	V8 Cyl	Undercar Right; Over 8500 lbs. GVW	50417	70857
2002-00	4.3L	V6 Cyl	Undercar	50350	85346
2002-00	5.7L	V8 Cyl	Undercar; Under 8500 lbs. GVW	50369	82725
2002-96	5.0L	V8 Cyl	CA Emissions; Undercar	50350	85346
2002-96	5.0L	V8 Cyl	Federal Emissions; Undercar	50253	85356
2002-96	6.5L	V8 Cyl	Turbocharged, DIESEL, Undercar	50401	-
2000-96	5.7L	V8 Cyl	Undercar Left; Over 8500 lbs. GVW	50347	89516
2000-96	5.7L	V8 Cyl	Undercar Right; Over 8500 lbs. GVW	50348	89516
1999-96	4.3L	V6 Cyl	Undercar; Over 8500 lbs. GVW	50337	70857
1999-96	4.3L	V6 Cyl	Undercar; Under 8500 lbs. GVW	50253	85356
1999-96	5.7L	V8 Cyl	135.0 WB, Undercar Right; Under 8500 lbs. GVW	50318	83166
1999-96	5.7L	V8 Cyl	Undercar Left; Dual Converter System	50319	83716
1996	6.5L	V8 Cyl	Undercar Right; Over 8500 lbs. GVW	50348	89516

### EXPRESS 3500

2013-08	4.8L	V8 Cyl	Undercar Left; Cutaway & Stripped Chassis Only	50439	-
2013-08	6.0L	V8 Cyl	Undercar Left; Cutaway & Stripped Chassis Only	50439	-
2013-05	4.8L	V8 Cyl	Cutaway Van, Undercar Right; 63" OAL; Cutaway & Stripped Chassis Only	50400	-
2013-05	4.8L	V8 Cyl	Cutaway Van, Undercar Right; 69" OAL; Cutaway & Stripped Chassis Only	50425	-
2013-03	6.0L	V8 Cyl	Cutaway Van, Undercar Right; 63" OAL; Cutaway & Stripped Chassis Only	50400	-
2013-03	6.0L	V8 Cyl	Cutaway Van, Undercar Right; 69" OAL; Cutaway & Stripped Chassis Only	50425	-
2011-10	4.8L	V8 Cyl	Front Left	-	70855
2011-10	4.8L	V8 Cyl	Front Right	-	70855
2011-10	4.8L	V8 Cyl	Undercar	-	71279
2011-10	4.8L	V8 Cyl	Undercar; Y-Pipe Unit; exc. Cutaway & Stripped Chassis	50502	-

Year

Liters

Cyl

Comments

Direct Fit #

Universal #

**CHEVROLET (Con't)**

**EXPRESS 3500 (Cont'd)**

2011-10	6.0L	V8 Cyl	Front Left	-	70855
2011-10	6.0L	V8 Cyl	Front Right	-	70855
2011-10	6.0L	V8 Cyl	Undercar	-	71279
2011-10	6.0L	V8 Cyl	Undercar; Y-Pipe Unit; exc. Cutaway & Stripped Chassis	50502	-
2010-08	6.6L	V8 Cyl	6 VIN, 139.0 WB, Cutaway Van, Diesel Particulate Filter; OE# 25784982; Federal Emissions.	649006	-
2010-06	4.8L	V8 Cyl	CA Emissions; Undercar Left	50466	-
2010-06	4.8L	V8 Cyl	Extended Cargo Van, CA Emissions; Undercar Left	50466	-
2010-06	4.8L	V8 Cyl	Extended Cargo Van, CA Emissions; Undercar Right; exc. Cutaway & Stripped Chassis	50467	-
2010-06	4.8L	V8 Cyl	Standard Cargo Van, CA Emissions; Undercar Left	50466	-
2010-06	4.8L	V8 Cyl	Standard Cargo Van, CA Emissions; Undercar Right; exc. Cutaway & Stripped Chassis	50467	-
2010-06	6.0L	V8 Cyl	Extended Cargo Van, CA Emissions; Undercar Left	50466	-
2010-06	6.0L	V8 Cyl	Extended Cargo Van, CA Emissions; Undercar Right; exc. Cutaway & Stripped Chassis	50467	-
2010-06	6.0L	V8 Cyl	Extended Passenger Van, CA Emissions; Undercar Left	50466	-
2010-06	6.0L	V8 Cyl	Extended Passenger Van, CA Emissions; Undercar Right; exc. Cutaway & Stripped Chassis	50467	-
2010-06	6.0L	V8 Cyl	Standard Cargo Van, CA Emissions; Undercar Left	50466	-
2010-06	6.0L	V8 Cyl	Standard Cargo Van, CA Emissions; Undercar Right; exc. Cutaway & Stripped Chassis	50467	-
2010-06	6.0L	V8 Cyl	Standard Passenger Van, CA Emissions; Undercar Left	50466	-
2010-06	6.0L	V8 Cyl	Standard Passenger Van, CA Emissions; Undercar Right; exc. Cutaway & Stripped Chassis	50467	-
2007-05	4.8L	V8 Cyl	Cutaway Van, Undercar Left	-	70957
2007-05	4.8L	V8 Cyl	Cutaway Van, Undercar Left; Cutaway & Stripped Chassis Only	50399	-
2007-05	4.8L	V8 Cyl	Cutaway Van, Undercar Right	-	70857 70957
2007-05	4.8L	V8 Cyl	Undercar Rear	-	70857
2007-03	6.0L	V8 Cyl	Cutaway Van, Undercar Left	-	89517
2007-03	6.0L	V8 Cyl	Cutaway Van, Undercar Left; Cutaway & Stripped Chassis Only	50399	-
2007-03	6.0L	V8 Cyl	Cutaway Van, Undercar Right	-	70857 89517
2007-03	6.0L	V8 Cyl	Undercar Rear	-	70857
2005-03	6.0L	V8 Cyl	Extended Cargo Van, CA Emissions; Undercar Front	-	70957
2005-03	6.0L	V8 Cyl	Extended Cargo Van, CA Emissions; Undercar Left	50420	-
2005-03	6.0L	V8 Cyl	Extended Cargo Van, CA Emissions; Undercar Right; exc. Cutaway & Stripped Chassis	50421	-
2005-03	6.0L	V8 Cyl	Extended Passenger Van, CA Emissions; Undercar Front	-	70957
2005-03	6.0L	V8 Cyl	Extended Passenger Van, CA Emissions; Undercar Left	50420	-
2005-03	6.0L	V8 Cyl	Extended Passenger Van, CA Emissions; Undercar Right; exc. Cutaway & Stripped Chassis	50421	-
2005-03	6.0L	V8 Cyl	Standard Cargo Van, CA Emissions; Undercar Front	-	70957
2005-03	6.0L	V8 Cyl	Standard Cargo Van, CA Emissions; Undercar Left	50420	-
2005-03	6.0L	V8 Cyl	Standard Cargo Van, CA Emissions; Undercar Right; exc. Cutaway & Stripped Chassis	50421	-
2005-03	6.0L	V8 Cyl	Standard Passenger Van, CA Emissions; Undercar Front	-	70957
2005-03	6.0L	V8 Cyl	Standard Passenger Van, CA Emissions; Undercar Left	50420	-

**APPLICATIONS**



Year

Liters

Cyl

Comments

Direct Fit #

Universal #

## CHEVROLET (Con't)

### EXPRESS 3500 (Cont'd)

2005-03	6.0L	V8 Cyl	Standard Passenger Van, CA Emissions; Undercar Right; exc. Cutaway & Stripped Chassis	50421	-
2005	4.8L	V8 Cyl	Extended Cargo Van, CA Emissions; Undercar Front	-	70957
2005	4.8L	V8 Cyl	Extended Cargo Van, CA Emissions; Undercar Front; exc. Cutaway & Stripped Chassis	-	70957
2005	4.8L	V8 Cyl	Extended Cargo Van, CA Emissions; Undercar Left	50420	-
2005	4.8L	V8 Cyl	Extended Cargo Van, CA Emissions; Undercar Right; exc. Cutaway & Stripped Chassis	50421	-
2005	4.8L	V8 Cyl	Extended Passenger Van, CA Emissions; Undercar Front	-	70957
2005	4.8L	V8 Cyl	Extended Passenger Van, CA Emissions; Undercar Front; exc. Cutaway & Stripped Chassis	-	70957
2005	4.8L	V8 Cyl	Extended Passenger Van, CA Emissions; Undercar Left	50420	-
2005	4.8L	V8 Cyl	Extended Passenger Van, CA Emissions; Undercar Right; exc. Cutaway & Stripped Chassis	50421	-
2005	4.8L	V8 Cyl	Standard Cargo Van, CA Emissions; Undercar Front	-	70957
2005	4.8L	V8 Cyl	Standard Cargo Van, CA Emissions; Undercar Front; exc. Cutaway & Stripped Chassis	-	70957
2005	4.8L	V8 Cyl	Standard Cargo Van, CA Emissions; Undercar Left	50420	-
2005	4.8L	V8 Cyl	Standard Cargo Van, CA Emissions; Undercar Right; exc. Cutaway & Stripped Chassis	50421	-
2005	4.8L	V8 Cyl	Standard Passenger Van, CA Emissions; Undercar Front	-	70957
2005	4.8L	V8 Cyl	Standard Passenger Van, CA Emissions; Undercar Front; exc. Cutaway & Stripped Chassis	-	70957
2005	4.8L	V8 Cyl	Standard Passenger Van, CA Emissions; Undercar Left	50420	-
2005	4.8L	V8 Cyl	Standard Passenger Van, CA Emissions; Undercar Right; exc. Cutaway & Stripped Chassis	50421	-
2002-01	5.7L	V8 Cyl	Undercar Left; Over 8500 lbs. GVW	50416	70857
2002-01	5.7L	V8 Cyl	Undercar Right; Over 8500 lbs. GVW	50417	-
2002-00	5.7L	V8 Cyl	Undercar; Under 8500 lbs. GVW	50369	82725
2002-96	6.5L	V8 Cyl	Turbocharged, DIESEL, Undercar	50401	-
2000-99	5.7L	V8 Cyl	Cutaway Van, Left	50461	-
2000-96	5.7L	V8 Cyl	Undercar Left; Over 8500 lbs. GVW	50347	89516
2000-96	5.7L	V8 Cyl	Undercar Right; Over 8500 lbs. GVW	50348	89516
1999-96	5.7L	V8 Cyl	135.0 WB, Undercar Left; Under 8500 lbs. GVW	50319	83175
1999-96	5.7L	V8 Cyl	135.0 WB, Undercar Right; Under 8500 lbs. GVW	50318	83175

### G10

1995	4.3L	V6 Cyl	Undercar; 3" Outlet	-	70534
1995	4.3L	V6 Cyl	Undercar; Y-Pipe; 3" Outlet	50295	-
1995	5.0L	V8 Cyl	110.0 WB, Undercar; 3" Outlet	-	70534
1995	5.0L	V8 Cyl	110.0 WB, Undercar; Y-Pipe; 3" Outlet	50295	-
1995	5.0L	V8 Cyl	125.0 WB, Undercar; 3" Outlet	-	70534
1995	5.0L	V8 Cyl	125.0 WB, Undercar; Y-Pipe; 3" Outlet	50295	-
1994-87	5.0L	V8 Cyl	Undercar; 2 1/2" System	50010	70318
1994	4.3L	V6 Cyl	Undercar	50010	70318
1993-91	5.7L	V8 Cyl	Undercar Front; Under 8500 lbs. GVW	-	70531
1993-91	5.7L	V8 Cyl	Undercar Front; Under 8500 lbs. GVW; 27" OAL	50009	-
1993-87	5.7L	V8 Cyl	Undercar; Over 8500 lbs. GVW	50298	70857

APPLICATIONS

Year

Liters

Cyl

Comments

Direct Fit #

Universal #

**CHEVROLET (Con't)**

**G10 (Cont'd)**

1993-87	5.7L	V8 Cyl	Undercar Rear; Under 8500 lbs. GVW	-	70330
1993-87	5.7L	V8 Cyl	Undercar Rear; Under 8500 lbs. GVW ; 16" OAL	50175	-
1992-91	4.3L	V6 Cyl	Undercar	50010	70318
1989-87	5.7L	V8 Cyl	Undercar Front; Under 8500 lbs. GVW	-	70531
1989-87	5.7L	V8 Cyl	Undercar Front; Under 8500 lbs. GVW; 27" OAL	50009	-
1988-85	4.3L	V6 Cyl	Undercar	50010	70318
1986-77	5.0L	V8 Cyl	Undercar	50010	70318
1986-75	5.7L	V8 Cyl	Undercar	50010	70318
1984-75	4.1L	L6 Cyl	Undercar	50010	70318

**G20**

1995-87	5.7L	V8 Cyl	Undercar; Over 8500 lbs. GVW	50298	70857
1995-87	5.7L	V8 Cyl	Undercar Front; Under 8500 lbs. GVW	-	70531
1995-87	5.7L	V8 Cyl	Undercar Front; Under 8500 lbs. GVW; 27" OAL	50009	-
1995-87	5.7L	V8 Cyl	Undercar Rear; Under 8500 lbs. GVW	-	70330
1995-87	5.7L	V8 Cyl	Undercar Rear; Under 8500 lbs. GVW ; 16" OAL	50175	-
1995	4.3L	V6 Cyl	Undercar; 3" Outlet	-	70534
1995	4.3L	V6 Cyl	Undercar; Y-Pipe; 3" Outlet	50295	-
1995	5.0L	V8 Cyl	110.0 WB, Undercar; 3" Outlet	-	70534
1995	5.0L	V8 Cyl	110.0 WB, Undercar; Y-Pipe; 3" Outlet	50295	-
1995	5.0L	V8 Cyl	125.0 WB, Undercar; 3" Outlet	-	70534
1995	5.0L	V8 Cyl	125.0 WB, Undercar; Y-Pipe; 3" Outlet	50295	-
1995	5.7L	V8 Cyl	110.0 WB, Undercar; 3" Outlet	-	70534
1995	5.7L	V8 Cyl	110.0 WB, Undercar; Y-Pipe; 3" Outlet	50295	-
1995	5.7L	V8 Cyl	125.0 WB, Undercar; 3" Outlet	-	70534
1995	5.7L	V8 Cyl	125.0 WB, Undercar; Y-Pipe; 3" Outlet	50295	-
1994-87	5.0L	V8 Cyl	Undercar; 2 1/2" System	50010	70318
1994-85	4.3L	V6 Cyl	Undercar	50010	70318
1986-77	5.0L	V8 Cyl	Undercar	50010	70318
1986-75	5.7L	V8 Cyl	Undercar	50010	70318

**G30**

1996	5.7L	V8 Cyl	Undercar Left; Over 8500 lbs. GVW	50347	89516
1996	5.7L	V8 Cyl	Undercar Right; Over 8500 lbs. GVW	50348	89516
1995-87	5.7L	V8 Cyl	Undercar; Over 8500 lbs. GVW	50298	70857
1995	5.7L	V8 Cyl	125.0 WB, Undercar; 3" Outlet	-	70534
1995	5.7L	V8 Cyl	125.0 WB, Undercar; Y-Pipe; 3" Outlet	50295	-
1993-87	5.7L	V8 Cyl	Undercar; 2 1/2" System	50010	70318
1986-75	5.7L	V8 Cyl	Undercar	50010	70318

**HHR**

2011-08	2.2L	L4 Cyl	Automatic, Undercar	50459	-
2007-06	2.2L	L4 Cyl	Automatic, Undercar	50374	99774
2007-06	2.4L	L4 Cyl	Automatic, Undercar	50374	99774

APPLICATIONS

Year

Liters

Cyl

Comments

Direct Fit #

Universal #

## CHEVROLET (Con't)

### IMPALA

2016-14	3.6L	V6 Cyl	PZEV Emissions; Undercar	50551	-
2016-14	3.6L	V6 Cyl	Undercar Rear	-	71278
2016-14	3.6L	V6 Cyl	PZEV Emissions; Firewall Side	50550	-
2016-14	3.6L	V6 Cyl	PZEV Emissions; Radiator Side	50549	-
2013-12	3.6L	V6 Cyl	exc. PZEV Emissions; Undercar Rear	50542	-
2013-12	3.6L	V6 Cyl	Firewall Side; Precat	50504	-
2013-12	3.6L	V6 Cyl	Front Left	-	99214
2013-12	3.6L	V6 Cyl	Radiator Side; Precat	50503	-
2013-12	3.6L	V6 Cyl	Undercar	-	99214
2011-09	3.5L	V6 Cyl	CA Emissions; Undercar	50518	-
2011-09	3.5L	V6 Cyl	Federal Emissions; Undercar	50419	-
2011-09	3.5L	V6 Cyl	Undercar	-	99176
2011-09	3.9L	V6 Cyl	Undercar	50518	-
2009-06	5.3L	V8 Cyl	SS, Undercar	50531	-
2008-06	3.5L	V6 Cyl	Undercar	50419	99176
2008-06	3.9L	V6 Cyl	Undercar	50419	99176
2005-00	3.4L	V6 Cyl	Undercar	50322	99175
2005-00	3.8L	V6 Cyl	Undercar	50321	99176
1996-94	5.7L	V8 Cyl	Undercar Left	50217	83165
1996-94	5.7L	V8 Cyl	Undercar Right	50216	83165
1985-84	5.0L	V8 Cyl	H VIN, Undercar	50110	70421
1985-83	5.7L	V8 Cyl	Undercar; exc. Police Package	50178	70421
1985	4.3L	V6 Cyl	Undercar	50113	70421
1984-83	3.8L	V6 Cyl	9 VIN, Undercar	50110	70421
1984-83	3.8L	V6 Cyl	Undercar	-	70317
1984-83	3.8L	V6 Cyl	Undercar; Curved Converter	50019	-
1984-81	3.8L	V6 Cyl	A VIN, Undercar; Straight Converter	50109	-
1984	3.8L	V6 Cyl	A VIN, Undercar	-	70317 70421
1983	3.8L	V6 Cyl	A VIN, Undercar	50016	70317 70421
1983	5.0L	V8 Cyl	Undercar	50016	70421
1982-81	3.8L	V6 Cyl	A VIN, Undercar	50016	70421
1982-81	3.8L	V6 Cyl	K VIN, Undercar	50016	70421
1982-81	4.4L	V8 Cyl	Undercar	-	70317 70421
1982-81	4.4L	V8 Cyl	Undercar; Curved Converter	50019	-
1982-81	4.4L	V8 Cyl	Undercar; Straight Converter	50016	-
1982-81	5.0L	V8 Cyl	Undercar	50016	70318 70421
1982-81	5.0L	V8 Cyl	Undercar; 20" OAL	50020	-
1982-80	3.8L	V6 Cyl	Undercar	-	70317 70421
1982-80	3.8L	V6 Cyl	Undercar; Curved Converter; 22 1/4" OAL	50016	-
1982-80	3.8L	V6 Cyl	Undercar; Straight Converter; 20 1/4" OAL	50020	-

Year

Liters

Cyl

Comments

Direct Fit #

Universal #

**CHEVROLET (Con't)**

**IMPALA (Cont'd)**

1980-78	5.0L	V8 Cyl	Undercar	50005	70318
1980-77	5.7L	V8 Cyl	Undercar	50005	70318
1980	3.8L	V6 Cyl	A VIN, Undercar	-	70318
1980	3.8L	V6 Cyl	A VIN, Undercar; Curved Converter	50005	-
1979-77	4.1L	L6 Cyl	Undercar	50005	70318
1976-75	5.7L	V8 Cyl	Undercar	50008	70318
1976-75	7.4L	V8 Cyl	Undercar	50008	70318

**IMPALA LIMITED**

2016-14	3.6L	V6 Cyl	Firewall Side; Precat	50504	-
2016-14	3.6L	V6 Cyl	Radiator Side; Precat	50503	-

**K5 BLAZER**

1986-77	5.0L	V8 Cyl	Undercar	50010	70318
1986-75	5.7L	V8 Cyl	Undercar	50010	70318
1982-75	4.1L	L6 Cyl	Undercar	50010	70318

**K10**

1986-85	4.3L	V6 Cyl	4WD, Undercar	50010	70318
1986	5.0L	V8 Cyl	4WD, Undercar	50010	70318
1986	5.7L	V8 Cyl	4WD, Undercar	50010	70318
1984-75	4.1L	L6 Cyl	4WD, Undercar	50010	70318

**K10 SUBURBAN**

1986	5.0L	V8 Cyl	4WD, Undercar	50010	70318
1986	5.7L	V8 Cyl	4WD, Undercar	50010	70318
1980-75	4.1L	L6 Cyl	4WD, Undercar	50010	70318

**K20**

1986-83	5.7L	V8 Cyl	4WD, Undercar	50010	70318
1985	4.3L	V6 Cyl	4WD, Undercar	50010	70318
1985	5.0L	V8 Cyl	4WD, Undercar	50010	70318

**K20 SUBURBAN**

1986-85	5.0L	V8 Cyl	4WD, Undercar	50010	70318
1986-83	5.7L	V8 Cyl	4WD, Undercar	50010	70318
1985	7.4L	V8 Cyl	4WD, Undercar	50010	70318

**K1500**

1999-96	5.0L	V8 Cyl	4WD, Undercar; Under 8500 lbs. GVW	50275	85287
1999-96	5.7L	V8 Cyl	4WD, Undercar; Dual Converter Y-Pipe; Under 8500 lbs. GVW	50239	-
1999-96	5.7L	V8 Cyl	4WD, Undercar; Under 8500 lbs. GVW	-	83164
1998-96	4.3L	V6 Cyl	4WD, Undercar; Single Converter System	50275	85287
1998-96	5.7L	V8 Cyl	4WD, Undercar; Single Converter System; Under 8500 lbs. GVW	50275	85287
1995-94	4.3L	V6 Cyl	4WD, Undercar	50238	85287
1995-94	5.0L	V8 Cyl	4WD, Undercar	-	70531
1995-94	5.0L	V8 Cyl	4WD, Undercar; Y-Pipe	50238	-

APPLICATIONS

Year

Liters

Cyl

Comments

Direct Fit #

Universal #

## CHEVROLET (Con't)

### K1500 (Cont'd)

1995-94	5.7L	V8 Cyl	4WD, Undercar	-	70531
1995-94	5.7L	V8 Cyl	4WD, Undercar; Y-Pipe	50238	-
1995-88	5.0L	V8 Cyl	4WD, Undercar Front; 3" Dual Converter System	50009	70330
1995-88	5.0L	V8 Cyl	4WD, Undercar Rear; 3" Dual Converter System	50175	70330
1995-88	5.7L	V8 Cyl	4WD, Undercar Rear; 3" System; Under 8500 lbs. GVW	50175	70330
1995	5.0L	V8 Cyl	4WD, Undercar Front; 3" System; Under 8500 lbs. GVW	50009	70531
1994-88	5.7L	V8 Cyl	4WD, Undercar Front; 3" System; Under 8500 lbs. GVW	50009	70531
1993-88	5.7L	V8 Cyl	4WD, Undercar	-	70330
1993-88	5.7L	V8 Cyl	4WD, Undercar; Converter w/o Y-Pipe	50244	-
1993-88	5.7L	V8 Cyl	4WD, Undercar; Over 8500 lbs. GVW	50298	70857
1993	4.3L	V6 Cyl	4WD, Undercar	50244	70330
1992-88	5.0L	V8 Cyl	4WD, Undercar; 2 1/2" System	50244	70330
1991-88	4.3L	V6 Cyl	4WD, Undercar	50244	70330
1991	4.3L	V6 Cyl	4WD, Undercar Front; 3" System; Under 8500 lbs. GVW	50009	70531
1991	5.0L	V8 Cyl	4WD, Undercar Front; 3" System; Under 8500 lbs. GVW	50009	70531
1991	6.2L	V8 Cyl	4WD, Undercar Front; 3" System; Under 8500 lbs. GVW	50009	70531

### K1500 SUBURBAN

1999-96	5.7L	V8 Cyl	4WD, Undercar; Dual Converter Y-Pipe; Under 8500 lbs. GVW	50239	-
1999-96	5.7L	V8 Cyl	4WD, Undercar; Under 8500 lbs. GVW	-	83164
1998-96	5.7L	V8 Cyl	4WD, Undercar; Single Converter System; Under 8500 lbs. GVW	50275	85287
1995-94	5.7L	V8 Cyl	4WD, Undercar	-	70531
1995-94	5.7L	V8 Cyl	4WD, Undercar; Y-Pipe	50238	-
1995-92	5.7L	V8 Cyl	4WD, Undercar Front; 3" System; Under 8500 lbs. GVW	50009	70531
1995-92	5.7L	V8 Cyl	4WD, Undercar Rear; 3" System; Under 8500 lbs. GVW	50175	70330
1993-92	5.7L	V8 Cyl	4WD, Undercar; Over 8500 lbs. GVW	50298	70857
1992	5.7L	V8 Cyl	4WD, Undercar	-	70330
1992	5.7L	V8 Cyl	4WD, Undercar; Converter w/o Y-Pipe	50244	-

### K2500

2000-99	5.7L	V8 Cyl	4WD, Undercar; Under 8500 lbs. GVW	50239	83704
2000-96	5.7L	V8 Cyl	4WD, Undercar Front; Over 8500 lbs. GVW	50296	85285
2000-96	5.7L	V8 Cyl	131.5 WB, 4WD, Undercar Front; Over 8500 lbs. GVW	50296	70529
2000-96	5.7L	V8 Cyl	131.5 WB, 4WD, Undercar Rear; 8600-10000 lbs. GVW	50367	-
2000-96	5.7L	V8 Cyl	131.5 WB, 4WD, Undercar Rear; Over 8500 lbs. GVW	-	89517
2000-96	5.7L	V8 Cyl	141.5 WB, 4WD, Undercar Rear; 8600-10000 lbs. GVW	50368	-
2000-96	5.7L	V8 Cyl	141.5 WB, 4WD, Undercar Rear; Over 8500 lbs. GVW	-	89517
2000-96	5.7L	V8 Cyl	155.5 WB, 4WD, Undercar Rear; 8600-10000 lbs. GVW	50343	-
2000-96	5.7L	V8 Cyl	155.5 WB, 4WD, Undercar Rear; Over 8500 lbs. GVW	-	89516
2000-96	7.4L	V8 Cyl	4WD, Undercar Front; 15000 lbs. GVW	50454	-
2000-96	7.4L	V8 Cyl	131.5 WB, 4WD, Undercar Rear; 8600-10000 lbs. GVW	50367	-
2000-96	7.4L	V8 Cyl	131.5 WB, 4WD, Undercar Rear; Over 8500 lbs. GVW	-	89517
2000-96	7.4L	V8 Cyl	141.5 WB, 4WD, Undercar Rear; 8600-10000 lbs. GVW	50368	-
2000-96	7.4L	V8 Cyl	141.5 WB, 4WD, Undercar Rear; Over 8500 lbs. GVW	-	89517

Year

Liters

Cyl

Comments

Direct Fit #

Universal #

**CHEVROLET (Con't)**

**K2500 (Cont'd)**

2000-96	7.4L	V8 Cyl	155.5 WB, 4WD, Undercar Rear; 8600-10000 lbs. GVW	50343	-
2000-96	7.4L	V8 Cyl	155.5 WB, 4WD, Undercar Rear; Over 8500 lbs. GVW	-	89517
1998-96	5.7L	V8 Cyl	4WD, Undercar; Over 8500 lbs. GVW	50275	83176
1998	5.0L	V8 Cyl	4WD, Undercar; Single Converter System; Under 8500 lbs. GVW	50275	-
1998	5.0L	V8 Cyl	4WD, Undercar; Under 8500 lbs. GVW	50239	83176 83704
1997-96	5.7L	V8 Cyl	4WD, Undercar; Under 8500 lbs. GVW	50239	83704
1995-94	4.3L	V6 Cyl	4WD, Undercar	50238	70531
1995-94	5.0L	V8 Cyl	4WD, Undercar	-	70531
1995-94	5.0L	V8 Cyl	4WD, Undercar; Y-Pipe	50238	-
1995-94	5.7L	V8 Cyl	4WD, Undercar	-	70531
1995-94	5.7L	V8 Cyl	4WD, Undercar; Y-Pipe	50238	-
1995-91	7.4L	V8 Cyl	4WD, Undercar; Over 8500 lbs. GVW	50298	-
1995-88	5.0L	V8 Cyl	4WD, Undercar Front; 3" System	50009	70531
1995-88	5.0L	V8 Cyl	4WD, Undercar Rear; 3" System	50175	70330
1995-88	5.7L	V8 Cyl	4WD, Undercar; Over 8500 lbs. GVW	50298	70857
1995-88	5.7L	V8 Cyl	4WD, Undercar Rear; 3" System; Under 8500 lbs. GVW	50175	70330
1995	5.7L	V8 Cyl	4WD, Undercar Front; 3" System; Under 8500 lbs. GVW	50009	70531
1993-88	4.3L	V6 Cyl	4WD, Undercar; 2 1/2" Inlet & Outlet	-	70330
1993-88	4.3L	V6 Cyl	4WD, Undercar; 27" OAL; 2 1/2" Inlet & Outlet	50244	-
1993-88	5.7L	V8 Cyl	4WD, Undercar Front; 3" System; Under 8500 lbs. GVW	50009	70531
1992-88	5.0L	V8 Cyl	4WD, Undercar; 2 1/2" System; Under 8500 lbs. GVW	50244	70330

**K2500 SUBURBAN**

1999-96	5.7L	V8 Cyl	4WD, Undercar; Under 8500 lbs. GVW	50239	83704
1999-96	5.7L	V8 Cyl	4WD, Undercar Front; Over 8500 lbs. GVW	50296	85285
1999-96	5.7L	V8 Cyl	131.5 WB, 4WD, Undercar Front; Over 8500 lbs. GVW	50296	70529
1999-96	7.4L	V8 Cyl	4WD, Undercar Front; 15000 lbs. GVW	50454	-
1999-96	7.4L	V8 Cyl	131.5 WB, 4WD, Undercar Rear; 8600-10000 lbs. GVW	50367	-
1999-96	7.4L	V8 Cyl	131.5 WB, 4WD, Undercar Rear; Over 8500 lbs. GVW	-	89517
1995-94	5.7L	V8 Cyl	4WD, Undercar	-	70531
1995-94	5.7L	V8 Cyl	4WD, Undercar; Y-Pipe	50238	-
1995-92	5.7L	V8 Cyl	4WD, Undercar; Over 8500 lbs. GVW	50298	70857
1995-92	5.7L	V8 Cyl	4WD, Undercar Rear; 3" System; Under 8500 lbs. GVW	50175	70330
1994	5.7L	V8 Cyl	4WD, Undercar Front; 3" System; Under 8500 lbs. GVW	50009	70531

**K3500**

2000-99	5.7L	V8 Cyl	141.5 WB, 4WD, Undercar Rear; 8600-10000 lbs. GVW	50368	-
2000-99	5.7L	V8 Cyl	141.5 WB, 4WD, Undercar Rear; Over 8500 lbs. GVW	-	89517
2000-99	7.4L	V8 Cyl	141.5 WB, 4WD, Undercar Rear; 8600-10000 lbs. GVW	50368	-
2000-99	7.4L	V8 Cyl	141.5 WB, 4WD, Undercar Rear; Over 8500 lbs. GVW	-	89517
2000-96	5.7L	V8 Cyl	4WD, Undercar Front	50296	85285
2000-96	5.7L	V8 Cyl	155.5 WB, 4WD, Undercar Rear; 8600-10000 lbs. GVW	50343	-
2000-96	5.7L	V8 Cyl	155.5 WB, 4WD, Undercar Rear; Over 8500 lbs. GVW	-	89516

APPLICATIONS

Year

Liters

Cyl

Comments

Direct Fit #

Universal #

## CHEVROLET (Con't)

### K3500 (Cont'd)

2000-96	7.4L	V8 Cyl	4WD, Undercar Front; 15000 lbs. GVW	50454	-
2000-96	7.4L	V8 Cyl	131.5 WB, 4WD, Undercar Rear; 8600-10000 lbs. GVW	50367	-
2000-96	7.4L	V8 Cyl	131.5 WB, 4WD, Undercar Rear; Over 8500 lbs. GVW	-	89517
2000-96	7.4L	V8 Cyl	159.5 WB, 4WD, Undercar Rear; 15000 lbs. GVW	50455	-
1997-93	7.4L	V8 Cyl	4WD, Undercar; Over 8500 lbs. GVW	50298	89517
1995-93	5.7L	V8 Cyl	4WD, Undercar; Under 8500 lbs. GVW	50009	70531
1995-93	7.4L	V8 Cyl	4WD, Undercar; Under 8500 lbs. GVW	50009	70531
1992-88	5.7L	V8 Cyl	4WD, Undercar; Over 8500 lbs. GVW	50298	70857
1992-88	7.4L	V8 Cyl	4WD, Undercar; Over 8500 lbs. GVW	50298	70857

### LLV

1993-87	2.5L	L4 Cyl	Undercar	50020	70317
---------	------	--------	----------	-------	-------

### LUMINA

2001-97	3.1L	V6 Cyl	Undercar	50306	99175
1999-98	3.8L	V6 Cyl	Undercar	50339	-
1999-98	3.8L	V6 Cyl	Undercar Front	-	99175
1999-98	3.8L	V6 Cyl	Undercar Rear	-	83805
1997-96	3.4L	V6 Cyl	Undercar	50287	-
1996-95	3.1L	V6 Cyl	Undercar	50281	82664
1995-91	3.4L	V6 Cyl	Undercar	50250	70318
1994	3.1L	V6 Cyl	Undercar; w/o O2 Ports	50281	70247
1993	3.1L	V6 Cyl	Undercar	50304	70316
1992-90	2.5L	L4 Cyl	Undercar	50153	70316
1992-90	3.1L	V6 Cyl	Undercar	50260	70316

### LUMINA APV

1996	3.4L	V6 Cyl	Undercar	50235	83706
1995-93	3.1L	V6 Cyl	Undercar	50226 50227	70316
1995-93	3.8L	V6 Cyl	Undercar	50229	70317
1992-90	3.1L	V6 Cyl	Undercar	50196	70318
1992	3.8L	V6 Cyl	Undercar	50228	70318

### LUV

1981-75	1.8L	L4 Cyl	Undercar	50160	70316
---------	------	--------	----------	-------	-------

### MALIBU

2012-11	2.4L	L4 Cyl	Front Precat	50493	-
2012-11	2.4L	L4 Cyl	Undercar Rear	50494	70318
2012-08	3.6L	V6 Cyl	Firewall Side	50427	-
2012-08	3.6L	V6 Cyl	Radiator Side; Precat	50426	-
2012-08	3.6L	V6 Cyl	Undercar Rear	50476	-
2010-08	2.4L	L4 Cyl	6 SPD, Front Precat	50493	-
2010-08	2.4L	L4 Cyl	6 SPD, Undercar Rear	50494	70318
2010-08	2.4L	L4 Cyl	4 SPD, Automatic, exc. PZEV Emissions; Front	50434	-

APPLICATIONS

Year

Liters

Cyl

Comments

Direct Fit #

Universal #

**CHEVROLET (Con't)**

**MALIBU (Cont'd)**

2010-08	2.4L	L4 Cyl	LS, PZEV Emissions; Front; exc. Hybrid	50501	-
2010-08	2.4L	L4 Cyl	LT, PZEV Emissions; Front; exc. Hybrid	50501	-
2010-08	2.4L	L4 Cyl	LTZ, PZEV Emissions; Front; exc. Hybrid	50501	-
2010-08	2.4L	L4 Cyl	PZEV Emissions; Front; exc. Hybrid	50501	-
2010-08	3.5L	V6 Cyl	Front Left	50474	-
2010-08	3.5L	V6 Cyl	Front Right	50475	-
2010-08	3.5L	V6 Cyl	Undercar Rear	50476	-
2008-04	2.2L	L4 Cyl	Front	50434	-
2008	3.5L	V6 Cyl	Classic LS, Front Right	50490	-
2008	3.5L	V6 Cyl	Classic LT, Front Right	50490	-
2007-06	3.9L	V6 Cyl	Firewall Side	50490	-
2007	3.5L	V6 Cyl	Firewall Side	50490	-
2006-05	3.5L	V6 Cyl	Firewall Side	50448	-
2006-05	3.5L	V6 Cyl	Radiator Side; Precat	50447	-
2004	3.5L	V6 Cyl	Firewall Side; Precat	50393	-
2004	3.5L	V6 Cyl	Radiator Side; Precat	50392	-
2004	3.5L	V6 Cyl	Undercar Front	-	83804
2004	3.5L	V6 Cyl	Undercar Rear	-	83804
2003-97	3.1L	V6 Cyl	Undercar	50335	99774
1999	2.4L	L4 Cyl	Undercar	50289	82724
1998-97	2.4L	L4 Cyl	Undercar	50264	82154
1983-81	3.8L	V6 Cyl	A VIN, Undercar	50016	70421
1983	3.8L	V6 Cyl	Undercar	50110	70421
1983	5.0L	V8 Cyl	H VIN, Undercar	50110	70421
1982-81	3.8L	V6 Cyl	Undercar	50016	70421
1982-81	4.4L	V8 Cyl	Undercar	50016	70421
1982-81	5.0L	V8 Cyl	Undercar	50016	70421
1980-79	5.0L	V8 Cyl	Undercar	50005	70318
1980-78	5.7L	V8 Cyl	Undercar	50005	70318
1980	3.8L	V6 Cyl	Naturally Aspirated, Undercar	-	70317
1980	3.8L	V6 Cyl	Naturally Aspirated, Undercar; Straight Converter	50020	-
1980	3.8L	V6 Cyl	Undercar	-	70421
1980	3.8L	V6 Cyl	Undercar; Curved Converter	50016	-
1980	4.4L	V8 Cyl	Undercar	50005	70318
1979-78	3.3L	V6 Cyl	Undercar	50016	70421
1979-78	3.8L	V6 Cyl	Undercar	50016	70421
1979	4.4L	V8 Cyl	Undercar	50016	70421
1978	5.0L	V8 Cyl	Undercar	50016	70421
1977-76	5.0L	V8 Cyl	Undercar	50008	70530
1977-75	4.1L	L6 Cyl	Undercar	50008	70530
1977-75	5.7L	V8 Cyl	Undercar	50008	70530
1976-75	6.6L	V8 Cyl	Undercar	50008	70530
1975	7.4L	V8 Cyl	Undercar	50008	70530

APPLICATIONS



Year

Liters

Cyl

Comments

Direct Fit #

Universal #

## CHEVROLET (Con't)

### METRO

2001-98	1.3L	L4 Cyl	CA Emissions; Undercar	50359	83804
2001-98	1.3L	L4 Cyl	Federal Emissions; Undercar	50305	83164
2001-98	1.3L	L4 Cyl	CA Emissions; Front	50406	-
2000-98	1.0L	L3 Cyl	Undercar	-	83704
2000-98	1.0L	L3 Cyl	Undercar	50252	-

### MONTE CARLO

2007-06	3.5L	V6 Cyl	Undercar	50419	99176
2007-06	5.3L	V8 Cyl	Undercar	50531	-
2006	3.9L	V6 Cyl	Undercar	50419	99176
2005-00	3.4L	V6 Cyl	Undercar	50322	99175
2005-00	3.8L	V6 Cyl	Undercar	50321	99176
1999-98	3.8L	V6 Cyl	Undercar	50339	-
1999-98	3.8L	V6 Cyl	Undercar Front	-	99175
1999-98	3.8L	V6 Cyl	Undercar Rear	-	83805
1999-97	3.1L	V6 Cyl	Undercar	50306	99175
1997-96	3.4L	V6 Cyl	DOHC, Z34, Undercar Front	-	83175
1997-96	3.4L	V6 Cyl	Undercar Rear	-	83805
1997	3.4L	V6 Cyl	Undercar	50375	-
1997	3.4L	V6 Cyl	Undercar Front	-	83175
1996-95	3.1L	V6 Cyl	Undercar	50281	82724
1996	3.4L	V6 Cyl	Z34, Undercar	50291	-
1995	3.4L	V6 Cyl	Undercar	50250	70318
1988-85	4.3L	V6 Cyl	Undercar	50113	70421
1988-84	5.0L	V8 Cyl	G VIN, SS, Undercar	50106	70421
1988-83	5.0L	V8 Cyl	H VIN, Undercar	50110	70421
1984-83	3.8L	V6 Cyl	Undercar; Straight Converter	50110	-
1984-81	3.8L	V6 Cyl	Undercar	-	70421
1984	3.8L	V6 Cyl	A VIN, Undercar	50109	70421
1983-81	3.8L	V6 Cyl	Undercar; Curved Converter	50016	-
1983-81	3.8L	V6 Cyl	Undercar; w/o Air Tube	50016	70316
1982-81	4.4L	V8 Cyl	Undercar; w Air Tube	50016	70421
1982-81	5.0L	V8 Cyl	Undercar; w Air Tube	50016	70421
1981	3.8L	V6 Cyl	Turbocharged, Undercar	50109	70317
1980	3.8L	V6 Cyl	A VIN, Undercar	50005	70317
1980	3.8L	V6 Cyl	K VIN, Undercar	50020	70317
1980	4.4L	V8 Cyl	Undercar	50005	70317
1979-78	3.3L	V6 Cyl	Undercar	50016	70317
1979-78	3.8L	V6 Cyl	Undercar	50016	70317
1979	5.0L	V8 Cyl	Undercar	50005	70317
1978	5.0L	V8 Cyl	Undercar	50016	70317
1977-76	5.0L	V8 Cyl	Undercar	50008	70318
1977-75	5.7L	V8 Cyl	Undercar	50008	70318

APPLICATIONS

Year

Liters

Cyl

Comments

Direct Fit #

Universal #

**CHEVROLET (Con't)**

**MONTE CARLO (Cont'd)**

1976-75	6.6L	V8 Cyl	Undercar	50008	70318
---------	------	--------	----------	-------	-------

**MONZA**

1980-78	2.5L	L4 Cyl	Undercar; w/o Air Tube	50014	70317
1980-78	3.8L	V6 Cyl	Undercar; w/o Air Tube	50014	70317
1979-78	3.2L	V6 Cyl	Undercar; w/o Air Tube	50014	70317
1979-76	5.0L	V8 Cyl	Undercar; w/o Air Tube	50014	70317
1976	4.3L	V8 Cyl	Undercar; w/o Air Tube	50014	70317

**NOVA**

1988-85	1.6L	L4 Cyl	Undercar; w/o Air Tube	40011	70316
1988-85	1.6L	L4 Cyl	Undercar; w Air Tube	40008	70421
1979-76	5.0L	V8 Cyl	Undercar	50012	70317
1979-75	5.7L	V8 Cyl	Undercar	50012	70317
1979	4.1L	L6 Cyl	Undercar	50005	70318

**P10**

1979	5.0L	V8 Cyl	Undercar; 3" Exhaust System; Under 12000 lbs. GVW	50298	-
1979	5.0L	V8 Cyl	Undercar; 3" System; Under 12000 lbs. GVW	-	89516
1978-77	5.7L	V8 Cyl	Undercar; 3" Exhaust System; Under 12000 lbs. GVW	50298	-
1978-77	5.7L	V8 Cyl	Undercar; 3" System; Under 12000 lbs. GVW	-	89516
1977	6.6L	V8 Cyl	Undercar; 3" Exhaust System; Under 12000 lbs. GVW	50298	-
1977	6.6L	V8 Cyl	Undercar; 3" System; Under 12000 lbs. GVW	-	89516
1975	5.7L	V8 Cyl	Undercar; 3" Exhaust System; Under 12000 lbs. GVW	50298	-
1975	5.7L	V8 Cyl	Undercar; 3" System; Under 12000 lbs. GVW	-	89516

**P20**

1989-82	5.7L	V8 Cyl	Undercar; 3" Exhaust System; Under 12000 lbs. GVW	50298	-
1989-82	5.7L	V8 Cyl	Undercar; 3" System; Under 12000 lbs. GVW	-	89516
1980-75	5.7L	V8 Cyl	Undercar; 3" Exhaust System; Under 12000 lbs. GVW	50298	-
1980-75	5.7L	V8 Cyl	Undercar; 3" System; Under 12000 lbs. GVW	-	89516

**P30**

1999-97	5.7L	V8 Cyl	Undercar; Dual Converter System	50405	89517
1999-75	5.7L	V8 Cyl	Undercar; 3" Single Converter System	50298	89516
1999-75	7.4L	V8 Cyl	Undercar; 3" Single Converter System	50298	89516
1994	4.3L	V6 Cyl	Undercar; 3" Single Converter System	50298	89516
1985	4.8L	L6 Cyl	Undercar; 3" Single Converter System	50298	89516
1981	5.7L	V8 Cyl	Undercar; 3" Exhaust System; Under 12000 lbs. GVW	50298	-
1981	5.7L	V8 Cyl	Undercar; 3" System; Under 12000 lbs. GVW	-	89516
1976	6.6L	V8 Cyl	Undercar; 3" Single Converter System	50298	89516

**PRIZM**

2002-98	1.8L	L4 Cyl	Undercar	40243	82724
---------	------	--------	----------	-------	-------

**R10**

1987	4.3L	V6 Cyl	RWD, Undercar	50010	70318
------	------	--------	---------------	-------	-------

APPLICATIONS

Year

Liters

Cyl

Comments

Direct Fit #

Universal #

## CHEVROLET (Con't)

### R10 (Cont'd)

1987	5.0L	V8 Cyl	RWD, Undercar	50244	70330
1987	5.7L	V8 Cyl	RWD, Undercar; Over 8500 lbs. GVW	50298	-
1987	5.7L	V8 Cyl	RWD, Undercar; Under 8500 lbs. GVW	50009	70531

### R10 SUBURBAN

1988-87	5.7L	V8 Cyl	RWD, Undercar; Over 8500 lbs. GVW	50298	-
1988-87	5.7L	V8 Cyl	RWD, Undercar; Under 8500 lbs. GVW	50009	70531
1987	5.0L	V8 Cyl	RWD, Undercar	50244	70330

### R20

1988-87	5.7L	V8 Cyl	RWD, Undercar; Over 8500 lbs. GVW	50298	-
1988-87	5.7L	V8 Cyl	RWD, Undercar; Under 8500 lbs. GVW	50009	70531
1988-87	7.4L	V8 Cyl	RWD, Undercar	50298	70957
1987	4.3L	V6 Cyl	RWD, Undercar	50010	70318
1987	5.0L	V8 Cyl	RWD, Undercar	50244	70330

### R20 SUBURBAN

1988-87	5.7L	V8 Cyl	RWD, Undercar; Over 8500 lbs. GVW	50298	-
1988-87	5.7L	V8 Cyl	RWD, Undercar; Under 8500 lbs. GVW	50009	70531
1988-87	7.4L	V8 Cyl	RWD, Undercar	50298	70957

### R30

1988-87	5.7L	V8 Cyl	RWD, Undercar; Over 8500 lbs. GVW	50298	-
1988-87	5.7L	V8 Cyl	RWD, Undercar; Under 8500 lbs. GVW	50009	70531
1988-87	7.4L	V8 Cyl	RWD, Undercar	50298	70957

### R1500 SUBURBAN

1991-89	5.7L	V8 Cyl	RWD, Undercar; Over 8500 lbs. GVW	50298	-
1991-89	5.7L	V8 Cyl	RWD, Undercar; Under 8500 lbs. GVW	50009	70531

### R2500

1989	5.7L	V8 Cyl	RWD, Undercar; Over 8500 lbs. GVW	50298	-
1989	5.7L	V8 Cyl	RWD, Undercar; Under 8500 lbs. GVW	50009	70531
1989	7.4L	V8 Cyl	RWD, Undercar	50298	70957

### R2500 SUBURBAN

1991-89	5.7L	V8 Cyl	RWD, Undercar; Over 8500 lbs. GVW	50298	-
1991-89	5.7L	V8 Cyl	RWD, Undercar; Under 8500 lbs. GVW	50009	70531
1989	7.4L	V8 Cyl	RWD, Undercar	50298	70957

### R3500

1991-89	5.7L	V8 Cyl	RWD, Undercar; Over 8500 lbs. GVW	50298	-
1991-89	5.7L	V8 Cyl	RWD, Undercar; Under 8500 lbs. GVW	50009	70531
1989	7.4L	V8 Cyl	RWD, Undercar	50298	70957

### S10

2004-01	4.3L	V6 Cyl	4 DR, 4WD, CA Emissions; Undercar	50376	-
2004-01	4.3L	V6 Cyl	4 DR, 4WD, Undercar Front	-	82464
2004-01	4.3L	V6 Cyl	4WD, Undercar Rear	-	83166

APPLICATIONS

Year

Liters

Cyl

Comments

Direct Fit #

Universal #

**CHEVROLET (Con't)**

**S10 (Cont'd)**

2003-01	4.3L	V6 Cyl	RWD, Automatic, Undercar	-	83176
2003-01	4.3L	V6 Cyl	RWD, Automatic, Undercar; Dual Converter System	50395	-
2003-01	4.3L	V6 Cyl	RWD, Automatic, Undercar; Single Converter System	50271	-
2003-01	4.3L	V6 Cyl	RWD, Automatic, Undercar Front	-	82465
2003-01	4.3L	V6 Cyl	RWD, Undercar Rear	-	83166
2003-00	4.3L	V6 Cyl	Extended Cab Pickup, 4WD, Automatic, CA Emissions; Undercar	50331	-
2003-00	4.3L	V6 Cyl	Extended Cab Pickup, 4WD, Automatic, CA Emissions; Undercar Front	-	82725
2003-00	4.3L	V6 Cyl	Standard Cab Pickup, 4WD, Automatic, CA Emissions; Undercar	50331	-
2003-00	4.3L	V6 Cyl	Standard Cab Pickup, 4WD, Automatic, CA Emissions; Undercar Front	-	82725
2003-96	2.2L	L4 Cyl	RWD, Undercar Rear	50273	99174
2000	4.3L	V6 Cyl	Extended Cab Pickup, 4WD, Federal Emissions; Undercar	50530	-
1999-98	4.3L	V6 Cyl	4WD, CA Emissions; Undercar Front	-	82725
1999-98	4.3L	V6 Cyl	4WD, Undercar; 31" OAL	50334	-
1999-98	4.3L	V6 Cyl	CA Emissions; Undercar Front	50361	-
1999-98	4.3L	V6 Cyl	FWD, Undercar	-	83166
1999-98	4.3L	V6 Cyl	FWD, Undercar; 31" OAL	50334	-
1999-98	4.3L	V6 Cyl	RWD, CA Emissions; Undercar Front	-	82725
1999-98	4.3L	V6 Cyl	RWD, Undercar; 31" OAL	50334	-
1999-96	4.3L	V6 Cyl	4WD, Undercar	-	83166 85286
1999-96	4.3L	V6 Cyl	4WD, Undercar; 21" OAL	50310	-
1999-96	4.3L	V6 Cyl	4WD, Undercar; 25" OAL	50256	-
1999-96	4.3L	V6 Cyl	RWD, Undercar	-	83166 85286
1999-96	4.3L	V6 Cyl	RWD, Undercar; 21" OAL	50310	-
1999-96	4.3L	V6 Cyl	RWD, Undercar; 25" OAL	50256	-
1995-94	2.2L	L4 Cyl	4WD, Undercar	50215	70316
1995-94	2.2L	L4 Cyl	RWD, Undercar	50215	70316
1995	4.3L	V6 Cyl	Extended Cab Pickup, 4WD, Undercar	50308	70318
1995	4.3L	V6 Cyl	RWD, Undercar	50247	70318
1994-92	4.3L	V6 Cyl	4WD, Undercar; 17 1/2" OAL	50259	-
1994-88	4.3L	V6 Cyl	4WD, Undercar	-	70318
1994-88	4.3L	V6 Cyl	4WD, Undercar; 21" OAL	50165	-
1994	4.3L	V6 Cyl	W VIN, RWD, Undercar	50259	70318
1993-85	2.5L	L4 Cyl	4WD, Undercar	50020	70317
1993-85	2.5L	L4 Cyl	RWD, Undercar	50020	70317
1992-90	2.8L	V6 Cyl	4WD, Undercar	-	70318
1992-90	2.8L	V6 Cyl	RWD, Undercar	-	70318
1992-88	2.8L	V6 Cyl	4WD, Undercar; 21" OAL	50165	-
1992-88	2.8L	V6 Cyl	RWD, Undercar; 21" OAL	50165	-
1989-88	2.8L	V6 Cyl	4WD, Undercar	50165	70318
1989-88	2.8L	V6 Cyl	RWD, Undercar	50165	70318
1987-83	2.8L	V6 Cyl	4WD, Undercar	50020	70317
1987-82	2.8L	V6 Cyl	RWD, Undercar	50020	70317

**APPLICATIONS**

Year

Liters

Cyl

Comments

Direct Fit #

Universal #

## CHEVROLET (Con't)

### S10 (Cont'd)

1985-83	1.9L	L4 Cyl	4WD, Undercar	50020	70317
1985-82	1.9L	L4 Cyl	RWD, Undercar	50020	70317

### S10 BLAZER

1994-92	4.3L	V6 Cyl	W VIN, RWD, Undercar	50259	70318
1994-92	4.3L	V6 Cyl	Z VIN, Undercar	50165	70318
1991-88	4.3L	V6 Cyl	Undercar	50165	70318
1989-88	2.8L	V6 Cyl	Undercar	50165	70318
1988-85	2.5L	L4 Cyl	Undercar	50020	70317
1987-83	2.8L	V6 Cyl	Undercar	50020	70317
1984-83	1.9L	L4 Cyl	Undercar	50020	70317
1984-83	2.0L	L4 Cyl	Undercar	50020	70317

### SILVERADO 1500

2013-11	6.0L	V8 Cyl	Hybrid, CA Emissions; Undercar	50473	-
2013-09	4.3L	V6 Cyl	CA Emissions; Undercar	50473	-
2013-09	4.8L	V8 Cyl	CA Emissions; Undercar	50473	-
2013-09	5.3L	V8 Cyl	CA Emissions; Undercar	50473	-
2010-09	6.0L	V8 Cyl	Hybrid, Undercar	50450	93165
2010-09	6.2L	V8 Cyl	Federal Emissions; Undercar	50453	-
2010-09	6.2L	V8 Cyl	Undercar	-	99516
2010	6.0L	V8 Cyl	CA Emissions; Undercar	50473	-
2009	6.0L	V8 Cyl	GAS, CA Emissions; Undercar	50473	-
2008-07	4.3L	V6 Cyl	Undercar	50450	93165
2008-07	4.8L	V8 Cyl	Undercar	50450	93165
2008-07	5.3L	V8 Cyl	Undercar	50450	93165
2008-07	6.0L	V8 Cyl	Undercar	50450	93165
2006	4.3L	V6 Cyl	LS, Undercar	50372	-
2006	4.8L	V8 Cyl	LS, Undercar	50372	-
2006	4.8L	V8 Cyl	LT, Undercar	50372	-
2006	5.3L	V8 Cyl	Hybrid, Undercar	50372	83166
2006	5.3L	V8 Cyl	LS, Undercar	50372	-
2006	5.3L	V8 Cyl	LT, Undercar	50372	-
2006	5.3L	V8 Cyl	RWD, Undercar	50372	83166
2005-99	4.3L	V6 Cyl	Undercar	50366	83166
2005-99	4.8L	V8 Cyl	Undercar	50366	83166
2005-99	5.3L	V8 Cyl	Undercar	50366	83166
2002-00	5.3L	V8 Cyl	4WD, Undercar	-	83166
2002-00	5.3L	V8 Cyl	RWD, Undercar	-	83166

### SILVERADO 1500 CLASSIC

2007	4.3L	V6 Cyl	Undercar	50372	83166
2007	4.8L	V8 Cyl	Undercar	50372	83166
2007	5.3L	V8 Cyl	Undercar	50372	83166

APPLICATIONS

Year

Liters

Cyl

Comments

Direct Fit #

Universal #

**CHEVROLET (Con't)**

**SILVERADO 1500 HD**

2006-05	6.0L	V8 Cyl	Undercar Right	50436	70857
2003-02	6.0L	V8 Cyl	Undercar Right	50436	70857
2002	6.0L	V8 Cyl	Federal Emissions; Undercar Left	50435	70857
2001	6.0L	V8 Cyl	Undercar Left	50435	70857

**SILVERADO 2500**

2004	6.0L	V8 Cyl	153.0 WB, CA Emissions; Undercar Rear	50436	70857
2002-01	6.0L	V8 Cyl	Federal Emissions; Undercar Left	50435	70857
2000-99	5.3L	V8 Cyl	Base, Undercar	-	83166
2000-99	5.3L	V8 Cyl	LS, Undercar	-	83166
2000-99	5.3L	V8 Cyl	LT, Undercar	-	83166
2000-99	5.3L	V8 Cyl	Undercar	50366	-
2000-99	6.0L	V8 Cyl	78.0 Bed Length, Undercar Right	50534	-

**SILVERADO 2500 HD**

2013-11	6.0L	V8 Cyl	Crew Cab Pickup, Undercar	50486	-
2013-11	6.0L	V8 Cyl	Extended Cab Pickup, Undercar	50486	-
2013-11	6.0L	V8 Cyl	Front Left	-	70857
2013-11	6.0L	V8 Cyl	Front Right	-	70857
2013-11	6.0L	V8 Cyl	Standard Cab Pickup, Undercar	50486	-
2010	6.0L	V8 Cyl	Undercar	50500	-
2009-07	6.0L	V8 Cyl	Undercar	50500	70857
2009-07	6.6L	V8 Cyl	78.7 Bed Length, Crew Cab Pickup, Diesel Particulate Filter; OE# 15876232	649004	-
2006-03	6.0L	V8 Cyl	CA Emissions; Undercar Left	50423	70857
2006-03	6.0L	V8 Cyl	CA Emissions; Undercar Right	50424	70857
2006-03	8.1L	V8 Cyl	CA Emissions; Undercar Right	50424	70857
2006-01	6.0L	V8 Cyl	133.0 WB, Federal Emissions; Undercar Right	50529	-
2006-01	6.0L	V8 Cyl	143.5 WB, Federal Emissions; Undercar Right	50432	70857
2006-01	8.1L	V8 Cyl	133.0 WB, Federal Emissions; Undercar Right	50529	-
2006-01	8.1L	V8 Cyl	143.5 WB, Federal Emissions; Undercar Right	50432	70857
2005	6.0L	V8 Cyl	153.0 WB, CA Emissions; Undercar Rear	50436	70857
2002-01	8.1L	V8 Cyl	Federal Emissions; Undercar Left	50431	70857

**SILVERADO 2500 HD CLASSIC**

2007	6.0L	V8 Cyl	133.0 WB, LS, Federal Emissions; Undercar Right	50529	-
2007	6.0L	V8 Cyl	133.0 WB, LT, Federal Emissions; Undercar Right	50529	-
2007	6.0L	V8 Cyl	133.0 WB, WT, Federal Emissions; Undercar Right	50529	-
2007	6.0L	V8 Cyl	Undercar	50500	-
2007	8.1L	V8 Cyl	133.0 WB, LS, Federal Emissions; Undercar Right	50529	-
2007	8.1L	V8 Cyl	133.0 WB, LT, Federal Emissions; Undercar Right	50529	-
2007	8.1L	V8 Cyl	133.0 WB, WT, Federal Emissions; Undercar Right	50529	-
2007	8.1L	V8 Cyl	Undercar	50500	-

**SILVERADO 3500**

2006-04	6.0L	V8 Cyl	133.0 WB, Federal Emissions, Undercar Right; exc. HD Series and Cab-Chassis Models	50529	-
---------	------	--------	--	-------	---

APPLICATIONS

Year

Liters

Cyl

Comments

Direct Fit #

Universal #

## CHEVROLET (Con't)

### SILVERADO 3500 (Cont'd)

2006-04	8.1L	V8 Cyl	133.0 WB, Federal Emissions, Undercar Right; exc. HD Series and Cab-Chassis Models	50529	-
2006-03	6.0L	V8 Cyl	CA Emissions; Undercar Left	50423	70857
2006-03	6.0L	V8 Cyl	CA Emissions; Undercar Right	50424	70857
2006-03	8.1L	V8 Cyl	CA Emissions; Undercar Left	50423	70857
2006-03	8.1L	V8 Cyl	CA Emissions; Undercar Right	50424	70857

### SILVERADO 3500 CLASSIC

2007	6.0L	V8 Cyl	133.0 WB, Cab & Chassis, LS, Federal Emissions; OE System is completely welded. Additional sizing, bushings, cutting ma be required.	50529	-
2007	6.0L	V8 Cyl	133.0 WB, Cab & Chassis, LT, Federal Emissions; OE System is completely welded. Additional sizing, bushings, cutting ma be required.	50529	-
2007	6.0L	V8 Cyl	133.0 WB, Cab & Chassis, WT, Federal Emissions; OE System is completely welded. Additional sizing, bushings, cutting ma be required.	50529	-
2007	6.0L	V8 Cyl	Undercar	50500	-
2007	8.1L	V8 Cyl	133.0 WB, Cab & Chassis, LS, Federal Emissions; OE System is completely welded. Additional sizing, bushings, cutting ma be required.	50529	-
2007	8.1L	V8 Cyl	133.0 WB, Cab & Chassis, LT, Federal Emissions; OE System is completely welded. Additional sizing, bushings, cutting ma be required.	50529	-
2007	8.1L	V8 Cyl	133.0 WB, Cab & Chassis, WT, Federal Emissions; OE System is completely welded. Additional sizing, bushings, cutting ma be required.	50529	-
2007	8.1L	V8 Cyl	Undercar	50500	-

### SILVERADO 3500 HD

2013-11	6.0L	V8 Cyl	Crew Cab Pickup, Undercar	50486	-
2013-11	6.0L	V8 Cyl	Extended Cab Pickup, Undercar	50486	-
2013-11	6.0L	V8 Cyl	Standard Cab Pickup, Undercar	50486	-
2013-11	6.0L	V8 Cyl	Undercar Front	-	70857
2010-07	6.0L	V8 Cyl	Undercar	50500	-
2009-07	6.0L	V8 Cyl	Undercar Front	-	70857

### SONIC

2017-12	1.8L	L4 Cyl	Front	50511	-
2016-13	1.8L	L4 Cyl	exc. PZEV Emissions; Undercar Rear	50545	-
2016-13	1.8L	L4 Cyl	Undercar Rear	-	70248
2016-12	1.4L	L4 Cyl	Undercar Rear	50545	70248

### SPECTRUM

1988-87	1.5L	L4 Cyl	Turbocharged, Undercar	50150	70317
1988-85	1.5L	L4 Cyl	Naturally Aspirated, Undercar	50160	70317

### SPRINT

1988-87	1.0L	L3 Cyl	Turbocharged, Undercar	40174	70419
1988-85	1.0L	L3 Cyl	Naturally Aspirated, Undercar	50184	70419

### SSR

2004-03	5.3L	V8 Cyl	Undercar	50381	83425
---------	------	--------	----------	-------	-------

### SUBURBAN 1500

2014-09	5.3L	V8 Cyl	4WD, CA Emissions; Undercar	50473	-
2008-07	5.3L	V8 Cyl	4WD, Undercar	50450	93165

APPLICATIONS

Year

Liters

Cyl

Comments

Direct Fit #

Universal #

**CHEVROLET (Con't)**

**SUBURBAN 1500 (Cont'd)**

2008-07	5.3L	V8 Cyl	RWD, Undercar	50450	93165
2008-07	6.0L	V8 Cyl	4WD, Undercar	50450	93165
2008-07	6.0L	V8 Cyl	RWD, Undercar	50450	93165
2006-00	5.3L	V8 Cyl	4WD, Undercar	-	83166
2006-00	5.3L	V8 Cyl	RWD, Undercar	-	83166
2006	5.3L	V8 Cyl	Undercar	50366	-
2005-00	5.3L	V8 Cyl	Undercar	50366	83166

**SUBURBAN 2500**

2002-01	6.0L	V8 Cyl	RWD, CA Emissions; Undercar Right	50543	-
2002	8.1L	V8 Cyl	4WD, Federal Emissions; Undercar Left	50435	70857
2002	8.1L	V8 Cyl	RWD, Federal Emissions; Undercar Left	50435	70857
2001	6.0L	V8 Cyl	4WD, Undercar Left	50435	70857
2001	6.0L	V8 Cyl	RWD, Undercar Left	50435	70857
2000	6.0L	V8 Cyl	Undercar Right	50539	-

**TAHOE**

2014-09	5.3L	V8 Cyl	CA Emissions; Undercar	50473	-
2009-08	6.0L	V8 Cyl	Hybrid, Undercar	50450	93165
2009-08	6.2L	V8 Cyl	Federal Emissions; Undercar	50453	-
2009-08	6.2L	V8 Cyl	Undercar	-	99516
2009	4.8L	V8 Cyl	CA Emissions; Undercar	50473	-
2008-07	4.8L	V8 Cyl	Undercar	50450	93165
2008-07	5.3L	V8 Cyl	Undercar	50450	93165
2006	4.8L	V8 Cyl	Undercar	50366	83166
2006	5.3L	V8 Cyl	Undercar	50366	83166
2005-00	4.8L	V8 Cyl	exc. ULEV Emissions; Undercar	50366	83166
2005-00	5.3L	V8 Cyl	exc. ULEV Emissions; Undercar	50366	83166
2000-96	5.7L	V8 Cyl	Undercar; Dual Converter Y-Pipe; Under 8500 lbs. GVW	50239	-
2000-96	5.7L	V8 Cyl	Undercar; Under 8500 lbs. GVW	-	83704
1995	5.7L	V8 Cyl	Undercar	50238	70531

**TRACKER**

2004-02	2.5L	V6 Cyl	Undercar Rear	50409	83175
2004-01	2.5L	V6 Cyl	Undercar Left	-	82365
2004-01	2.5L	V6 Cyl	Undercar Right	-	82365
2004-01	2.5L	V6 Cyl	Left	50403	-
2004-01	2.5L	V6 Cyl	Right	50404	-
2003-99	2.0L	L4 Cyl	CA Emissions; Front Precat	50354	-
2003-99	2.0L	L4 Cyl	CA Emissions; Undercar Front	-	83804
2003-99	2.0L	L4 Cyl	Undercar Rear	40350	83174
2002-99	1.6L	L4 Cyl	CA Emissions; Front Precat	50354	-
2002-99	1.6L	L4 Cyl	CA Emissions; Undercar Front	-	83804
2002-98	1.6L	L4 Cyl	Undercar Rear	40350	83164
2001	2.5L	V6 Cyl	Undercar Rear	50409	-

APPLICATIONS



Year

Liters

Cyl

Comments

Direct Fit #

Universal #

APPLICATIONS

## CHEVROLET (Con't)

### TRAILBLAZER

2009-08	4.2L	L6 Cyl	113.0 WB, Undercar	50484	70249
2009-06	6.0L	V8 Cyl	113.0 WB, Undercar	-	93166
2009-06	6.0L	V8 Cyl	113.0 WB, Undercar	50469	-
2008-06	5.3L	V8 Cyl	113.0 WB, Undercar	-	93166
2008-06	5.3L	V8 Cyl	113.0 WB, Undercar	50469	-
2007-06	4.2L	L6 Cyl	113.0 WB, Undercar	50483	99776
2005-02	4.2L	L6 Cyl	113.0 WB, LS, Undercar	50365	93166
2005-02	4.2L	L6 Cyl	113.0 WB, LT, Undercar	50365	93166
2003-02	4.2L	L6 Cyl	113.0 WB, LTZ, Undercar	50365	93166

### TRAILBLAZER EXT

2005-02	4.2L	L6 Cyl	Undercar	50407	-
2005	5.3L	V8 Cyl	Undercar	50505	-
2004-03	5.3L	V8 Cyl	Undercar	50414	-

### TRAVERSE

2015-12	3.6L	V6 Cyl	Undercar Rear	50477	-
2015-09	3.6L	V6 Cyl	Firewall Side	50457	-
2015-09	3.6L	V6 Cyl	Radiator Side; Precat	50456	-
2011-09	3.6L	V6 Cyl	Undercar Rear	50477	70259

### UPLANDER

2008-07	3.9L	V6 Cyl	Undercar	50523	-
2006-05	3.5L	V6 Cyl	FWD, Undercar	50437	-

### V10

1987	4.3L	V6 Cyl	4WD, Undercar	50010	70318
1987	5.0L	V8 Cyl	4WD, Undercar	50244	70330
1987	5.7L	V8 Cyl	4WD, Undercar; Over 8500 lbs. GVW	50298	70957
1987	5.7L	V8 Cyl	4WD, Undercar; Under 8500 lbs. GVW	50009	70531

### V10 SUBURBAN

1988-87	5.7L	V8 Cyl	4WD, Undercar; Over 8500 lbs. GVW	50298	70957
1988-87	5.7L	V8 Cyl	4WD, Undercar; Under 8500 lbs. GVW	50009	70531

### V20

1987	5.7L	V8 Cyl	4WD, Undercar; Over 8500 lbs. GVW	50298	70957
1987	5.7L	V8 Cyl	4WD, Undercar; Under 8500 lbs. GVW	50009	70531

### V20 SUBURBAN

1988-87	5.7L	V8 Cyl	4WD, Undercar; Over 8500 lbs. GVW	50298	70957
1988-87	5.7L	V8 Cyl	4WD, Undercar; Under 8500 lbs. GVW	50009	70531
1988-87	7.4L	V8 Cyl	4WD, Undercar	50298	70957

### V30

1988-87	5.7L	V8 Cyl	4WD, Undercar; Over 8500 lbs. GVW	50298	70957
1988-87	5.7L	V8 Cyl	4WD, Undercar; Under 8500 lbs. GVW	50009	70531
1988-87	7.4L	V8 Cyl	4WD, Undercar	50298	70957

Year

Liters

Cyl

Comments

Direct Fit #

Universal #

**CHEVROLET (Con't)**

**V1500 SUBURBAN**

1991-89	5.7L	V8 Cyl	4WD, Undercar; Over 8500 lbs. GVW	50298	70957
1991-89	5.7L	V8 Cyl	4WD, Undercar; Under 8500 lbs. GVW	50009	70531

**V2500 SUBURBAN**

1991-89	5.7L	V8 Cyl	4WD, Undercar; Over 8500 lbs. GVW	50298	70957
1991-89	5.7L	V8 Cyl	4WD, Undercar; Under 8500 lbs. GVW	50009	70531

**V3500**

1991-89	5.7L	V8 Cyl	4WD, Undercar; Over 8500 lbs. GVW	50298	70957
1991-89	5.7L	V8 Cyl	4WD, Undercar; Under 8500 lbs. GVW	50009	70531
1989	7.4L	V8 Cyl	4WD, Undercar	50298	70957

**VEGA**

1976	2.0L	L4 Cyl	Undercar	50014	70317
------	------	--------	----------	-------	-------

**VENTURE**

2005-02	3.4L	V6 Cyl	FWD, Undercar	50357	99175
2001	3.4L	V6 Cyl	Undercar	50330	83164
2000-97	3.4L	V6 Cyl	Undercar	50301	82724

**CHRYSLER**

**200**

2014-11	2.4L	L4 Cyl	Undercar	20411	-
2014-11	3.6L	V6 Cyl	Firewall Side	20443	-
2014-11	3.6L	V6 Cyl	Radiator Side	20442	-

**300**

2012-11	3.6L	V6 Cyl	Undercar Left	20455	-
2012-11	3.6L	V6 Cyl	Undercar Right	20454	-
2010-08	2.7L	V6 Cyl	Undercar Left	20370	-
2010-08	2.7L	V6 Cyl	Undercar Right	20371	-
2010-08	3.5L	V6 Cyl	Undercar Left	20370	-
2010-08	3.5L	V6 Cyl	Undercar Right	20371	-
2007-05	2.7L	V6 Cyl	Undercar Left	20370	83425
2007-05	2.7L	V6 Cyl	Undercar Right	20371	83425
2007-05	3.5L	V6 Cyl	Undercar Left	20370	83425
2007-05	3.5L	V6 Cyl	Undercar Right	20371	83425
2007-05	5.7L	V8 Cyl	RWD, C, Undercar Left	20386	-
2007-05	5.7L	V8 Cyl	RWD, C, Undercar Right	20387	-

**300M**

2004-99	3.5L	V6 Cyl	Undercar Left	20315	82465
2004-99	3.5L	V6 Cyl	Undercar Right	20407	82775

**CIRRUS**

2000-96	2.5L	V6 Cyl	Firewall Side; Precat	20397	-
2000-95	2.5L	V6 Cyl	Undercar	20322	83165
2000	2.0L	L4 Cyl	Undercar	20322	83165

APPLICATIONS

Year

Liters

Cyl

Comments

Direct Fit #

Universal #

## CHRYSLER (Con't)

### CIRRUS (Cont'd)

2000	2.4L	L4 Cyl	Undercar	20322	83165
1997-95	2.4L	L4 Cyl	Undercar	20322	83165

### CONCORDE

2004-03	2.7L	V6 Cyl	Undercar Right	20381	82465
2004-02	3.5L	V6 Cyl	Undercar Left	20315	82725
2004-02	3.5L	V6 Cyl	Undercar Right	20448	-
2004-98	2.7L	V6 Cyl	Undercar Left	20315	82725
2002-98	2.7L	V6 Cyl	Undercar Right	20316	82725
2001-98	3.2L	V6 Cyl	Undercar Left	20315	82725
2001-98	3.2L	V6 Cyl	Undercar Right	20448	-
1997-93	3.5L	V6 Cyl	Undercar Left	20299	82724
1997-93	3.5L	V6 Cyl	Undercar Rear	20305	85346
1997-93	3.5L	V6 Cyl	Undercar Right	20298	82724
1996-93	3.3L	V6 Cyl	Firewall Side; 3 Bolt Front Flange	20330	-
1996-93	3.3L	V6 Cyl	Front Left	-	82725
1996-93	3.3L	V6 Cyl	Radiator Side; 3 Bolt Front Flange	20329	-
1996-93	3.3L	V6 Cyl	Undercar Left	-	82724
1996-93	3.3L	V6 Cyl	Undercar Left; 2 Bolt Front Flange	20331	-
1996-93	3.3L	V6 Cyl	Undercar Rear	20279	85346
1996-93	3.3L	V6 Cyl	Undercar Right	-	82724 83164
1996-93	3.3L	V6 Cyl	Undercar Right; 2 Bolt Front Flange	20332	-

### CONQUEST

1989-87	2.6L	L4 Cyl	Undercar Front	-	83165
---------	------	--------	----------------	---	-------

### CORDOBA

1983-82	3.7L	L6 Cyl	Undercar; w Air Tube	20008	70317
1983-81	5.2L	V8 Cyl	Undercar; w Air Tube	20120	70421
1983-79	5.2L	V8 Cyl	Undercar Front	-	82725
1981	3.7L	L6 Cyl	Undercar; w/o Air Tube	-	70316
1980-75	5.2L	V8 Cyl	Undercar; w/o Air Tube	-	70317
1980	3.7L	L6 Cyl	Undercar; w/o Air Tube	-	70317
1980	3.7L	L6 Cyl	Undercar; w/o Air Tube; 43.5" OAL	20008	-
1980	5.2L	V8 Cyl	CA Emissions; Undercar	-	70421
1979-75	5.9L	V8 Cyl	Undercar; w/o Air Tube	-	70317
1978-75	6.6L	V8 Cyl	Undercar; w/o Air Tube	-	70317

### CROSSFIRE

2008-04	3.2L	V6 Cyl	Undercar Left	20400	-
2008-04	3.2L	V6 Cyl	Undercar Right	20401	-

### FIFTH AVENUE

1989-83	5.2L	V8 Cyl	Undercar Rear	20120	70421
1989-83	5.2L	V8 Cyl	Undercar Rear; w Air Tube	20120	70421

APPLICATIONS

Year

Liters

Cyl

Comments

Direct Fit #

Universal #

**CHRYSLER (Con't)**

**FIFTH AVENUE (Cont'd)**

1983	3.7L	L6 Cyl	Undercar Rear; w/o Air Tube	20008	70317
------	------	--------	-----------------------------	-------	-------

**IMPERIAL**

1993-92	3.8L	V6 Cyl	Undercar	20270	70421
1991-90	3.3L	V6 Cyl	Undercar	20252	70318

**LASER**

1986-84	2.2L	L4 Cyl	Turbocharged, Undercar	-	70317
1986	2.2L	L4 Cyl	Naturally Aspirated, Undercar Front	20124	70419
1986	2.5L	L4 Cyl	Naturally Aspirated, Undercar Front	20124	70419
1984	2.2L	L4 Cyl	Naturally Aspirated, Undercar Front	20124	70419

**LEBARON**

1995-92	3.0L	V6 Cyl	2 DR, Convertible, Undercar	20287	70318
1994-92	3.0L	V6 Cyl	4 DR, Undercar	20287	70318
1993-92	3.0L	V6 Cyl	2 DR, Coupe, Undercar	20287	70318
1993-86	2.5L	L4 Cyl	Naturally Aspirated, Undercar	20124	70419
1991-90	3.0L	V6 Cyl	2 DR, Convertible, Undercar	-	70421
1991-90	3.0L	V6 Cyl	2 DR, Convertible, Undercar; Clamp-on Type	20271	-
1991-90	3.0L	V6 Cyl	2 DR, Coupe, Undercar	-	70421
1991-90	3.0L	V6 Cyl	2 DR, Coupe, Undercar; Clamp-on Type	20271	-
1991-89	2.5L	L4 Cyl	Turbocharged, Undercar	20250	70318
1990-87	2.2L	L4 Cyl	Turbocharged, Undercar	20250	70318
1989-86	2.2L	L4 Cyl	Naturally Aspirated, Undercar	10140	70423
1985-84	2.2L	L4 Cyl	Turbocharged, Undercar	20128	70317
1984	2.2L	L4 Cyl	Naturally Aspirated, Undercar Front	20124	70419
1981-79	3.7L	L6 Cyl	Undercar; w/o Air Tube	20008	70317
1981	5.2L	V8 Cyl	4 DR, Undercar	20120	70421
1980	5.2L	V8 Cyl	2 DR, Coupe, Undercar	-	70317
1980	5.2L	V8 Cyl	4 DR, Undercar; w/o Air Tube	-	70421
1980	5.2L	V8 Cyl	4 DR, Undercar; w Air Tube	-	70421
1979	5.2L	V8 Cyl	Undercar; w/o Air Tube	-	70421
1979	5.9L	V8 Cyl	Undercar; w/o Air Tube	-	70421

**LHS**

2001-99	3.5L	V6 Cyl	Undercar Right; Includes Pipe Between Converter and Front Muffler	20448	-
1997-94	3.5L	V6 Cyl	Front Left	20299	82724
1997-94	3.5L	V6 Cyl	Front Right	20298	82724
1997-94	3.5L	V6 Cyl	Undercar Rear	20305	70534

**NEWPORT**

1981-79	5.2L	V8 Cyl	Undercar Rear; w/o Air Tube	-	70317
1981	5.2L	V8 Cyl	Undercar Rear	20120	70421
1981	5.2L	V8 Cyl	Undercar Rear; w Air Tube	20120	70421

**NEW YORKER**

1996-94	3.5L	V6 Cyl	Undercar Left	20299	82724
---------	------	--------	---------------	-------	-------

APPLICATIONS

Year

Liters

Cyl

Comments

Direct Fit #

Universal #

## CHRYSLER (Con't)

### NEW YORKER (Cont'd)

1996-94	3.5L	V6 Cyl	Undercar Rear	20305	70534
1996-94	3.5L	V6 Cyl	Undercar Right	20298	82724
1993-92	3.3L	V6 Cyl	Undercar	20287	70318
1993-91	3.8L	V6 Cyl	Undercar	20287	70318
1991-90	3.3L	V6 Cyl	Undercar	20271	70421
1989-88	3.0L	V6 Cyl	Undercar	20252	70318
1988-87	2.2L	L4 Cyl	Turbocharged, Undercar	20250	70318
1987-86	2.2L	L4 Cyl	Undercar Front	20243	70419
1987-86	2.5L	L4 Cyl	Undercar Front	20248	70419
1986	2.2L	L4 Cyl	Turbocharged, Undercar	20249	70318
1985-84	2.2L	L4 Cyl	Turbocharged, Undercar	20128	70317
1985-83	2.2L	L4 Cyl	Undercar Front	20141	70419
1985-83	2.6L	L4 Cyl	Undercar Front	20143	70419
1982-81	5.2L	V8 Cyl	Undercar Rear	20120	70421
1982-81	5.2L	V8 Cyl	Undercar Rear; w Air Tube	20120	70421
1982	3.7L	L6 Cyl	Undercar Rear; w/o Air Tube	20008	70317
1981-79	5.2L	V8 Cyl	Undercar Rear; w/o Air Tube	-	70317

### PACIFICA

2008-07	3.8L	V6 Cyl	Undercar	20447	-
2008-07	4.0L	V6 Cyl	Firewall Side	20446	-
2008	4.0L	V6 Cyl	Radiator Side	20445	-
2006-04	3.5L	V6 Cyl	Undercar	20366	92626
2005	3.8L	V6 Cyl	Undercar	20447	-

### PT CRUISER

2009-01	2.4L	L4 Cyl	Naturally Aspirated, Undercar	20369	-
2009-01	2.4L	L4 Cyl	Undercar	-	83526

### SEBRING

2010-07	2.4L	L4 Cyl	Undercar	20411	-
2010-07	2.7L	V6 Cyl	Firewall Side	20439	-
2010-07	2.7L	V6 Cyl	Radiator Side	20431	-
2010-07	3.5L	V6 Cyl	Firewall Side	20446	-
2010-07	3.5L	V6 Cyl	Radiator Side	20445	-
2006-01	2.4L	L4 Cyl	Sedan, Undercar	20343	82614
2006-01	2.7L	V6 Cyl	Firewall Side; Precat	20334	-
2006-01	2.7L	V6 Cyl	Radiator Side; Precat	20333	-
2005-04	3.0L	V6 Cyl	Coupe, Undercar Rear	40408	-
2005-01	2.4L	L4 Cyl	Coupe, Front	40654	-
2005-01	3.0L	V6 Cyl	Firewall Side; Precat	40416	-
2005-01	3.0L	V6 Cyl	Radiator Side; Precat	40415	-
2003-01	2.4L	L4 Cyl	Coupe, Undercar Rear	40452	83164
2003-01	3.0L	V6 Cyl	Coupe, Undercar Rear	40408	83165
2000-98	2.5L	V6 Cyl	Coupe, CA Emissions; Firewall Side; Precat	20397	-

Year

Liters

Cyl

Comments

Direct Fit #

Universal #

**CHRYSLER (Con't)**

**SEBRING (Cont'd)**

2000-98	2.5L	V6 Cyl	Coupe, CA Emissions; Radiator Side; Precat	20396	-
2000-98	2.5L	V6 Cyl	Coupe, Federal Emissions; Undercar	20335	-
2000-98	2.5L	V6 Cyl	Coupe, Federal Emissions; Firewall Side	20374	-
2000-96	2.5L	V6 Cyl	Convertible, Undercar	20322	-
2000-96	2.5L	V6 Cyl	Convertible, Undercar Rear	-	83165
2000-95	2.5L	V6 Cyl	Coupe, Undercar Rear	20337	83164
1999-95	2.0L	L4 Cyl	Undercar	40538	70316
1997-96	2.5L	V6 Cyl	Coupe, Undercar	20335	-
1997-96	2.5L	V6 Cyl	Coupe, Firewall Side	20374	-
1995	2.5L	V6 Cyl	Undercar	20335	-
1995	2.5L	V6 Cyl	Firewall Side	20374	-

**TOWN & COUNTRY**

2016-11	3.6L	V6 Cyl	Firewall Side	20443	-
2016-11	3.6L	V6 Cyl	Radiator Side	20442	-
2010-08	3.3L	V6 Cyl	Undercar	20410	-
2010-08	3.8L	V6 Cyl	Undercar	20436	-
2010-08	3.8L	V6 Cyl	Undercar; From 2/5/08	-	92776
2010-08	4.0L	V6 Cyl	Firewall Side	20446	-
2010-08	4.0L	V6 Cyl	Radiator Side	20445	-
2007-06	3.3L	V6 Cyl	Undercar	20375	82736
2007-06	3.8L	V6 Cyl	Undercar	20375	82736
2005-04	3.3L	V6 Cyl	Undercar; To 7/04	20346	82725
2005	3.3L	V6 Cyl	Undercar	-	82736
2005	3.3L	V6 Cyl	Undercar; From 08/04	20375	-
2005	3.8L	V6 Cyl	Undercar	-	82736
2005	3.8L	V6 Cyl	Undercar; From 08/04	20375	-
2004-01	3.8L	V6 Cyl	Undercar	20356	-
2003-01	3.3L	V6 Cyl	Undercar	20357	82725
2000-96	3.3L	V6 Cyl	Undercar	20306	83165
2000-96	3.8L	V6 Cyl	Undercar	20306	83165
1995-94	3.8L	V6 Cyl	AWD, Undercar	20273	70318
1995-94	3.8L	V6 Cyl	FWD, Undercar	20290	70317
1993-92	3.3L	V6 Cyl	AWD, Undercar	20273	70318
1993-92	3.3L	V6 Cyl	FWD, Undercar	20290	70318
1991-90	3.3L	V6 Cyl	FWD, Undercar	20255	70318

**VOYAGER**

2003-01	3.3L	V6 Cyl	Undercar	20357	82725
2002-01	2.4L	L4 Cyl	Undercar	20353	83165

**DAEWOO**

**LEGANZA**

2002-99	2.2L	L4 Cyl	Undercar Front	40501	-
---------	------	--------	----------------	-------	---

APPLICATIONS

Year

Liters

Cyl

Comments

Direct Fit #

Universal #

## DAEWOO (Con't)

### LEGANZA (Cont'd)

2002-99	2.2L	L4 Cyl	Undercar Rear	40505	83174
---------	------	--------	---------------	-------	-------

### NUBIRA

2002-00	2.0L	L4 Cyl	Undercar Front	40317	-
2002-00	2.0L	L4 Cyl	Undercar Rear	40304	83164

## DAIHATSU

### CHARADE

1992-89	1.3L	L4 Cyl	Undercar	40175	70382
---------	------	--------	----------	-------	-------

## DODGE

### ARIES

1989-86	2.2L	L4 Cyl	Naturally Aspirated, Undercar	20248	70419
1989-86	2.5L	L4 Cyl	Naturally Aspirated, Undercar	20248	70419
1985-81	2.2L	L4 Cyl	Undercar Front	20143	70419
1982-81	2.2L	L4 Cyl	Undercar Rear	-	70419

### ASPEN

1980	3.7L	L6 Cyl	2 DR, Coupe, Undercar	-	70419
1980	3.7L	L6 Cyl	4 DR, Undercar	20008	70317
1980	5.2L	V8 Cyl	Undercar; w/o Air Tube	-	70421
1979	3.7L	L6 Cyl	2 DR, Coupe, Undercar	20115	70316
1979	3.7L	L6 Cyl	4 DR, Undercar	-	70316
1979	5.2L	V8 Cyl	2 DR, Coupe, Undercar; w/o Air Tube	-	70421
1979	5.2L	V8 Cyl	4 DR, Undercar; w/o Air Tube	-	70421
1979	5.9L	V8 Cyl	2 DR, Coupe, Undercar; w/o Air Tube	-	70421
1979	5.9L	V8 Cyl	4 DR, Undercar; w/o Air Tube	-	70421
1978-76	3.7L	L6 Cyl	Undercar; 1 7/8" Inlet	-	70317
1978-76	3.7L	L6 Cyl	Undercar; 2 1/4" Inlet	-	70317
1978-76	5.2L	V8 Cyl	Undercar; 1 7/8" Inlet	-	70317
1978-76	5.9L	V8 Cyl	Undercar; 1 7/8" Inlet	-	70317

### AVENGER

2014-11	3.6L	V6 Cyl	Firewall Side	20443	-
2014-11	3.6L	V6 Cyl	Radiator Side	20442	-
2012-08	2.4L	L4 Cyl	Undercar	20411	-
2010-08	2.7L	V6 Cyl	Firewall Side	20439	-
2010-08	2.7L	V6 Cyl	Radiator Side	20431	-
2010-08	3.5L	V6 Cyl	Firewall Side	20446	-
2010-08	3.5L	V6 Cyl	Radiator Side	20445	-
2000-98	2.5L	V6 Cyl	CA Emissions; Firewall Side; Precat	20397	-
2000-98	2.5L	V6 Cyl	CA Emissions; Radiator Side; Precat	20396	-
2000-98	2.5L	V6 Cyl	Federal Emissions; Undercar	20335	-
2000-98	2.5L	V6 Cyl	Federal Emissions; Firewall Side	20374	-
2000-95	2.5L	V6 Cyl	Undercar Rear	20337	83164

APPLICATIONS

Year

Liters

Cyl

Comments

Direct Fit #

Universal #

**DODGE (Con't)**

**AVENGER (Cont'd)**

1999-95	2.0L	L4 Cyl	Undercar	40538	70316
1997-96	2.5L	V6 Cyl	Firewall Side; From 8/21/96	20374	-
1997-95	2.5L	V6 Cyl	Undercar	20335	-

**B100**

1980-75	3.7L	L6 Cyl	Undercar	-	70246
1980	5.2L	V8 Cyl	Undercar	20112	70421
1979-75	5.2L	V8 Cyl	Undercar	-	70423

**B150**

1994-93	3.9L	V6 Cyl	Undercar; From 7/93	-	70530
1994-93	3.9L	V6 Cyl	Undercar; From 7/93; 25" OAL Straight Converter	20294	-
1994-93	5.2L	V8 Cyl	Undercar; From 7/93	-	85286
1994-93	5.2L	V8 Cyl	Undercar; From 7/93; 24" OAL Straight Converter	20294	-
1994-92	5.2L	V8 Cyl	Undercar; To 7/93	20284	70531
1993-92	3.9L	V6 Cyl	Undercar; To 7/93	20284	70531
1991-88	3.9L	V6 Cyl	Undercar	20112	70421
1991-81	5.2L	V8 Cyl	Undercar	20112	70421
1987-81	3.7L	L6 Cyl	Undercar	-	70246

**B200**

1980-75	3.7L	L6 Cyl	Undercar	-	70317
1980	5.2L	V8 Cyl	Undercar; w/o Air Tube	20112	70421
1979-75	5.2L	V8 Cyl	Undercar	-	70423
1979-75	5.9L	V8 Cyl	Undercar	-	70423

**B250**

1994-93	3.9L	V6 Cyl	Undercar; From 7/93	-	70530
1994-93	3.9L	V6 Cyl	Undercar; From 7/93; 25" OAL Straight Converter	20294	-
1994-93	5.2L	V8 Cyl	Undercar; From 7/93	-	70530
1994-93	5.2L	V8 Cyl	Undercar; From 7/93; 24" OAL Straight Converter	20294	-
1994-93	5.9L	V8 Cyl	Undercar; From 7/93	-	70530
1994-93	5.9L	V8 Cyl	Undercar; From 7/93; 25" OAL Straight Converter	20294	-
1994-92	5.2L	V8 Cyl	Undercar; To 7/93	20284	70531
1993-92	3.9L	V6 Cyl	Undercar; To 7/93	20284	70531
1993	5.9L	V8 Cyl	Undercar; To 7/93	20284	70531
1992-84	5.9L	V8 Cyl	Undercar	20112	70421
1991-88	3.9L	V6 Cyl	Undercar	20112	70421
1991-83	5.2L	V8 Cyl	Undercar	20112	70421
1991-81	5.2L	V8 Cyl	Undercar; w/o Air Tube	20112	70421
1987	3.7L	L6 Cyl	Undercar	-	70317
1985-81	3.7L	L6 Cyl	Undercar	-	70317

**B300**

1980	5.2L	V8 Cyl	Undercar	20112	70421
1980	5.2L	V8 Cyl	Undercar; w/o Air Tube	20112	70421

APPLICATIONS



Year

Liters

Cyl

Comments

Direct Fit #

Universal #

## DODGE (Con't)

### B300 (Cont'd)

1979-75	5.9L	V8 Cyl	Undercar	-	70423
---------	------	--------	----------	---	-------

### B350

1994-93	5.2L	V8 Cyl	Undercar; From 7/93	-	70530
1994-93	5.2L	V8 Cyl	Undercar; From 7/93; 24" OAL Straight Converter	20294	-
1994-93	5.9L	V8 Cyl	Undercar; From 7/93	-	70530
1994-93	5.9L	V8 Cyl	Undercar; From 7/93; 25" OAL Straight Converter	20294	-
1994-92	5.2L	V8 Cyl	Undercar; To 7/93	20284	70531
1993	5.9L	V8 Cyl	Undercar; To 7/93	20284	70531
1992-83	5.9L	V8 Cyl	Undercar	20112	70421
1991-81	5.2L	V8 Cyl	Undercar	20112	70421
1987	5.9L	V8 Cyl	Undercar; w/o Air Tube	20112	70421
1986-81	5.2L	V8 Cyl	Undercar; w/o Air Tube	20112	70421

### B1500

1998-95	3.9L	V6 Cyl	Undercar	-	85356
1998-95	5.2L	V8 Cyl	Undercar	-	85356
1998	3.9L	V6 Cyl	Undercar; Y-Pipe	20304	-
1998	5.2L	V8 Cyl	Undercar; Y-Pipe	20304	-
1998	5.9L	V8 Cyl	Undercar	-	85356
1998	5.9L	V8 Cyl	Undercar; Y-Pipe	20304	-
1997-95	3.9L	V6 Cyl	Undercar; Y-Pipe	20302	-
1997-95	5.2L	V8 Cyl	Undercar; Y-Pipe	20302	-

### B2500

1998	5.2L	V8 Cyl	Undercar	-	70535
1998	5.2L	V8 Cyl	Undercar; Y-Pipe	20304	-
1998	5.9L	V8 Cyl	Undercar	-	70535
1998	5.9L	V8 Cyl	Undercar; Y-Pipe	20304	-
1997-95	3.9L	V6 Cyl	Undercar	-	85356
1997-95	3.9L	V6 Cyl	Undercar; Y-Pipe	20302	-
1997-95	5.2L	V8 Cyl	Undercar	-	85356
1997-95	5.2L	V8 Cyl	Undercar; Y-Pipe	20302	-
1997-95	5.9L	V8 Cyl	Undercar	-	85356
1997-95	5.9L	V8 Cyl	Undercar; Y-Pipe	20302	-

### B3500

1998-95	5.2L	V8 Cyl	Undercar	-	85356
1998-95	5.9L	V8 Cyl	Undercar	-	85356
1998	5.2L	V8 Cyl	Undercar; Y-Pipe	20304	-
1998	5.9L	V8 Cyl	Undercar; Y-Pipe	20304	-
1997-95	5.2L	V8 Cyl	Undercar; Y-Pipe	20302	-
1997-95	5.9L	V8 Cyl	Undercar; Y-Pipe	20302	-

### CALIBER

2012-07	2.0L	L4 Cyl	Undercar	20411	-
---------	------	--------	----------	-------	---

APPLICATIONS

Year

Liters

Cyl

Comments

Direct Fit #

Universal #

**DODGE (Con't)**

**CALIBER (Cont'd)**

2011-07	2.4L	L4 Cyl	FWD, Undercar	20411	-
2009-07	1.8L	L4 Cyl	Undercar	20411	-
2008-07	2.4L	L4 Cyl	Naturally Aspirated, AWD, Undercar Rear	20421	71278
2008-07	2.4L	L4 Cyl	Naturally Aspirated, AWD, Front	20417	-

**CARAVAN**

2007-06	3.3L	V6 Cyl	Undercar	20375	82736
2005-04	3.3L	V6 Cyl	Undercar; To 7/04	20346	82725
2005	3.3L	V6 Cyl	Undercar	-	82736
2005	3.3L	V6 Cyl	Undercar; From 08/04	20375	-
2003-01	3.3L	V6 Cyl	Undercar	20357	82725
2002-01	2.4L	L4 Cyl	Undercar	20353	83165
2000-96	2.4L	L4 Cyl	Undercar	20306	83165
2000-96	3.0L	V6 Cyl	Undercar	20311	83165
2000-96	3.3L	V6 Cyl	Undercar	20306	83165
1999-96	3.8L	V6 Cyl	Undercar	20306	83165
1995-92	2.5L	L4 Cyl	Undercar	20254	70318
1995-92	3.0L	V6 Cyl	Undercar; w One Bend in Rear Pipe	20290	-
1995-92	3.3L	V6 Cyl	FWD, Undercar	20290	70318
1995	3.0L	V6 Cyl	Undercar	-	83165
1994-92	3.0L	V6 Cyl	Undercar	-	70317 83165
1994-92	3.0L	V6 Cyl	Undercar; 2 Bends in Rear Pipe	20276	-
1994-91	3.3L	V6 Cyl	AWD, Undercar	20273	70318
1991-90	3.3L	V6 Cyl	FWD, Undercar	20255	70318
1991-89	3.0L	V6 Cyl	FWD, Undercar	-	70317
1991-89	3.0L	V6 Cyl	FWD, Undercar; Reuse original gasket	20255	-
1991-88	2.5L	L4 Cyl	Naturally Aspirated, Undercar	20254	70318
1990-89	2.5L	L4 Cyl	Turbocharged, Undercar	20265	70318
1988-87	3.0L	V6 Cyl	Undercar	20256	70317
1987-84	2.2L	L4 Cyl	Undercar	20145	70419
1987-84	2.6L	L4 Cyl	Undercar	20145	70419

**CHALLENGER**

2012-11	3.6L	V6 Cyl	Undercar Left	20455	-
2012-11	3.6L	V6 Cyl	Undercar Right	20454	-
1983-80	2.6L	L4 Cyl	Undercar Rear	-	70382

**CHARGER**

2012-11	3.6L	V6 Cyl	Undercar Left	20455	-
2012-11	3.6L	V6 Cyl	Undercar Right	20454	-
2010-08	2.7L	V6 Cyl	Undercar Left	20370	-
2010-08	2.7L	V6 Cyl	Undercar Right	20371	-
2010-08	3.5L	V6 Cyl	Undercar Left	20370	-
2010-08	3.5L	V6 Cyl	Undercar Right	20371	-

APPLICATIONS

Year

Liters

Cyl

Comments

Direct Fit #

Universal #

## DODGE (Con't)

### CHARGER (Cont'd)

2010-06	6.1L	V8 Cyl	Undercar Left	20456	-
2007-06	2.7L	V6 Cyl	Undercar Left	20370	83425
2007-06	2.7L	V6 Cyl	Undercar Right	20371	83425
2007-06	3.5L	V6 Cyl	Undercar Left	20370	83425
2007-06	3.5L	V6 Cyl	Undercar Right	20371	83425
2007-06	5.7L	V8 Cyl	RWD, Undercar Left	20386	-
2007-06	5.7L	V8 Cyl	RWD, Undercar Right	20387	-
2007	2.7L	V6 Cyl	Undercar Left; w Front Mini Converter	20408	-
2007	2.7L	V6 Cyl	Undercar Right; w Front Mini Converter	20409	-
1987-83	2.2L	L4 Cyl	Undercar Front	20141	70419
1984	1.6L	L4 Cyl	Undercar Front	20143	70419
1983	2.2L	L4 Cyl	Undercar	-	70419
1978-75	5.2L	V8 Cyl	Undercar	-	70317
1978-75	5.9L	V8 Cyl	Undercar	-	70317

### COLT

1994-93	1.5L	L4 Cyl	Undercar	40159	82724
1992-89	1.5L	L4 Cyl	Hatchback, Undercar	40077	70316
1990-89	1.6L	L4 Cyl	Hatchback, Undercar	40077	70316
1990-89	1.6L	L4 Cyl	Sedan, Undercar	40077	70316
1990-89	1.8L	L4 Cyl	Wagon, Undercar	40077	70316
1990-89	2.0L	L4 Cyl	Wagon, CA Emissions; Undercar	40073	70316
1990-88	1.5L	L4 Cyl	Wagon, Undercar	40077	70316
1987-84	2.0L	L4 Cyl	Undercar Rear	40097	70316
1986-85	1.5L	L4 Cyl	Undercar Front	40103	-
1986-85	1.5L	L4 Cyl	Undercar Rear	40097	70316
1986-81	1.6L	L4 Cyl	Undercar Rear	40097	70316
1985	1.6L	L4 Cyl	Undercar Front	40103	-
1984-81	1.4L	L4 Cyl	Undercar Rear	40097	70316

### CONQUEST

1986-84	2.6L	L4 Cyl	Undercar Front	-	70317
---------	------	--------	----------------	---	-------

### CORONET

1976-75	5.2L	V8 Cyl	Undercar	-	70317
1976-75	5.9L	V8 Cyl	Undercar	-	70317

### D100

1989-88	5.2L	V8 Cyl	Undercar	20263	70423
1988	5.9L	V8 Cyl	Undercar; To 2/92; Under 8800 lbs. GVW	20263	70423
1988	5.9L	V8 Cyl	Undercar; Under 8500 lbs. GVW	20263	70423
1987-86	5.2L	V8 Cyl	RWD, Undercar	-	70247
1987-86	5.2L	V8 Cyl	Undercar Rear	20018	70318
1987-86	5.9L	V8 Cyl	RWD, Undercar	-	70247
1987-86	5.9L	V8 Cyl	Undercar	20018	70318

Year

Liters

Cyl

Comments

Direct Fit #

Universal #

**DODGE (Con't)**

**D100 (Cont'd)**

1987-86	5.9L	V8 Cyl	Undercar Rear	20018	70318
1978-76	6.6L	V8 Cyl	Undercar	20018	70318
1978-75	5.2L	V8 Cyl	Undercar	20147	70318
1978-75	5.9L	V8 Cyl	Undercar	20147	70318

**D150**

1993-92	3.9L	V6 Cyl	RWD, Undercar	20285	71330
1993-92	5.2L	V8 Cyl	Undercar	20285	71330
1993	5.9L	V8 Cyl	Undercar	20292	70637
1993	5.9L	V8 Cyl	Undercar; From 2/92; Under 8500 lbs. GVW	20292	70637
1991-88	5.2L	V8 Cyl	Undercar	20263	70423
1991-88	5.9L	V8 Cyl	Undercar; To 2/92; Under 8800 lbs. GVW	20263	70423
1991-88	5.9L	V8 Cyl	Undercar; Under 8500 lbs. GVW	20263	70423
1987-84	5.9L	V8 Cyl	RWD, Undercar	-	70247
1987-84	5.9L	V8 Cyl	Undercar	20018	70318
1987-84	5.9L	V8 Cyl	Undercar Rear	20018	70318
1987-82	5.2L	V8 Cyl	RWD, Undercar	-	70247
1987-80	5.2L	V8 Cyl	Undercar Rear	20018	70318
1982	5.9L	V8 Cyl	RWD, Undercar	-	70247
1982	5.9L	V8 Cyl	Undercar	20018	70318
1982	5.9L	V8 Cyl	Undercar Rear	20018	70318
1978-77	5.2L	V8 Cyl	Undercar	20147	70318
1978-77	5.9L	V8 Cyl	Undercar	20147	70318
1978-77	6.6L	V8 Cyl	Undercar	20018	70318

**D200**

1980	5.2L	V8 Cyl	Undercar Rear	20018	70318
1978-76	6.6L	V8 Cyl	Undercar	20018	70318
1978-75	5.2L	V8 Cyl	Undercar	20147	70318
1978-75	5.9L	V8 Cyl	Undercar	20147	70318

**D250**

1993-92	5.9L	V8 Cyl	Undercar	20292	70637
1993	5.2L	V8 Cyl	Undercar	20285	71330
1992-88	5.9L	V8 Cyl	Undercar; To 2/92; Under 8800 lbs. GVW	20263	70423
1991-88	5.2L	V8 Cyl	Undercar	20263	70423
1987-84	5.9L	V8 Cyl	RWD, Undercar	-	70247
1987-84	5.9L	V8 Cyl	Undercar Rear	20018	70318
1987-82	5.2L	V8 Cyl	RWD, Undercar	-	70247
1987-81	5.2L	V8 Cyl	Undercar Rear	20018	70318
1982	5.9L	V8 Cyl	RWD, Undercar	-	70247
1982	5.9L	V8 Cyl	Undercar Rear	20018	70318

**D300**

1980	5.2L	V8 Cyl	Undercar Rear	20018	70318
------	------	--------	---------------	-------	-------

APPLICATIONS

Year

Liters

Cyl

Comments

Direct Fit #

Universal #

## DODGE (Con't)

### D300 (Cont'd)

1978-76	6.6L	V8 Cyl	Undercar	20018	70318
1978-75	5.2L	V8 Cyl	Undercar	20147	70318
1978-75	5.9L	V8 Cyl	Undercar	20147	70318

### D350

1993-92	5.9L	V8 Cyl	Undercar	20292	70637
1992-88	5.9L	V8 Cyl	Undercar; To 2/92; Under 8800 lbs. GVW	20263	70423
1987	5.9L	V8 Cyl	Undercar Rear	20018	70318
1985-82	5.9L	V8 Cyl	Undercar Rear	20018	70318
1983-81	5.2L	V8 Cyl	Undercar Rear	20018	70318

### D400

1978	5.9L	V8 Cyl	Undercar	20147	70318
------	------	--------	----------	-------	-------

### D450

1978	5.9L	V8 Cyl	Undercar	20147	70318
------	------	--------	----------	-------	-------

## DAKOTA

2010-04	3.7L	V6 Cyl	Undercar	20389	-
2008	4.7L	V8 Cyl	CA Emissions; Undercar	20435	-
2007-04	4.7L	V8 Cyl	Undercar	20389	-
2005	4.7L	V8 Cyl	Front Left	-	83804
2005	4.7L	V8 Cyl	Front Right	-	83624
2003-01	3.9L	V6 Cyl	4WD, CA Emissions; Undercar	20388	-
2003-01	3.9L	V6 Cyl	4WD, CA Emissions; Undercar Rear	-	71279
2003-01	3.9L	V6 Cyl	Undercar Front	-	82464
2003-01	4.7L	V8 Cyl	131.0 WB, 4WD, Federal Emissions; Undercar	20451	-
2003-01	5.9L	V8 Cyl	4WD, CA Emissions; Undercar	20388	-
2003-01	5.9L	V8 Cyl	4WD, CA Emissions; Undercar Rear	-	71279
2003-01	5.9L	V8 Cyl	RWD, CA Emissions; Undercar	20373	-
2003-01	5.9L	V8 Cyl	RWD, CA Emissions; Undercar Front	-	82725
2003-01	5.9L	V8 Cyl	Undercar Rear	-	83175
2003-00	3.9L	V6 Cyl	RWD, CA Emissions; Undercar	20433	-
2003-00	3.9L	V6 Cyl	RWD, CA Emissions; Undercar Rear	-	71279
2003-00	3.9L	V6 Cyl	RWD, Federal Emissions; Undercar	20368	83176
2003-00	4.7L	V8 Cyl	RWD, Federal Emissions; Undercar	20384	83166
2003-00	5.9L	V8 Cyl	RWD, Federal Emissions; Undercar	20368	83166
2002-00	4.7L	V8 Cyl	RWD, CA Emissions; Undercar	20350	-
2002-00	4.7L	V8 Cyl	RWD, CA Emissions; Undercar Front	-	82724
2002-00	4.7L	V8 Cyl	Undercar Rear	-	83166
2002	4.7L	V8 Cyl	Crew Cab Pickup, 4WD, Undercar	20391	71279
2002	4.7L	V8 Cyl	Standard Cab Pickup, 4WD, Undercar	20391	71279
2001	4.7L	V8 Cyl	4WD, Undercar	20391	71279
2000	3.9L	V6 Cyl	4WD, Undercar	20349	83166
2000	4.7L	V8 Cyl	4WD, CA Emissions; Undercar Right	-	71279

APPLICATIONS

Year

Liters

Cyl

Comments

Direct Fit #

Universal #

**DODGE (Con't)**

**DAKOTA (Cont'd)**

2000	4.7L	V8 Cyl	4WD, CA Emissions; Undercar Right; Undercar	20391	-
1999-98	3.9L	V6 Cyl	RWD, Undercar	-	85286
1999-97	3.9L	V6 Cyl	131.0 WB, RWD, Undercar	20348	-
1999-97	3.9L	V6 Cyl	RWD, Undercar; 59" OAL	20308	-
1999-97	5.2L	V8 Cyl	131.0 WB, RWD, Undercar	20348	-
1999-96	3.9L	V6 Cyl	131.0 WB, 4WD, Undercar	20336	83166
1999-96	5.2L	V8 Cyl	131.0 WB, 4WD, Undercar	20336	83166
1998-97	2.5L	L4 Cyl	RWD, Undercar Rear	20354	-
1998	5.9L	V8 Cyl	RWD, Undercar	-	83173
1997	3.9L	V6 Cyl	RWD, Undercar	-	83173 85286
1996	3.9L	V6 Cyl	RWD, Undercar	20342	85286
1996	5.2L	V8 Cyl	RWD, Undercar	20342	85286
1995-94	3.9L	V6 Cyl	111.9 WB, Undercar	20286	70530
1995-94	3.9L	V6 Cyl	123.9 WB, Undercar	20286	70530
1995-94	3.9L	V6 Cyl	131.0 WB, Undercar	20309	70318
1995-94	5.2L	V8 Cyl	111.9 WB, Standard Cab Pickup, RWD, Undercar	20286	70530
1995-94	5.2L	V8 Cyl	123.9 WB, Standard Cab Pickup, RWD, Undercar	20286	70530
1995-94	5.2L	V8 Cyl	131.0 WB, 4WD, Undercar	20309	70318
1995-94	5.2L	V8 Cyl	131.0 WB, Undercar	-	70318
1995-89	2.5L	L4 Cyl	RWD, Undercar	20260	70419
1993-92	3.9L	V6 Cyl	RWD, Undercar	20282	70531
1993-92	5.2L	V8 Cyl	4WD, Undercar	20293	70531
1993-92	5.2L	V8 Cyl	RWD, Undercar	20282	70531
1991-90	3.9L	V6 Cyl	111.9 WB, RWD, Undercar	20267	70423
1991-90	3.9L	V6 Cyl	123.9 WB, RWD, Undercar	20267	70423
1991-90	3.9L	V6 Cyl	131.0 WB, RWD, Undercar	20272	70423
1991	5.2L	V8 Cyl	RWD, Undercar	20275	70423
1989-87	3.9L	V6 Cyl	4WD, Undercar	20262	70421
1989-87	3.9L	V6 Cyl	RWD, Undercar	20261	70421
1988-87	2.2L	L4 Cyl	RWD, Undercar	20260	70419

**DAYTONA**

1993-92	3.0L	V6 Cyl	Undercar	20287	70318
1993-86	2.5L	L4 Cyl	Naturally Aspirated, Undercar	20124	70419
1992-89	2.5L	L4 Cyl	Turbocharged, Undercar	20250	70318
1991-90	3.0L	V6 Cyl	Undercar	20250	70318
1988-86	2.2L	L4 Cyl	Turbocharged, Undercar	-	70317
1986-84	2.2L	L4 Cyl	Turbocharged, Undercar	20250	70318
1985-84	2.2L	L4 Cyl	Naturally Aspirated, Undercar	20124	70419

**DIPLOMAT**

1987-81	5.2L	V8 Cyl	Undercar; w Air Tube	20120	70421
1983-81	3.7L	L6 Cyl	Undercar; 2nd Design; w/o Air Tube	20124	-

APPLICATIONS

Year

Liters

Cyl

Comments

Direct Fit #

Universal #

## DODGE (Con't)

### DIPLOMAT (Cont'd)

1983-81	3.7L	L6 Cyl	Undercar; w/o Air Tube	-	70317 70419
1983-81	3.7L	L6 Cyl	Undercar; w/o Air Tube; 1st Design	20008	-

### DURANGO

2006-05	3.7L	V6 Cyl	Undercar; Y-Pipe	20402	-
2006-05	4.7L	V8 Cyl	Undercar; Y-Pipe	20402	-
2006-04	5.7L	V8 Cyl	Undercar Left	20414	82155
2006-04	5.7L	V8 Cyl	Undercar Right	20415	82775
2004	3.7L	V6 Cyl	Undercar	20372	82725
2004	4.7L	V8 Cyl	Undercar	20372	82725
2003-01	5.9L	V8 Cyl	4WD, CA Emissions; Undercar Right	20416	-
2003-01	5.9L	V8 Cyl	4WD, Federal Emissions; Undercar	20449	-
2003-00	4.7L	V8 Cyl	4WD, Federal Emissions; Undercar	20395	82776
2003-00	4.7L	V8 Cyl	RWD, Federal Emissions; Undercar	20453	-
2000	5.9L	V8 Cyl	4WD, Undercar	20449	-
1999-98	3.9L	V6 Cyl	4WD, Undercar	20344	83166
1999-98	5.2L	V8 Cyl	4WD, Undercar	20344	83166
1999-98	5.9L	V8 Cyl	4WD, Undercar	20344	83166

### DYNASTY

1993-90	3.3L	V6 Cyl	Undercar	20287	70318
1993-88	2.5L	L4 Cyl	Undercar	20124	70419
1992	3.0L	V6 Cyl	Undercar	20270	70421
1991-88	3.0L	V6 Cyl	Undercar	20252	70318

### GRAND CARAVAN

2016-11	3.6L	V6 Cyl	Firewall Side	20443	-
2016-11	3.6L	V6 Cyl	Radiator Side	20442	-
2010-08	3.3L	V6 Cyl	Undercar	20410	-
2010-08	3.8L	V6 Cyl	Undercar	20436	92776
2010-08	4.0L	V6 Cyl	Firewall Side	20446	-
2010-08	4.0L	V6 Cyl	Radiator Side	20445	-
2007-06	3.3L	V6 Cyl	Undercar	20375	82736 82776
2007-06	3.8L	V6 Cyl	Undercar	20375	82736
2005-04	3.3L	V6 Cyl	Undercar; To 7/04	20346	82725
2005	3.3L	V6 Cyl	Undercar	-	82736 82776
2005	3.3L	V6 Cyl	Undercar; From 08/04	20375	-
2005	3.8L	V6 Cyl	Undercar	-	82736
2005	3.8L	V6 Cyl	Undercar; From 08/04	20375	-
2004-01	3.8L	V6 Cyl	Undercar	20356	-
2003-01	3.3L	V6 Cyl	Undercar	20357	82725
2000-96	3.0L	V6 Cyl	Undercar	20311	83165
2000-96	3.3L	V6 Cyl	Undercar	20306	83165

APPLICATIONS

Year

Liters

Cyl

Comments

Direct Fit #

Universal #

**DODGE (Con't)**

**GRAND CARAVAN (Cont'd)**

2000-96	3.8L	V6 Cyl	Undercar	20306	83165
1995-94	3.8L	V6 Cyl	AWD, Undercar	20273	70318
1995-94	3.8L	V6 Cyl	FWD, Undercar	20290	70318
1995-92	3.0L	V6 Cyl	Undercar; w One Bend in Rear Pipe	20290	-
1995-92	3.3L	V6 Cyl	FWD, Undercar	20290	70318
1995-91	3.3L	V6 Cyl	AWD, Undercar	20273	70318
1995	3.0L	V6 Cyl	Undercar	-	83165
1994-92	3.0L	V6 Cyl	Undercar	-	70317 83165
1994-92	3.0L	V6 Cyl	Undercar; 2 Bends in Rear Pipe	20276	-
1991-90	3.3L	V6 Cyl	FWD, Undercar	20255	70318
1989	3.0L	V6 Cyl	FWD, Undercar	-	70317
1989	3.0L	V6 Cyl	FWD, Undercar; Reuse original gasket	20255	-
1988	2.5L	L4 Cyl	Naturally Aspirated, Undercar	20254	70318
1988	3.0L	V6 Cyl	Undercar	20256	70317

**INTREPID**

2004-03	2.7L	V6 Cyl	Undercar Right	20381	82465
2004-02	3.5L	V6 Cyl	Undercar Right	20448	-
2004-00	3.5L	V6 Cyl	Undercar Left	20315	82725
2004-98	2.7L	V6 Cyl	Undercar Left	20315	83705
2002-98	2.7L	V6 Cyl	Undercar Right	20316	83706
2000-98	3.2L	V6 Cyl	Undercar Right	20448	-
1999-98	3.2L	V6 Cyl	Undercar Left	20315	82724
1997-95	3.3L	V6 Cyl	CA Emissions; Firewall Side; 3 Bolt Flange	20330	-
1997-95	3.3L	V6 Cyl	CA Emissions; Radiator Side; 3 Bolt Flange	20329	-
1997-95	3.3L	V6 Cyl	CA Emissions; Undercar Left	-	83165
1997-95	3.3L	V6 Cyl	CA Emissions; Undercar Right	-	83165
1997-93	3.3L	V6 Cyl	Undercar Left	-	83165
1997-93	3.3L	V6 Cyl	Undercar Left; 2 Bolt Front Flange	20331	-
1997-93	3.3L	V6 Cyl	Undercar Rear; 2" ID Outlet	20279	85346
1997-93	3.3L	V6 Cyl	Undercar Right	-	82724
1997-93	3.3L	V6 Cyl	Undercar Right; 2 Bolt Front Flange	20332	-
1997-93	3.5L	V6 Cyl	Undercar Left	20299	82724
1997-93	3.5L	V6 Cyl	Undercar Rear; 2 1/2" ID Outlet	20305	85346
1997-93	3.5L	V6 Cyl	Undercar Right	20298	82724

**JOURNEY**

2016-11	3.6L	V6 Cyl	FWD, Firewall Side	20443	-
2016-11	3.6L	V6 Cyl	Radiator Side	20442	-
2015-09	2.4L	L4 Cyl	Undercar	20411	-
2010-09	3.5L	V6 Cyl	Firewall Side	20446	-
2010-09	3.5L	V6 Cyl	Radiator Side	20445	-

APPLICATIONS



Year

Liters

Cyl

Comments

Direct Fit #

Universal #

## DODGE (Con't)

### LANCER

1989-86	2.5L	L4 Cyl	Undercar	20124	70419
1987	2.2L	L4 Cyl	Turbocharged, Undercar	20250	83166
1986	2.2L	L4 Cyl	Turbocharged, Undercar	20249	83166
1985	2.2L	L4 Cyl	Turbocharged, Undercar	20128	83165

### MAGNUM

2008	2.7L	V6 Cyl	Undercar Left	20370	-
2008	2.7L	V6 Cyl	Undercar Right	20371	-
2008	3.5L	V6 Cyl	Undercar Left	20370	-
2008	3.5L	V6 Cyl	Undercar Right	20371	-
2007-05	2.7L	V6 Cyl	Undercar Left	20370	83425
2007-05	2.7L	V6 Cyl	Undercar Right	20371	83425
2007-05	3.5L	V6 Cyl	Undercar Left	20370	83425
2007-05	3.5L	V6 Cyl	Undercar Right	20371	83425
2007-05	5.7L	V8 Cyl	RWD, Undercar Left	20386	-
2007-05	5.7L	V8 Cyl	RWD, Undercar Right	20387	-
2007	2.7L	V6 Cyl	Undercar Left; w Front Mini Converter	20408	-
2007	2.7L	V6 Cyl	Undercar Right; w Front Mini Converter	20409	-

### MINI RAM

1988-87	3.0L	V6 Cyl	Undercar	20256	70317
1988	2.5L	L4 Cyl	Naturally Aspirated, Undercar	20254	70318
1987-84	2.2L	L4 Cyl	Undercar	20145	70419
1987-84	2.6L	L4 Cyl	Undercar	20145	70419

### MONACO

1992-90	3.0L	V6 Cyl	Undercar	10145	70317
---------	------	--------	----------	-------	-------

### NEON

2005	2.0L	L4 Cyl	Undercar	20420	-
2004-01	2.0L	L4 Cyl	F VIN, R/T, Undercar	-	92775
2004-01	2.0L	L4 Cyl	F VIN, R/T, Undercar	20420	-
2004-00	2.0L	L4 Cyl	Federal Emissions; Undercar	20313	82724
2004-00	2.0L	L4 Cyl	LEV Emissions; Undercar	20343	82615
2002-00	2.0L	L4 Cyl	C VIN, ULEV Emissions; Undercar Rear	20361	82725
1999-95	2.0L	L4 Cyl	CA Emissions; Undercar	20358	-
1999-95	2.0L	L4 Cyl	Federal Emissions; Undercar	20296	83166

### NITRO

2012-08	3.7L	V6 Cyl	Undercar	20428	-
2011-07	4.0L	V6 Cyl	Undercar	20457	-

### OMNI

1990-88	2.2L	L4 Cyl	Naturally Aspirated, Undercar	20248	70419
1987-81	2.2L	L4 Cyl	Undercar Front	20141	70419
1986-83	1.6L	L4 Cyl	Undercar Front	20143	70419
1983-82	1.7L	L4 Cyl	Undercar Rear	-	70419

APPLICATIONS

Year

Liters

Cyl

Comments

Direct Fit #

Universal #

**DODGE (Con't)**

**OMNI (Cont'd)**

1983-81	1.7L	L4 Cyl	Undercar Front	20141	70419
1983-81	2.2L	L4 Cyl	Undercar	-	70419
1983	1.6L	L4 Cyl	Undercar	-	70419
1981-80	1.7L	L4 Cyl	Undercar; w Air Tube	20037	70421

**RAIDER**

1989-87	2.6L	L4 Cyl	Undercar	40077	70316
---------	------	--------	----------	-------	-------

**RAM 50**

1989-87	2.0L	L4 Cyl	Undercar	40077	70316
1989-87	2.6L	L4 Cyl	Undercar	40077	70316

**RAM 1500**

2010-09	4.7L	V8 Cyl	Undercar	20425	92776
2010-09	5.7L	V8 Cyl	Undercar Left	-	92776
2010-09	5.7L	V8 Cyl	Undercar Rear	20440	-
2010-09	5.7L	V8 Cyl	Undercar Right	-	92776
2008-06	3.7L	V6 Cyl	Undercar Front	20444	-
2008	4.7L	V8 Cyl	Undercar	20429	92776
2008	5.7L	V8 Cyl	Crew Cab Pickup, Undercar	20427	-
2008	5.7L	V8 Cyl	Front Left	-	92775
2008	5.7L	V8 Cyl	Front Right	-	92775
2008	5.7L	V8 Cyl	Standard Cab Pickup, Undercar	20427	-
2007-06	4.7L	V8 Cyl	Undercar Front	20444	-
2007-06	5.7L	V8 Cyl	Crew Cab Pickup, Undercar	20430	-
2007-06	5.7L	V8 Cyl	Extended Crew Cab Pickup, Undercar	20404	-
2007-06	5.7L	V8 Cyl	Standard Cab Pickup, Undercar	20430	-
2007-06	5.7L	V8 Cyl	Undercar	-	92775 93165
2005-04	3.7L	V6 Cyl	Undercar Left	20437	92565
2005-04	3.7L	V6 Cyl	Undercar Right	20438	92565
2005-04	4.7L	V8 Cyl	Undercar Left	20437	92565
2005-04	4.7L	V8 Cyl	Undercar Right	20438	92565
2005-04	5.7L	V8 Cyl	Undercar Left	20382	82775
2005-04	5.7L	V8 Cyl	Undercar Right	20383	82775
2003-02	3.7L	V6 Cyl	4 DR, RWD, Undercar	20327	-
2003-02	3.7L	V6 Cyl	4 DR, Undercar	-	85356
2003-02	4.7L	V8 Cyl	4 DR, Undercar	-	85356
2003-02	4.7L	V8 Cyl	4WD, Federal Emissions; Undercar	20450	-
2003-02	5.9L	V8 Cyl	4 DR, RWD, Undercar	20327	-
2003-02	5.9L	V8 Cyl	4 DR, Undercar	-	85356
2003	5.7L	V8 Cyl	160.5 WB, RWD, Undercar	20452	-
2003	5.9L	V8 Cyl	4WD, Undercar	20392	82776
2002	5.9L	V8 Cyl	4WD, Federal Emissions; Undercar	20392	82776
2001-00	5.2L	V8 Cyl	Undercar	20394	83177

APPLICATIONS

Year

Liters

Cyl

Comments

Direct Fit #

Universal #

## DODGE (Con't)

### RAM 1500 (Cont'd)

2001-00	5.9L	V8 Cyl	Undercar	20394	83177
1999-96	3.9L	V6 Cyl	RWD, Undercar	20303	85356
1999-96	3.9L	V6 Cyl	Undercar	20303	85356
1999-96	5.2L	V8 Cyl	RWD, Undercar	20303	85356
1999-96	5.2L	V8 Cyl	Undercar	-	85356
1999-96	5.2L	V8 Cyl	Undercar; Y-Pipe	20303	-
1999-96	5.9L	V8 Cyl	RWD, Undercar	20303	85356
1999-96	5.9L	V8 Cyl	Undercar	20303	85356
1998	5.9L	V8 Cyl	Undercar; Y-Pipe	20303	-
1995-94	3.9L	V6 Cyl	RWD, Undercar	20297	70535
1995-94	3.9L	V6 Cyl	Undercar	20297	70535
1995-94	5.2L	V8 Cyl	Undercar	-	70535
1995-94	5.9L	V8 Cyl	Undercar	-	70535
1995-94	5.9L	V8 Cyl	Undercar; Y-Pipe	20297	-
1995	5.2L	V8 Cyl	Undercar; Y-Pipe	20297	-
1994	3.9L	V6 Cyl	RWD, Undercar; Y-Pipe	20297	-

### RAM 1500 VAN

2003-00	3.9L	V6 Cyl	Undercar	20347	89517
2003-00	5.2L	V8 Cyl	Undercar	20347	89517
2003-00	5.9L	V8 Cyl	Undercar; Under 8500 lbs. GVW	20364	89517
1999	3.9L	V6 Cyl	Undercar	-	85356
1999	3.9L	V6 Cyl	Undercar; Y-Pipe	20304	-
1999	5.2L	V8 Cyl	Undercar	-	85356
1999	5.2L	V8 Cyl	Undercar; Y-Pipe	20304	-
1999	5.9L	V8 Cyl	Undercar	-	85356
1999	5.9L	V8 Cyl	Undercar; Y-Pipe	20304	-

### RAM 2500

2010-09	5.7L	V8 Cyl	Undercar	20426	-
2010-07	6.7L	L6 Cyl	Crew Cab Pickup, Diesel Particulate Filter; OE# 68035060AA / AC; Federal Emissions.	649002	-
2010-07	6.7L	L6 Cyl	Extended Crew Cab Pickup, Diesel Particulate Filter; OE# 68035060AA / AC; Federal Emissions.	649002	-
2010-07	6.7L	L6 Cyl	Standard Cab Pickup, Diesel Particulate Filter; OE# 68035060AA / AC; Federal Emissions.	649002	-
2007-04	5.7L	V8 Cyl	Undercar	20404	93165
2003	5.7L	V8 Cyl	Undercar	20406	-
2002-00	5.9L	V8 Cyl	Undercar	20394	83177
2002-94	8.0L	V10 Cyl	Undercar; 2 1/4" Pipes	20328	-
1999-97	5.9L	L6 Cyl	Undercar	-	85356
1999-96	5.9L	V8 Cyl	Undercar	-	85356
1999-96	5.9L	V8 Cyl	Undercar; Y-Pipe	20303	-
1998-94	8.0L	V10 Cyl	Undercar Left; 3" Pipes	-	70816
1998-94	8.0L	V10 Cyl	Undercar Left; 3" System	20338	-
1998-94	8.0L	V10 Cyl	Undercar Right; 3" Pipes	-	70816

Year

Liters

Cyl

Comments

Direct Fit #

Universal #

**DODGE (Con't)**

**RAM 2500 (Cont'd)**

1998-94	8.0L	V10 Cyl	Undercar Right; 3" System	20339	-
1997-94	5.9L	V8 Cyl	Undercar Left; 2 1/4" Converter; Over 8800 lbs. GVW	20323	-
1997-94	5.9L	V8 Cyl	Undercar Left; 2 1/4" Inlet; Over 8800 lbs. GVW	-	70814
1997-94	5.9L	V8 Cyl	Undercar Right; 2 1/4" Inlet; Over 8800 lbs. GVW	20324	-
1997-94	5.9L	V8 Cyl	Undercar Right; 2 1/4" Inlet; Over 8800 lbs. GVW	-	70814
1996	5.2L	V8 Cyl	Undercar	-	85356
1996	5.2L	V8 Cyl	Undercar; Y-Pipe	20303	-
1995-94	5.2L	V8 Cyl	Undercar	-	70535
1995-94	5.2L	V8 Cyl	Undercar; Y-Pipe	20297	-
1995-94	5.9L	V8 Cyl	Undercar	-	70535
1995-94	5.9L	V8 Cyl	Undercar; Y-Pipe	20297	-

**RAM 2500 VAN**

2003-02	5.9L	V8 Cyl	Undercar; 3" Converter System	20355	-
2003-00	5.9L	V8 Cyl	Undercar; Under 8500 lbs. GVW	20364	89517
2003	5.2L	V8 Cyl	Undercar	20347	89517
2001-00	5.2L	V8 Cyl	Undercar	20347	89517
2000	5.9L	V8 Cyl	Undercar; 3" Converter System	20355	-
1999	5.2L	V8 Cyl	Undercar	-	70535
1999	5.2L	V8 Cyl	Undercar; Y-Pipe	20304	-
1999	5.9L	V8 Cyl	Undercar	-	70535
1999	5.9L	V8 Cyl	Undercar; Y-Pipe	20304	-

**RAM 3500**

2010-09	6.7L	L6 Cyl	Crew Cab Pickup, Diesel Particulate Filter; OE# 68035061AA / AB	649003	-
2010-09	6.7L	L6 Cyl	Extended Crew Cab Pickup, Diesel Particulate Filter; OE# 68035061AA / AB	649003	-
2010-09	6.7L	L6 Cyl	Standard Cab Pickup, Diesel Particulate Filter; OE# 68035061AA / AB	649003	-
2009	5.7L	V8 Cyl	Undercar	20426	-
2008-07	6.7L	L6 Cyl	Crew Cab Pickup, Diesel Particulate Filter; OE# 68035060AA / AC; Federal Emissions.	649002	-
2008-07	6.7L	L6 Cyl	Extended Crew Cab Pickup, Diesel Particulate Filter; OE# 68035060AA / AC; Federal Emissions.	649002	-
2008-07	6.7L	L6 Cyl	Standard Cab Pickup, Diesel Particulate Filter; OE# 68035060AA / AC; Federal Emissions.	649002	-
2007-04	5.7L	V8 Cyl	Undercar	20404	93165
2003	5.7L	V8 Cyl	Undercar	20406	-
2002-00	5.9L	V8 Cyl	Undercar	20394	83177
2002-94	8.0L	V10 Cyl	Undercar; 2 1/4" Pipes	20328	70864
1999-96	5.9L	V8 Cyl	Undercar	-	85356
1999-96	5.9L	V8 Cyl	Undercar; Y-Pipe	20303	-
1998-94	8.0L	V10 Cyl	Undercar Left; 3" Pipes	-	70816
1998-94	8.0L	V10 Cyl	Undercar Left; 3" System	20338	-
1998-94	8.0L	V10 Cyl	Undercar Right; 3" Pipes	-	70816
1998-94	8.0L	V10 Cyl	Undercar Right; 3" System	20339	-
1997-94	5.9L	V8 Cyl	Undercar Left; 2 1/4" Converter; Over 8800 lbs. GVW	20323	-
1997-94	5.9L	V8 Cyl	Undercar Left; 2 1/4" Inlet; Over 8800 lbs. GVW	-	70814

APPLICATIONS

Year

Liters

Cyl

Comments

Direct Fit #

Universal #

## DODGE (Con't)

### RAM 3500 (Cont'd)

1997-94	5.9L	V8 Cyl	Undercar Right; 2 1/4" Converter; Over 8800 lbs. GVW	20324	-
1997-94	5.9L	V8 Cyl	Undercar Right; 2 1/4" Inlet; Over 8800 lbs. GVW	-	70814 70954
1995-94	5.9L	L6 Cyl	Undercar	-	70535
1995-94	5.9L	L6 Cyl	Undercar; Y-Pipe	20297	-
1995-94	5.9L	V8 Cyl	Undercar	-	70535
1995-94	5.9L	V8 Cyl	Undercar; Y-Pipe	20297	-

### RAM 3500 VAN

2003-01	5.9L	V8 Cyl	Undercar; 3" Converter System	20355	-
2003-00	5.2L	V8 Cyl	Undercar	20347	89517
2003-00	5.9L	V8 Cyl	Undercar; Under 8500 lbs. GVW	20364	89517
1999	5.2L	V8 Cyl	Undercar	-	85356
1999	5.2L	V8 Cyl	Undercar; Y-Pipe	20304	-

### RAMCHARGER

1988-85	5.2L	V8 Cyl	RWD, Undercar Rear	20263	70423
1988-82	5.2L	V8 Cyl	4WD, Undercar Rear	20268	70423

### RAMPAGE

1984-82	2.2L	L4 Cyl	Undercar	20141	70419
---------	------	--------	----------	-------	-------

### SHADOW

1994-92	3.0L	V6 Cyl	Undercar	20287	70318
1994-89	2.5L	L4 Cyl	Naturally Aspirated, Undercar	20124	70419
1994-87	2.2L	L4 Cyl	Naturally Aspirated, Undercar	20124	70419
1992-89	2.5L	L4 Cyl	Turbocharged, Undercar	20250	70318
1990-88	2.2L	L4 Cyl	Turbocharged, Undercar	20250	70318
1987	2.2L	L4 Cyl	Turbocharged, Undercar	-	70317

### SPIRIT

1995-92	3.0L	V6 Cyl	Undercar	20270	70421
1994-89	2.5L	L4 Cyl	Naturally Aspirated, Undercar	20124	70419
1992-91	2.2L	L4 Cyl	Turbocharged, Undercar	20250	70318
1992-89	2.5L	L4 Cyl	Turbocharged, Undercar	20250	70318
1991-89	3.0L	V6 Cyl	Undercar Rear	20271	70421

### SPRINTER 2500

2009-07	3.0L	V6 Cyl	Diesel Particulate Filter; OE# 68011959AA	649005	-
---------	------	--------	---	--------	---

### SPRINTER 3500

2009-07	3.0L	V6 Cyl	Diesel Particulate Filter; OE# 68011959AA	649005	-
---------	------	--------	---	--------	---

### STEALTH

1996-91	3.0L	V6 Cyl	Undercar	40008	70421
---------	------	--------	----------	-------	-------

### STRATUS

2006-01	2.4L	L4 Cyl	Sedan, Undercar	20343	82614
2006-01	2.7L	V6 Cyl	Firewall Side; Precat	20334	-

APPLICATIONS

Year

Liters

Cyl

Comments

Direct Fit #

Universal #

**DODGE (Con't)**

**STRATUS (Cont'd)**

2006-01	2.7L	V6 Cyl	Radiator Side; Precat	20333	-
2005-01	2.4L	L4 Cyl	Coupe, Front	40654	-
2005-01	3.0L	V6 Cyl	Firewall Side; Precat	40416	-
2005-01	3.0L	V6 Cyl	Radiator Side; Precat	40415	-
2005-01	3.0L	V6 Cyl	Undercar Rear	40408	83165
2003-01	2.4L	L4 Cyl	Coupe, Undercar Rear	40452	83164
2000-96	2.5L	V6 Cyl	Firewall Side; Precat	20397	-
2000-95	2.4L	L4 Cyl	Undercar	20322	83165
2000-95	2.5L	V6 Cyl	Undercar	20322	83165
1997-96	2.0L	L4 Cyl	Undercar	-	83166
1997-96	2.0L	L4 Cyl	Undercar; 2 Bolt Flange	20321	-

**VIPER**

2006-03	8.3L	V10 Cyl	Undercar Left; 3" System	20362	79230
2006-03	8.3L	V10 Cyl	Undercar Right; 3" System	20363	79230

**W100**

1989-86	5.2L	V8 Cyl	Undercar	20317	70318
1988	5.9L	V8 Cyl	Undercar; Under 8500 lbs. GVW	20263	70423
1987-86	3.7L	L6 Cyl	Undercar	-	70317
1987-86	5.9L	V8 Cyl	Undercar	20281	70637
1977-75	5.2L	V8 Cyl	Undercar	20147	70318
1977-75	5.9L	V8 Cyl	Undercar	20147	70318

**W150**

1993-92	3.9L	V6 Cyl	Undercar	-	71330
1993	5.9L	V8 Cyl	Undercar; Under 8500 lbs. GVW	20292	70637
1991-88	5.9L	V8 Cyl	Undercar; Under 8500 lbs. GVW	20263	70423
1990-86	5.2L	V8 Cyl	Undercar	20317	70318
1987-82	3.7L	L6 Cyl	Undercar	-	70317
1987	5.9L	V8 Cyl	Undercar	20281	70637
1985-84	5.2L	V8 Cyl	Undercar	20281	70637
1985-84	5.9L	V8 Cyl	Undercar	20281	70637
1978-77	5.2L	V8 Cyl	Undercar	20147	70318
1978-77	5.9L	V8 Cyl	Undercar	20147	70318

**W200**

1978-75	5.2L	V8 Cyl	Undercar	20147	70318
1978-75	5.9L	V8 Cyl	Undercar	20147	70318

**W250**

1993-92	5.2L	V8 Cyl	Undercar	-	71330
1993-92	5.9L	V8 Cyl	Undercar	20292	70637
1992-88	5.9L	V8 Cyl	Undercar; To 2/92; Under 8800 lbs. GVW	20263	70423
1990-86	5.2L	V8 Cyl	Undercar	20317	70318
1987-84	5.9L	V8 Cyl	Undercar	20281	70637

APPLICATIONS

Year

Liters

Cyl

Comments

Direct Fit #

Universal #

APPLICATIONS

## DODGE (Con't)

### W250 (Cont'd)

1985-84	5.2L	V8 Cyl	Undercar	20281	70637
---------	------	--------	----------	-------	-------

### W300

1978-75	5.2L	V8 Cyl	Undercar	20147	70318
1978-75	5.9L	V8 Cyl	Undercar	20147	70318

### W350

1993-92	5.9L	V8 Cyl	Undercar	20292	70637
1992-88	5.9L	V8 Cyl	Undercar; To 2/92; Under 8800 lbs. GVW	20263	70423
1987-84	5.9L	V8 Cyl	Undercar Rear	20281	70636

## EAGLE

### MEDALLION

1989-88	2.2L	L4 Cyl	Undercar	40132	70316
---------	------	--------	----------	-------	-------

### PREMIER

1992-88	3.0L	V6 Cyl	Undercar	10145	70317
1989-88	2.5L	L4 Cyl	Undercar	10145	70317

### SUMMIT

1995-92	1.8L	L4 Cyl	Undercar	40073	70316
1994-89	1.5L	L4 Cyl	Undercar	40077	70316
1990-89	1.6L	L4 Cyl	Undercar	40077	70316

### TALON

1998-95	2.0L	L4 Cyl	FWD, Undercar	40538	83164
1994-93	1.8L	L4 Cyl	Undercar	40073	70316
1994-90	2.0L	L4 Cyl	Undercar	40073	70316

### VISION

1997-93	3.5L	V6 Cyl	Front Left	20299	82724
1997-93	3.5L	V6 Cyl	Front Right	20298	82724
1997-93	3.5L	V6 Cyl	Undercar Rear	20305	85346
1996-93	3.3L	V6 Cyl	Undercar Rear	20279	85346
1996-93	3.3L	V6 Cyl	Undercar Right	20332	83165

## FIAT

### BRAVA

1981-80	2.0L	L4 Cyl	Undercar	-	70316
---------	------	--------	----------	---	-------

### X-1/9

1983-80	1.5L	L4 Cyl	FI, Undercar	-	70316
1980	1.5L	L4 Cyl	CARB, Undercar	40028	70316

## FORD

### AEROSTAR

1997-90	4.0L	V6 Cyl	Undercar	30326	70317
1989-86	3.0L	V6 Cyl	RWD, Automatic, Undercar	30255	-

Year

Liters

Cyl

Comments

Direct Fit #

Universal #

**FORD (Con't)**

**AEROSTAR (Cont'd)**

1989-86	3.0L	V6 Cyl	RWD, Automatic, Undercar Front	-	70316
1989-86	3.0L	V6 Cyl	Undercar Rear	-	70317
1987-86	2.3L	L4 Cyl	Undercar	30185	70317

**ASPIRE**

1997-94	1.3L	L4 Cyl	Undercar	30314	82724
---------	------	--------	----------	-------	-------

**BRONCO**

1996-94	5.8L	V8 Cyl	Undercar; Dual Converter System; w/o Air Tube; Under 8500 lbs. GVW	30428	-
1996-94	5.8L	V8 Cyl	Undercar Front; Dual Converter System; w/o Air Tube; Under 8500 lbs. GVW	-	70955
1996-94	5.8L	V8 Cyl	Undercar Rear	-	70318
1996-91	5.0L	V8 Cyl	Undercar Front	-	70534
1996-91	5.0L	V8 Cyl	Undercar Rear	-	70530
1996	5.0L	V8 Cyl	Undercar	30407	-
1995-91	5.0L	V8 Cyl	Undercar	30275	-
1993-88	5.8L	V8 Cyl	Undercar; Single Converter System; Under 8500 lbs. GVW	30276	70637
1992-87	4.9L	L6 Cyl	Undercar	30277	70637
1986-84	4.9L	L6 Cyl	Undercar	30271	70637
1984	5.0L	V8 Cyl	Undercar	-	70637
1983-80	4.9L	L6 Cyl	Undercar	30176	70317
1983-80	5.0L	V8 Cyl	Undercar	30176	70317
1983-80	5.8L	V8 Cyl	Undercar	30176	70317
1979-78	5.8L	V8 Cyl	Undercar	30172	70318

**BRONCO II**

1990-88	2.9L	V6 Cyl	Undercar	30291	70318
1987-86	2.9L	V6 Cyl	Undercar	30254	70534
1985-84	2.8L	V6 Cyl	Undercar	30179	70421

**CONTOUR**

2000-98	2.0L	L4 Cyl	Undercar	30364	70913
2000-95	2.5L	V6 Cyl	Automatic, Undercar Rear	30372	70316
2000-95	2.5L	V6 Cyl	Standard, Undercar Rear	30366	70317
2000-95	2.5L	V6 Cyl	Firewall Side	30344	-
2000-95	2.5L	V6 Cyl	LX, Radiator Side	40714	-
2000-95	2.5L	V6 Cyl	SE, Radiator Side	40714	-
1998-95	2.5L	V6 Cyl	GL, Radiator Side	40714	-
1997-96	2.5L	V6 Cyl	Sport, Radiator Side	40714	-
1997-95	2.0L	L4 Cyl	Undercar	30354	70913
1995	2.5L	V6 Cyl	GL Sport, Radiator Side	40714	-
1995	2.5L	V6 Cyl	LX Sport, Radiator Side	40714	-

**CROWN VICTORIA**

2011-03	4.6L	V8 Cyl	Undercar Front	-	83804 83805
2011-03	4.6L	V8 Cyl	Undercar Left	30383	-

APPLICATIONS



Year

Liters

Cyl

Comments

Direct Fit #

Universal #

## FORD (Con't)

### CROWN VICTORIA (Cont'd)

2011-03	4.6L	V8 Cyl	Undercar Rear	-	70317
2011-03	4.6L	V8 Cyl	Undercar Right	30384	-
2002-96	4.6L	V8 Cyl	Undercar Rear	-	83165
2002	4.6L	V8 Cyl	Undercar Front; From 6/02	-	83805
2002	4.6L	V8 Cyl	Undercar Front; From 6/3/02	-	83804
2002	4.6L	V8 Cyl	Undercar Front; To 6/2/02	-	83624
2002	4.6L	V8 Cyl	Undercar Left; From 6/3/02	30383	-
2002	4.6L	V8 Cyl	Undercar Left; To 6/3/02	30315	-
2002	4.6L	V8 Cyl	Undercar Rear; From 6/3/02	-	70317
2002	4.6L	V8 Cyl	Undercar Right; From 6/3/02	30384	-
2002	4.6L	V8 Cyl	Undercar Right; To 6/3/02	30316	-
2001-96	4.6L	V8 Cyl	Undercar Front	-	83624
2001-96	4.6L	V8 Cyl	Undercar Left	30315	-
2001-96	4.6L	V8 Cyl	Undercar Right	30316	-
1995	4.6L	V8 Cyl	Undercar Left	30301	70317
1995	4.6L	V8 Cyl	Undercar Right	30302	70317
1994-92	4.6L	V8 Cyl	Undercar Left	30287	70316
1994-92	4.6L	V8 Cyl	Undercar Right	30286	70316

### E-150

2014-13	4.6L	V8 Cyl	Undercar	30547	-
2012-09	4.6L	V8 Cyl	Undercar	30547	82776
2008-07	4.6L	V8 Cyl	Undercar Front	-	82566
2008-07	4.6L	V8 Cyl	Undercar Rear	-	82566
2008-05	5.4L	V8 Cyl	Undercar Front	-	82155
2008-05	5.4L	V8 Cyl	Undercar Front Y-Pipe Unit	30450	-
2008-05	5.4L	V8 Cyl	Undercar Rear	-	70258
2008	4.6L	V8 Cyl	Undercar; 1-Piece Y-Pipe	30513	-
2007	4.6L	V8 Cyl	Undercar; 1-Piece Y-Pipe; From 10/16/06	30513	-
2007	4.6L	V8 Cyl	Undercar Left; To 10/16/06	30402	-
2007	4.6L	V8 Cyl	Undercar Right; To 10/16/06	30403	-
2006-03	4.6L	V8 Cyl	Undercar Left	30402	-
2006-03	4.6L	V8 Cyl	Undercar Right	30403	-
2004-03	5.4L	V8 Cyl	Undercar	-	78300
2004-03	5.4L	V8 Cyl	Undercar; 3 Bolt Flange	30803	-
2004-03	5.4L	V8 Cyl	Undercar; Under 8500 lbs. GVW	30804	83706
2003	4.2L	V6 Cyl	Undercar Front	-	83425
2003	4.2L	V6 Cyl	Undercar Left	30329	-
2003	4.2L	V6 Cyl	Undercar Rear	-	82776
2003	4.2L	V6 Cyl	Undercar Right	30328	-

### E-150 CLUB WAGON

2005-03	4.6L	V8 Cyl	Undercar Left	30402	-
2005-03	4.6L	V8 Cyl	Undercar Right	30403	-

Year

Liters

Cyl

Comments

Direct Fit #

Universal #

**FORD (Con't)**

**E-150 CLUB WAGON (Cont'd)**

2005	5.4L	V8 Cyl	Undercar Front	-	82155
2005	5.4L	V8 Cyl	Undercar Front Y-Pipe Unit	30450	-
2005	5.4L	V8 Cyl	Undercar Rear	-	70258
2004-03	5.4L	V8 Cyl	Undercar	-	78300
2004-03	5.4L	V8 Cyl	Undercar; 3 Bolt Flange	30803	-
2004-03	5.4L	V8 Cyl	Undercar; Under 8500 lbs. GVW	30804	83706
2003	4.2L	V6 Cyl	Undercar Front	-	83425
2003	4.2L	V6 Cyl	Undercar Rear	-	82776
2003	4.2L	V6 Cyl	Undercar Right	30328	-
2003	5.4L	V8 Cyl	CA Emissions; Undercar Front; Over 8500 lbs. GVW	30464	-

**E-150 ECONOLINE**

2002-00	4.2L	V6 Cyl	Undercar Front	-	83425
2002-00	4.2L	V6 Cyl	Undercar Left	30329	-
2002-00	4.2L	V6 Cyl	Undercar Rear	-	82776
2002-00	4.2L	V6 Cyl	Undercar Right	30328	-
2002-00	4.6L	V8 Cyl	Undercar Left	30402	-
2002-00	4.6L	V8 Cyl	Undercar Right	30403	-
2002-00	5.4L	V8 Cyl	CA Emissions; Undercar Front; Over 8500 lbs. GVW	30464	82725
2002-97	5.4L	V8 Cyl	Undercar; Under 8500 lbs. GVW	30804	83706
2002	5.4L	V8 Cyl	Undercar	-	78300
2002	5.4L	V8 Cyl	Undercar; 3 Bolt Flange	30803	-
1999-97	4.6L	V8 Cyl	Undercar Front	-	83705
1999-97	4.6L	V8 Cyl	Undercar Left	30436	-
1999-97	4.6L	V8 Cyl	Undercar Rear	-	83166
1999-97	4.6L	V8 Cyl	Undercar Right	30437	-
1999	4.2L	V6 Cyl	CA Emissions; Undercar Front	-	82465
1999	4.2L	V6 Cyl	CA Emissions; Undercar Left	30329	-
1999	4.2L	V6 Cyl	CA Emissions; Undercar Rear	-	85285
1999	4.2L	V6 Cyl	CA Emissions; Undercar Right	30328	-
1999	4.2L	V6 Cyl	Federal Emissions; Undercar Front	-	83425 83624
1999	4.2L	V6 Cyl	Federal Emissions; Undercar Left	30483	-
1999	4.2L	V6 Cyl	Federal Emissions; Undercar Rear	-	83176
1999	4.2L	V6 Cyl	Federal Emissions; Undercar Right	30484	-
1998-97	4.2L	V6 Cyl	Undercar Left	30337	85286
1998	4.2L	V6 Cyl	Undercar Right	30338	85286
1996-95	4.9L	L6 Cyl	Undercar	30380	-
1996-95	4.9L	L6 Cyl	Undercar Front	-	85346
1996-95	4.9L	L6 Cyl	Undercar Rear	-	83714
1996-95	5.8L	V8 Cyl	Undercar; Dual Converter System; w/o Air Tube; Under 8500 lbs. GVW	30428	-
1996-95	5.8L	V8 Cyl	Undercar Front; Dual Converter System; w/o Air Tube; Under 8500 lbs. GVW	-	70955
1996-95	5.8L	V8 Cyl	Undercar Rear	-	70318
1996	5.8L	V8 Cyl	Undercar; Over 8500 lbs. GVW	30394	89516

APPLICATIONS

Year

Liters

Cyl

Comments

Direct Fit #

Universal #

## FORD (Con't)

### E-150 ECONOLINE (Cont'd)

1995-92	5.8L	V8 Cyl	Undercar; Under 8500 lbs. GVW	-	70637
1995-92	5.8L	V8 Cyl	Undercar; Y-Pipe; Under 8500 lbs. GVW	30342	-
1995-88	5.8L	V8 Cyl	Undercar; 4 Bolt Flange; Under 8600 lbs. GVW	30259	-
1995-88	5.8L	V8 Cyl	Undercar; Under 8600 lbs. GVW	-	70531
1995-86	5.0L	V8 Cyl	Undercar	30251	70637
1994-87	4.9L	L6 Cyl	Undercar	30250	70637
1987-84	5.8L	V8 Cyl	4BBL, CARB, Undercar	-	70637
1986-84	4.9L	L6 Cyl	Undercar	30236	70317
1985-84	5.0L	V8 Cyl	Undercar	-	70637
1983-82	5.8L	V8 Cyl	Undercar	-	70423
1983-79	4.9L	L6 Cyl	Undercar	-	70421
1981-80	5.0L	V8 Cyl	Undercar	-	70318
1980-79	5.8L	V8 Cyl	Undercar	-	70317
1977	4.9L	L6 Cyl	Undercar	30176	70317

### E-150 ECONOLINE CLUB WAGON

2002-00	4.2L	V6 Cyl	Undercar Front	-	83425
2002-00	4.2L	V6 Cyl	Undercar Rear	-	82776
2002-00	4.2L	V6 Cyl	Undercar Right	30328	-
2002-00	4.6L	V8 Cyl	Undercar Left	30402	-
2002-00	4.6L	V8 Cyl	Undercar Right	30403	-
2002-00	5.4L	V8 Cyl	CA Emissions; Undercar Front; Over 8500 lbs. GVW	30464	82725
2002-97	5.4L	V8 Cyl	Undercar; Under 8500 lbs. GVW	30804	83706
2002	5.4L	V8 Cyl	Undercar	-	78300
2002	5.4L	V8 Cyl	Undercar; 3 Bolt Flange	30803	-
1999-97	4.6L	V8 Cyl	Undercar Front	-	83705
1999-97	4.6L	V8 Cyl	Undercar Left	30436	-
1999-97	4.6L	V8 Cyl	Undercar Rear	-	83166
1999-97	4.6L	V8 Cyl	Undercar Right	30437	-
1999	4.2L	V6 Cyl	CA Emissions; Undercar Front	-	82465
1999	4.2L	V6 Cyl	CA Emissions; Undercar Left	30329	-
1999	4.2L	V6 Cyl	CA Emissions; Undercar Rear	-	85285
1999	4.2L	V6 Cyl	CA Emissions; Undercar Right	30328	-
1999	4.2L	V6 Cyl	Federal Emissions; Undercar Front	-	83425 83624
1999	4.2L	V6 Cyl	Federal Emissions; Undercar Left	30483	-
1999	4.2L	V6 Cyl	Federal Emissions; Undercar Rear	-	83176
1999	4.2L	V6 Cyl	Federal Emissions; Undercar Right	30484	-
1998-97	4.2L	V6 Cyl	Undercar Left	30337	85286
1998-97	4.2L	V6 Cyl	Undercar Right	30338	85286
1996-95	4.9L	L6 Cyl	Undercar	30380	-
1996-95	4.9L	L6 Cyl	Undercar Front	-	85346
1996-95	4.9L	L6 Cyl	Undercar Rear	-	83714
1996-95	5.8L	V8 Cyl	Undercar; Dual Converter System; w/o Air Tube; Under 8500 lbs. GVW	30428	-

Year

Liters

Cyl

Comments

Direct Fit #

Universal #

**FORD (Con't)**

**E-150 ECONOLINE CLUB WAGON (Cont'd)**

1996-95	5.8L	V8 Cyl	Undercar Front; Dual Converter System; w/o Air Tube; Under 8500 lbs. GVW	-	70955
1996-95	5.8L	V8 Cyl	Undercar Rear	-	70318
1996	5.8L	V8 Cyl	Undercar; Over 8500 lbs. GVW	30394	89516
1995-92	5.8L	V8 Cyl	Undercar; Under 8500 lbs. GVW	-	70637
1995-92	5.8L	V8 Cyl	Undercar; Y-Pipe; Under 8500 lbs. GVW	30342	-
1995-88	5.8L	V8 Cyl	Undercar; 4 Bolt Flange; Under 8600 lbs. GVW	30259	-
1995-88	5.8L	V8 Cyl	Undercar; Under 8600 lbs. GVW	-	70531
1995-86	5.0L	V8 Cyl	Undercar	30251	70637
1994-87	4.9L	L6 Cyl	Undercar	30250	70637
1987-84	5.8L	V8 Cyl	4BBL, CARB, Undercar	-	70637
1986-84	4.9L	L6 Cyl	Undercar	30236	70317
1985-84	5.0L	V8 Cyl	Undercar	-	70637
1983-82	5.8L	V8 Cyl	Undercar	-	70423
1983-79	4.9L	L6 Cyl	Undercar	-	70421
1981-80	5.0L	V8 Cyl	Undercar	-	70318
1980-79	5.8L	V8 Cyl	Undercar	-	70317
1978-77	4.9L	L6 Cyl	Undercar	30176	70317

**E-250**

2014-13	4.6L	V8 Cyl	Undercar	30547	-
2012-09	4.6L	V8 Cyl	Undercar	30547	82776
2008-07	4.6L	V8 Cyl	Undercar Front	-	82566
2008-05	5.4L	V8 Cyl	Undercar Front Y-Pipe Unit	30450	-
2008	4.6L	V8 Cyl	Undercar; 1-Piece Y-Pipe	30513	-
2007-05	5.4L	V8 Cyl	Undercar Front	-	82155
2007-05	5.4L	V8 Cyl	Undercar Rear	-	82565
2007	4.6L	V8 Cyl	Undercar; 1-Piece Y-Pipe; From 10/16/06	30513	-
2007	4.6L	V8 Cyl	Undercar Left; To 10/16/06	30402	-
2007	4.6L	V8 Cyl	Undercar Rear	-	82566
2007	4.6L	V8 Cyl	Undercar Right; To 10/16/06	30403	-
2006-03	4.6L	V8 Cyl	Undercar Left	30402	-
2006-03	4.6L	V8 Cyl	Undercar Right	30403	-
2005-03	5.4L	V8 Cyl	Undercar; 3 Bolt Flange; From 9500 to 12000 lbs. GVW	30803	-
2005-03	5.4L	V8 Cyl	Undercar; From 9500 to 12000 lbs. GVW	-	78300
2004-03	4.6L	V8 Cyl	Undercar Front	-	82725
2004-03	4.6L	V8 Cyl	Undercar Rear	-	82776
2004-03	5.4L	V8 Cyl	Undercar; Under 8500 lbs. GVW	30804	-
2003	4.2L	V6 Cyl	Undercar Front	-	82465
2003	4.2L	V6 Cyl	Undercar Left	30329	-
2003	4.2L	V6 Cyl	Undercar Rear	-	85285
2003	4.2L	V6 Cyl	Undercar Right	30328	-

**E-250 ECONOLINE**

2002-00	4.2L	V6 Cyl	Undercar Front	-	82465
---------	------	--------	----------------	---	-------

APPLICATIONS

Year

Liters

Cyl

Comments

Direct Fit #

Universal #

## FORD (Con't)

### E-250 ECONOLINE (Cont'd)

2002-00	4.2L	V6 Cyl	Undercar Left	30329	-
2002-00	4.2L	V6 Cyl	Undercar Rear	-	85285
2002-00	4.2L	V6 Cyl	Undercar Right	30328	-
2002-00	5.4L	V8 Cyl	CA Emissions; Undercar Front; Over 8500 lbs. GVW	30464	82735
2002-97	5.4L	V8 Cyl	Undercar; 3 Bolt Flange; From 9500 to 12000 lbs. GVW	30803	-
2002-97	5.4L	V8 Cyl	Undercar; From 9500 to 12000 lbs. GVW	-	78300
2002-97	5.4L	V8 Cyl	Undercar; Under 8500 lbs. GVW	30804	-
1999	4.2L	V6 Cyl	CA Emissions; Undercar Front	-	82465
1999	4.2L	V6 Cyl	CA Emissions; Undercar Left	30329	-
1999	4.2L	V6 Cyl	CA Emissions; Undercar Rear	-	85285
1999	4.2L	V6 Cyl	CA Emissions; Undercar Right	30328	-
1999	4.2L	V6 Cyl	Federal Emissions; Undercar Front	-	83624
1999	4.2L	V6 Cyl	Federal Emissions; Undercar Left	30483	-
1999	4.2L	V6 Cyl	Federal Emissions; Undercar Rear	-	83176
1999	4.2L	V6 Cyl	Federal Emissions; Undercar Right	30484	-
1999	5.4L	V8 Cyl	Federal Emissions; Undercar Rear	-	83176
1998-97	4.2L	V6 Cyl	Undercar Left	30337	85286
1998-97	4.2L	V6 Cyl	Undercar Right	30338	85286
1996-95	4.9L	L6 Cyl	Undercar	30380	70534
1996-95	4.9L	L6 Cyl	Undercar Front	-	70318
1996-88	5.8L	V8 Cyl	Undercar; 4 Bolt Flange; Over 8600 lbs. GVW	30800	-
1996-88	5.8L	V8 Cyl	Undercar; Over 8600 lbs. GVW	-	78400
1996	5.8L	V8 Cyl	Undercar; Dual Converter System; w/o Air Tube; Under 8500 lbs. GVW	30428	-
1996	5.8L	V8 Cyl	Undercar; Over 8500 lbs. GVW	30394	89516
1996	5.8L	V8 Cyl	Undercar Front; Dual Converter System; w/o Air Tube; Under 8500 lbs. GVW	-	70955
1996	5.8L	V8 Cyl	Undercar Rear	-	70318
1995-92	5.8L	V8 Cyl	Undercar; Under 8500 lbs. GVW	-	70637
1995-92	5.8L	V8 Cyl	Undercar; Y-Pipe; Under 8500 lbs. GVW	30342	-
1995-88	5.8L	V8 Cyl	Undercar; 4 Bolt Flange; Under 8600 lbs. GVW	30259	-
1995-88	5.8L	V8 Cyl	Undercar; Under 8600 lbs. GVW	-	70531
1994-87	4.9L	L6 Cyl	Undercar	30250	70637
1991-86	5.0L	V8 Cyl	Undercar	30251	70637
1987-85	5.8L	V8 Cyl	4BBL, CARB, Undercar	-	70637
1986-84	4.9L	L6 Cyl	Undercar	30236	70317
1985-84	5.0L	V8 Cyl	Undercar	-	70637
1983-82	5.8L	V8 Cyl	Undercar	-	70423
1983-79	4.9L	L6 Cyl	Undercar	-	70421
1981-79	5.0L	V8 Cyl	Undercar	-	70318
1981-79	5.8L	V8 Cyl	Undercar	-	70318
1980-79	7.5L	V8 Cyl	Undercar	-	70318
1980	6.6L	V8 Cyl	Undercar	-	70318
1977	4.9L	L6 Cyl	Undercar	30176	70421

Year

Liters

Cyl

Comments

Direct Fit #

Universal #

**FORD (Con't)**

**E-250 ECONOLINE CLUB WAGON**

1991-88	5.8L	V8 Cyl	Undercar; 4 Bolt Flange; Over 8600 lbs. GVW	30800	-
1991-88	5.8L	V8 Cyl	Undercar; 4 Bolt Flange; Under 8600 lbs. GVW	30259	-
1991-88	5.8L	V8 Cyl	Undercar; Over 8600 lbs. GVW	-	78400
1991-88	5.8L	V8 Cyl	Undercar; Under 8600 lbs. GVW	-	70531
1991-87	7.5L	V8 Cyl	Undercar; 2 1/2" Outlet	-	78400
1991-87	7.5L	V8 Cyl	Undercar; 4 Bolt Flange; 2 1/2" Outlet	30800	-
1990-87	4.9L	L6 Cyl	Undercar	30250	70637
1987-85	5.8L	V8 Cyl	4BBL, CARB, Undercar	-	70637
1986-84	4.9L	L6 Cyl	Undercar	30236	70317
1983-82	5.8L	V8 Cyl	Undercar	-	70423
1983	4.9L	L6 Cyl	Undercar	-	70421
1981-80	6.6L	V8 Cyl	Undercar	-	70318
1981-79	5.8L	V8 Cyl	Undercar	-	70318
1981-79	7.5L	V8 Cyl	Undercar	-	70318
1980-79	4.9L	L6 Cyl	Undercar	-	70421
1980-79	5.0L	V8 Cyl	Undercar	-	70318
1978-77	4.9L	L6 Cyl	Undercar	30176	70421

**E-350 CLUB WAGON**

2005-04	6.0L	V8 Cyl	DIESEL, Undercar	30514	-
2005-03	5.4L	V8 Cyl	Undercar; 3 Bolt Flange; Single Converter System	30803	-
2005-03	5.4L	V8 Cyl	Undercar; 3 Bolt Flange; Single Converter System; exc. SUPER DUTY	30360	-
2005-03	5.4L	V8 Cyl	Undercar; Single Converter System	-	70857 78300
2005	5.4L	V8 Cyl	Undercar Front	-	82155
2005	5.4L	V8 Cyl	Undercar Front Y-Pipe Unit	30450	-
2005	5.4L	V8 Cyl	Undercar Rear	-	70258
2005	6.8L	V10 Cyl	Undercar Front Y-Pipe Unit	30450	-
2003	5.4L	V8 Cyl	CA Emissions; Undercar Front; Over 8500 lbs. GVW	30464	-
2003	5.4L	V8 Cyl	Undercar Rear; 3 Bolt Flange; Single Converter System	30803	-
2003	6.8L	V10 Cyl	Federal Emissions; Undercar	-	78300
2003	6.8L	V10 Cyl	Federal Emissions; Undercar; 3 Bolt Flange	30803	-

**E-350 ECONOLINE**

2000-97	5.4L	V8 Cyl	Undercar; 3 Bolt Flange; Single Converter System; exc. SUPER DUTY	30360	-
2000-97	5.4L	V8 Cyl	Undercar; Single Converter System	-	70857 78300
2000	5.4L	V8 Cyl	CA Emissions; Undercar Front; Over 8500 lbs. GVW	-	82735
1998-97	5.4L	V8 Cyl	Undercar; 3 Bolt Flange; Single Converter System	30803	-
1998-97	5.4L	V8 Cyl	Undercar Rear; 3 Bolt Flange; Single Converter System	30803	-
1998-97	6.8L	V10 Cyl	CA Emissions; Undercar; w Curved Outlet Pipe & O2 Sensor; Over 8500 lbs. GVW	30804	-
1998-97	6.8L	V10 Cyl	Federal Emissions; Undercar	-	78300
1998-97	6.8L	V10 Cyl	Federal Emissions; Undercar; 3 Bolt Flange	30803	-
1998-97	6.8L	V10 Cyl	Undercar; Under 9500 lbs. GVW	30418	70857

APPLICATIONS

Year

Liters

Cyl

Comments

Direct Fit #

Universal #

## FORD (Con't)

### E-350 ECONOLINE (Cont'd)

1996-95	4.9L	L6 Cyl	Undercar	30380	70534
1996-95	4.9L	L6 Cyl	Undercar Rear	-	70318
1996-93	7.5L	V8 Cyl	Undercar; 3" Inlet & Outlet	30802	-
1996-88	5.8L	V8 Cyl	Undercar; 4 Bolt Flange; Over 8600 lbs. GVW	30800	-
1996-88	5.8L	V8 Cyl	Undercar; Over 8600 lbs. GVW	-	78400
1996	5.8L	V8 Cyl	Undercar; Dual Converter System; w/o Air Tube; Under 8500 lbs. GVW	30428	-
1996	5.8L	V8 Cyl	Undercar; Over 8500 lbs. GVW	30394	70855
1996	5.8L	V8 Cyl	Undercar Front; Dual Converter System; w/o Air Tube; Under 8500 lbs. GVW	-	70534 70955
1996	5.8L	V8 Cyl	Undercar Rear	-	70318
1995-88	5.8L	V8 Cyl	Undercar; 4 Bolt Flange; Under 8600 lbs. GVW	30259	-
1995-88	5.8L	V8 Cyl	Undercar; Under 8600 lbs. GVW	-	70531
1995-87	7.5L	V8 Cyl	Undercar; 4 Bolt Flange; Under 8600 lbs. GVW	30259	-
1995-87	7.5L	V8 Cyl	Undercar; Under 8600 lbs. GVW	-	70531
1994-87	4.9L	L6 Cyl	Undercar	30250	70637
1993-87	7.5L	V8 Cyl	Undercar; 2 1/2" Outlet	-	78400
1993-87	7.5L	V8 Cyl	Undercar; 4 Bolt Flange; 2 1/2" Outlet	30800	-
1992-88	7.5L	V8 Cyl	Undercar; 4 Bolt Flange; 2 1/2" Outlet; Over 8600 lbs. GVW	30800	-
1992-88	7.5L	V8 Cyl	Undercar; 4 Bolt Flange & 2 1/2" Outlet; Over 8600 lbs. GVW	-	78400
1987-85	5.8L	V8 Cyl	4BBL, CARB, Undercar	-	70637
1986-84	4.9L	L6 Cyl	Undercar	30236	70317
1983-80	4.9L	L6 Cyl	Undercar	-	70421
1981-80	5.0L	V8 Cyl	Undercar	-	70317
1977	4.9L	L6 Cyl	Undercar	30176	70421

### E-350 ECONOLINE CLUB WAGON

2002-97	5.4L	V8 Cyl	Undercar; 3 Bolt Flange; Single Converter System	30803	-
2002-97	5.4L	V8 Cyl	Undercar; Single Converter System	-	70857 78300
2002-97	5.4L	V8 Cyl	Undercar Rear; 3 Bolt Flange; Single Converter System	30803	-
2002-97	6.8L	V10 Cyl	Federal Emissions; Undercar	-	78300
2002-97	6.8L	V10 Cyl	Federal Emissions; Undercar; 3 Bolt Flange	30803	-
2002	5.4L	V8 Cyl	CA Emissions; Undercar Front; Over 8500 lbs. GVW	30464	-
2002	5.4L	V8 Cyl	Undercar; 3 Bolt Flange; Single Converter System; exc. SUPER DUTY	30360	-
2002	6.8L	V10 Cyl	CA Emissions; Undercar; w Curved Outlet Pipe & O2 Sensor; Over 8500 lbs. GVW	30804	-
2001-00	5.4L	V8 Cyl	CA Emissions; Undercar Front; Over 8500 lbs. GVW	30464	82735
2001-00	6.8L	V10 Cyl	Undercar; Over 8500 lbs. GVW	30804	-
2000-97	6.8L	V10 Cyl	CA Emissions; Undercar; w Curved Outlet Pipe & O2 Sensor; Over 8500 lbs. GVW	30804	-
2000-97	6.8L	V10 Cyl	Undercar; Under 9500 lbs. GVW	30418	70857
1996-95	4.9L	L6 Cyl	Undercar	30380	70534
1996-95	4.9L	L6 Cyl	Undercar Rear	-	70318
1996-93	7.5L	V8 Cyl	Undercar; 3" Inlet & Outlet	30802	-
1996-88	5.8L	V8 Cyl	Undercar; 4 Bolt Flange; Over 8600 lbs. GVW	30800	-

Year

Liters

Cyl

Comments

Direct Fit #

Universal #

**FORD (Con't)**

**E-350 ECONOLINE CLUB WAGON (Cont'd)**

1996-88	5.8L	V8 Cyl	Undercar; Over 8600 lbs. GVW	-	78400
1996	5.8L	V8 Cyl	Undercar; Dual Converter System; w/o Air Tube; Under 8500 lbs. GVW	30428	-
1996	5.8L	V8 Cyl	Undercar; Over 8500 lbs. GVW	30394	70855
1996	5.8L	V8 Cyl	Undercar Front; Dual Converter System; w/o Air Tube; Under 8500 lbs. GVW	-	70534 70955
1996	5.8L	V8 Cyl	Undercar Rear	-	70318
1995-88	5.8L	V8 Cyl	Undercar; 4 Bolt Flange; Under 8600 lbs. GVW	30259	-
1995-88	5.8L	V8 Cyl	Undercar; Under 8600 lbs. GVW	-	70531
1995-87	7.5L	V8 Cyl	Undercar; 4 Bolt Flange; Under 8600 lbs. GVW	30259	-
1995-87	7.5L	V8 Cyl	Undercar; Under 8600 lbs. GVW	-	70531
1994-87	4.9L	L6 Cyl	Undercar	30250	70637
1993-87	7.5L	V8 Cyl	Undercar; 2 1/2" Outlet	-	78400
1993-87	7.5L	V8 Cyl	Undercar; 4 Bolt Flange; 2 1/2" Outlet	30800	-
1992-88	7.5L	V8 Cyl	Undercar; 4 Bolt Flange; 2 1/2" Outlet; Over 8600 lbs. GVW	30800	-
1992-88	7.5L	V8 Cyl	Undercar; 4 Bolt Flange & 2 1/2" Outlet; Over 8600 lbs. GVW	-	78400
1992	4.9L	L6 Cyl	Undercar; 4 Bolt Flange; Under 8600 lbs. GVW	30259	-
1992	4.9L	L6 Cyl	Undercar; Under 8600 lbs. GVW	-	70531
1987-85	5.8L	V8 Cyl	4BBL, CARB, Undercar	-	70637
1986-84	4.9L	L6 Cyl	Undercar	30236	70317
1983-80	4.9L	L6 Cyl	Undercar	-	70421
1980	5.0L	V8 Cyl	Undercar	-	70317
1978-77	4.9L	L6 Cyl	Undercar	30176	70421

**E-350 SUPER DUTY**

2010-04	6.0L	V8 Cyl	DIESEL, Undercar	30514	-
2008-05	5.4L	V8 Cyl	Undercar Front	-	82155
2008-05	5.4L	V8 Cyl	Undercar Front Y-Pipe Unit	30450	-
2008-05	5.4L	V8 Cyl	Undercar Rear	-	70258
2008-05	6.8L	V10 Cyl	Undercar Front	-	82155
2008-05	6.8L	V10 Cyl	Undercar Front Y-Pipe Unit	30450	-
2008-05	6.8L	V10 Cyl	Undercar Rear	-	70258
2008	5.4L	V8 Cyl	Stripped Chassis, Undercar Rear	30809	-
2008	6.8L	V10 Cyl	Stripped Chassis, Undercar Rear	30809	-
2007-06	6.8L	V10 Cyl		-	78300
2007-06	6.8L	V10 Cyl	Undercar	30814	-
2007	5.4L	V8 Cyl	Stripped Chassis, Undercar Rear; From 10/06	30809	-
2007	6.8L	V10 Cyl	Stripped Chassis, Undercar Rear; From 10/06	30809	-
2006-05	5.4L	V8 Cyl	Stripped Chassis, Undercar Rear	30809	-
2006-05	6.8L	V10 Cyl	Stripped Chassis, Undercar Rear	30809	-
2005-04	5.4L	V8 Cyl	Undercar; 3 Bolt Flange; Single Converter System	30803	-
2005-04	5.4L	V8 Cyl	Undercar; Single Converter System	-	78300
2005-04	5.4L	V8 Cyl	Undercar Rear; 3 Bolt Flange; Single Converter System	30803	-
2004	6.8L	V10 Cyl	Federal Emissions; Undercar	-	78300
2004	6.8L	V10 Cyl	Federal Emissions; Undercar; 3 Bolt Flange	30803	-

APPLICATIONS



Year

Liters

Cyl

Comments

Direct Fit #

Universal #

## FORD (Con't)

### E-350 SUPER DUTY (Cont'd)

2003-00	5.4L	V8 Cyl	CA Emissions; Undercar Front; Over 8500 lbs. GVW	30464	-
---------	------	--------	--	-------	---

### E-450 ECONOLINE SUPER DUTY

2002-00	5.4L	V8 Cyl	Undercar	30810	-
2002-00	6.8L	V10 Cyl	Undercar	30810	-

### E-450 SUPER DUTY

2008-06	5.4L	V8 Cyl	Undercar Front	-	82155
2008-06	5.4L	V8 Cyl	Undercar Front Y-Pipe Unit	30450	-
2008-05	6.8L	V10 Cyl	Undercar Front	-	82155
2008-05	6.8L	V10 Cyl	Undercar Front Y-Pipe Unit	30450	-
2008	5.4L	V8 Cyl	Undercar Rear	30809	70258
2008	6.8L	V10 Cyl	Undercar Rear	30809	70258
2007-06	5.4L	V8 Cyl	Undercar Rear	-	70258
2007-06	6.8L	V10 Cyl		-	78300
2007-06	6.8L	V10 Cyl	Undercar	30814	-
2007-05	6.0L	V8 Cyl	DIESEL, Undercar	30514	-
2007-05	6.8L	V10 Cyl	Undercar Rear	-	70258
2006	5.4L	V8 Cyl	Undercar	30810	-
2005-03	6.8L	V10 Cyl	Undercar	30810	78300
2005-03	6.8L	V10 Cyl	Undercar; 3 Bolt Flange	30803	-
2004-03	5.4L	V8 Cyl	Undercar	30810	83706
2004-03	5.4L	V8 Cyl	Undercar; 3 Bolt Flange	30803	-

### E-550 SUPER DUTY

2003	6.8L	V10 Cyl	Undercar	30810	-
------	------	---------	----------	-------	---

### EDGE

2014-11	3.5L	V6 Cyl	Radiator Side	30555	-
2014-11	3.7L	V6 Cyl	Firewall Side; Precat	30557	-
2014-11	3.7L	V6 Cyl	Radiator Side	30555	-
2013-11	3.5L	V6 Cyl	Firewall Side; Precat	30557	-
2010-07	3.5L	V6 Cyl	Naturally Aspirated, Firewall Side; Precat	30533	-
2010-07	3.5L	V6 Cyl	Naturally Aspirated, Radiator Side; Precat	30530	-

### ESCAPE

2016-13	2.5L	L4 Cyl	Front	30578	-
2012-09	2.5L	L4 Cyl	7 VIN, Undercar	30572	93175
2012-09	3.0L	V6 Cyl	Firewall Side; Precat	30562	-
2012-09	3.0L	V6 Cyl	Undercar Rear	30563	70317
2012-09	3.0L	V6 Cyl	Radiator Side	30561	-
2008-05	2.3L	L4 Cyl	XLS, Undercar Rear	30411	-
2008-05	2.3L	L4 Cyl	XLS, Undercar Rear; exc. Hybrid	-	70316
2008-05	2.3L	L4 Cyl	XLT, Undercar Rear	30411	-
2008-05	2.3L	L4 Cyl	XLT, Undercar Rear; exc. Hybrid	-	70316
2008-05	2.3L	L4 Cyl	XLS, Front; exc. Hybrid	30545	-

APPLICATIONS

Year

Liters

Cyl

Comments

Direct Fit #

Universal #

**FORD (Con't)**

**ESCAPE (Cont'd)**

2008-05	2.3L	L4 Cyl	XLT, Front; exc. Hybrid	30545	-
2008-01	3.0L	V6 Cyl	Undercar Rear	30411	70316
2008-01	3.0L	V6 Cyl	Firewall Side	30489	-
2008	3.0L	V6 Cyl	Radiator Side	30508	-
2007-01	3.0L	V6 Cyl	Radiator Side	30488	-
2005	2.3L	L4 Cyl	XLT No Boundaries, Undercar Rear	30411	-
2005	2.3L	L4 Cyl	XLT No Boundaries, Undercar Rear; exc. Hybrid	-	70316
2005	2.3L	L4 Cyl	XLT No Boundaries, Front; exc. Hybrid	30545	-

**ESCORT**

2003-00	2.0L	L4 Cyl	ZX2, Undercar	30396	83805
2002-01	2.0L	L4 Cyl	SE, Undercar	30318	83804
2000-99	2.0L	L4 Cyl	ZX2 S/R, Undercar	30396	83805
2000-97	2.0L	L4 Cyl	LX, Undercar	30318	83804
1999-98	2.0L	L4 Cyl	SE, Undercar	30318	83804
1999-98	2.0L	L4 Cyl	ZX2 Cool Coupe, Undercar	30396	83805
1999-98	2.0L	L4 Cyl	ZX2 Hot Coupe, Undercar	30396	83805
1997	2.0L	L4 Cyl	Base, Undercar	30318	83804
1997	2.0L	L4 Cyl	Sport, Undercar	30318	83804
1996-91	1.8L	L4 Cyl	GT, Undercar	40113	83164
1996-91	1.9L	L4 Cyl	Undercar; w/o EGR Port	30247	82724
1996	1.9L	L4 Cyl	Undercar	30371	83804
1995-91	1.9L	L4 Cyl	Undercar; w EGR Port	30313	83804
1990-87	1.9L	L4 Cyl	FI, Undercar	30297	70382
1986-85	1.9L	L4 Cyl	CARB, Undercar	30195	-
1985-83	1.6L	L4 Cyl	Undercar; w 1 Air Tube	-	70421
1982-81	1.6L	L4 Cyl	Undercar; High Output Engine	-	70419

**EXCURSION**

2005-03	6.0L	V8 Cyl	Undercar	30553	-
2005-00	5.4L	V8 Cyl	CA Emissions; Undercar	-	78300
2005-00	5.4L	V8 Cyl	CA Emissions; Undercar	30807	-
2005-00	6.8L	V10 Cyl	CA Emissions; Undercar	30807	78300
2002-00	5.4L	V8 Cyl	Federal Emissions; Undercar	30806	78300

**EXP**

1988-87	1.9L	L4 Cyl	FI, Undercar	30297	70382
1986	1.9L	L4 Cyl	CARB, Undercar	30195	-
1985-83	1.6L	L4 Cyl	Undercar; w 1 Air Tube	-	70421
1982	1.6L	L4 Cyl	Undercar; High Output Engine	-	70419

**EXPEDITION**

2013-07	5.4L	V8 Cyl	Undercar Left	30496	92626
2013-07	5.4L	V8 Cyl	Undercar Right	30497	92626
2006-05	5.4L	V8 Cyl	Undercar Left	30527	-

APPLICATIONS

Year

Liters

Cyl

Comments

Direct Fit #

Universal #

## FORD (Con't)

### EXPEDITION (Cont'd)

2006-05	5.4L	V8 Cyl	Undercar Right	30528	-
2004-03	4.6L	V8 Cyl	Front Left	-	93424
2004-03	4.6L	V8 Cyl	Front Right	-	93424
2004-03	4.6L	V8 Cyl	Undercar Left	30456	-
2004-03	4.6L	V8 Cyl	Undercar Rear	-	83166
2004-03	4.6L	V8 Cyl	Undercar Right	30457	-
2004-03	5.4L	V8 Cyl	Undercar Rear	-	83166
2004	5.4L	V8 Cyl	L VIN, Undercar Front	-	83425
2004	5.4L	V8 Cyl	L VIN, Undercar Left	30465	-
2004	5.4L	V8 Cyl	L VIN, Undercar Right	30466	-
2003	5.4L	V8 Cyl	L VIN, Undercar Front; From 10/17/02	-	83425
2003	5.4L	V8 Cyl	L VIN, Undercar Left; From 10/17/02	30465	-
2003	5.4L	V8 Cyl	L VIN, Undercar Right; From 10/17/02	30466	-
2002-01	4.6L	V8 Cyl	4WD, Undercar Front	-	83424
2002-01	4.6L	V8 Cyl	4WD, Undercar Left	30506	-
2002-01	4.6L	V8 Cyl	4WD, Undercar Right	30507	-
2002-01	4.6L	V8 Cyl	RWD, Undercar Front	-	83624
2002-01	4.6L	V8 Cyl	RWD, Undercar Left	30399	-
2002-01	4.6L	V8 Cyl	RWD, Undercar Right	30400	-
2002-01	4.6L	V8 Cyl	Undercar Rear	-	83176 83516
2002-01	5.4L	V8 Cyl	4WD, Undercar Front	-	83624
2002-01	5.4L	V8 Cyl	4WD, Undercar Left	30480	-
2002-01	5.4L	V8 Cyl	4WD, Undercar Right	30481	-
2002-97	5.4L	V8 Cyl	Undercar Rear	-	83176
2000-99	4.6L	V8 Cyl	4WD, Undercar Front	-	83804
2000-99	4.6L	V8 Cyl	4WD, Undercar Left	30425	-
2000-99	4.6L	V8 Cyl	4WD, Undercar Right	30426	-
2000-97	4.6L	V8 Cyl	Undercar Rear	-	83176
2000-97	5.4L	V8 Cyl	4WD, Undercar Front	-	83625
2000-97	5.4L	V8 Cyl	4WD, Undercar Left	30376	-
2000-97	5.4L	V8 Cyl	4WD, Undercar Right	30377	-
1998-97	4.6L	V8 Cyl	4WD, Undercar Front	-	83424
1998-97	4.6L	V8 Cyl	4WD, Undercar Left	30358	-
1998-97	4.6L	V8 Cyl	4WD, Undercar Right	30357	-
1998-97	4.6L	V8 Cyl	RWD, Undercar Front	-	83805
1998-97	4.6L	V8 Cyl	RWD, Undercar Left	30392	-
1998-97	4.6L	V8 Cyl	RWD, Undercar Right	30393	89516

### EXPLORER

2015-13	3.5L	V6 Cyl	Naturally Aspirated, Firewall Side	30585	-
2015-13	3.5L	V6 Cyl	Naturally Aspirated, Radiator Side	30584	-
2012-11	3.5L	V6 Cyl	Firewall Side; Precat	30557	-
2012-11	3.5L	V6 Cyl	Radiator Side	30555	-

Year

Liters

Cyl

Comments

Direct Fit #

Universal #

**FORD (Con't)**

**EXPLORER (Cont'd)**

2010-06	4.0L	V6 Cyl	Undercar	30460	83174
2010-06	4.6L	V8 Cyl	Undercar	30525	92776
2005-04	4.0L	V6 Cyl	K VIN, Undercar Rear	30441	83167
2005-02	4.0L	V6 Cyl	Eddie Bauer, Undercar Rear	-	83175
2005-02	4.0L	V6 Cyl	Limited, Undercar Rear	-	83175
2005-02	4.0L	V6 Cyl	Undercar; To 3/1/04; exc. Sport	30447	-
2005-02	4.0L	V6 Cyl	Undercar Front; To 3/1/04; exc. Sport	-	82725
2005-02	4.0L	V6 Cyl	XLS, Undercar Rear	-	83175
2005-02	4.0L	V6 Cyl	XLT, Undercar Rear	-	83175
2005-02	4.6L	V8 Cyl	Undercar	30454	-
2005-02	4.6L	V8 Cyl	Undercar Front	-	82565
2005-02	4.6L	V8 Cyl	Undercar Rear	-	70318
2003-02	4.0L	V6 Cyl	K VIN, Undercar Rear	30419	83167
2003-00	4.0L	V6 Cyl	E VIN, Undercar Rear	30419	83167
2003	4.0L	V6 Cyl	E VIN, Sport XLS, Undercar Front; Single Muffler Inlet System	30434	83425
2003	4.0L	V6 Cyl	E VIN, Sport XLT, Undercar Front; Single Muffler Inlet System	30434	83425
2002-00	4.0L	V6 Cyl	E VIN, Sport, Undercar Front; Single Muffler Inlet System	30434	83425
2001-00	4.0L	V6 Cyl	E VIN, Limited, Undercar Left	30347	83164
2001-00	4.0L	V6 Cyl	E VIN, Limited, Undercar Right	30346	83625
2001-00	4.0L	V6 Cyl	E VIN, Postal, Undercar Left	30347	83164
2001-00	4.0L	V6 Cyl	E VIN, Postal, Undercar Right	30346	83625
2001-00	4.0L	V6 Cyl	E VIN, Undercar Front; Single Muffler Inlet System	30434	83425
2001-00	4.0L	V6 Cyl	E VIN, Undercar Rear; Single Muffler Inlet System	30419	83167
2001-99	5.0L	V8 Cyl	Undercar Left	30353	83624
2001-99	5.0L	V8 Cyl	Undercar Rear	-	83165
2001-99	5.0L	V8 Cyl	Undercar Right	30352	83624
2001-97	4.0L	V6 Cyl	E VIN, Eddie Bauer, Undercar Left	30347	83164
2001-97	4.0L	V6 Cyl	E VIN, Eddie Bauer, Undercar Right	30346	83625
2000-99	4.0L	V6 Cyl	X VIN, Undercar Front	30463	-
2000-99	4.0L	V6 Cyl	X VIN, Undercar Rear	30406	-
2000	4.0L	V6 Cyl	X VIN, Postal, Undercar Front	-	83804
2000	4.0L	V6 Cyl	X VIN, Postal, Undercar Rear	-	83166
1999-97	4.0L	V6 Cyl	E VIN, XL, Undercar Left	30347	83164
1999-97	4.0L	V6 Cyl	E VIN, XL, Undercar Right	30346	83625
1999	4.0L	V6 Cyl	X VIN, XL, Undercar Front	-	83804
1999	4.0L	V6 Cyl	X VIN, XL, Undercar Rear	-	83166
1998-97	4.0L	V6 Cyl	E VIN, Limited, Undercar Left	30347	83164
1998-97	4.0L	V6 Cyl	E VIN, Limited, Undercar Right	30346	83625
1998-96	4.0L	V6 Cyl	X VIN, Undercar	30330	83166
1998-96	5.0L	V8 Cyl	Undercar Rear	30363	83165
1998	5.0L	V8 Cyl	Front Left; To 1/30/98	30356	83625
1998	5.0L	V8 Cyl	Front Right; To 1/30/98	30355	83425
1998	5.0L	V8 Cyl	Undercar Left; From 2/98	30353	83624

**APPLICATIONS**

Year

Liters

Cyl

Comments

Direct Fit #

Universal #

## FORD (Con't)

### EXPLORER (Cont'd)

1998	5.0L	V8 Cyl	Undercar Right; From 2/98	30352	83624
1997-96	5.0L	V8 Cyl	Front Left	30356	83625
1997-96	5.0L	V8 Cyl	Front Right	30355	83425
1995	4.0L	V6 Cyl	Undercar	30293	70318
1994-91	4.0L	V6 Cyl	X VIN, Undercar	30288	83166

### EXPLORER SPORT TRAC

2010-07	4.0L	V6 Cyl	Undercar	30460	83175
2010-07	4.6L	V8 Cyl	Undercar	30525	92776
2005-04	4.0L	V6 Cyl	K VIN, Undercar Front	30440	83804
2005-04	4.0L	V6 Cyl	K VIN, Undercar Rear	30441	83167
2003-01	4.0L	V6 Cyl	E VIN, Undercar Front	30434	83424
2003-01	4.0L	V6 Cyl	E VIN, Undercar Rear	30419	83167
2001	4.0L	V6 Cyl	E VIN, Undercar Front; Single Muffler Inlet System	30434	83425
2001	4.0L	V6 Cyl	E VIN, Undercar Rear; Single Muffler Inlet System	30419	83167

### F-100

1983-80	4.9L	L6 Cyl	Undercar	30176	70421
1983-80	5.0L	V8 Cyl	Undercar	30176	70421
1982-81	4.2L	V8 Cyl	Undercar	30176	70421
1981	5.8L	V8 Cyl	Undercar	30176	70421
1979-75	5.0L	V8 Cyl	Undercar	50002	70316
1979	4.9L	L6 Cyl	Undercar	50002	70316
1977-75	4.9L	L6 Cyl	Undercar	50002	70316

### F-150

2014-11	3.5L	V6 Cyl	Undercar Left	30598	-
2014-11	3.5L	V6 Cyl	Undercar Right	30599	92776
2014-11	3.7L	V6 Cyl	Undercar	-	92775
2014-11	3.7L	V6 Cyl	Undercar Left	30570	-
2014-11	3.7L	V6 Cyl	Undercar Right	30571	-
2014-11	5.0L	V8 Cyl	Undercar Left	30576	92776
2014-11	5.0L	V8 Cyl	Undercar Right	30577	92776
2010-09	4.6L	V8 Cyl	16 Valves, RWD, Undercar Left	30567	-
2010-09	4.6L	V8 Cyl	16 Valves, RWD, Undercar Right	30568	-
2010-09	4.6L	V8 Cyl	24 Valves, 4WD, Undercar Left	30581	-
2010-09	4.6L	V8 Cyl	24 Valves, 4WD, Undercar Right	30586	-
2010-09	4.6L	V8 Cyl	Undercar Left	-	92776
2010-09	4.6L	V8 Cyl	Undercar Right	-	92776
2010-09	5.4L	V8 Cyl	Undercar Left	30496	92626
2010-09	5.4L	V8 Cyl	Undercar Right	30497	92626
2008-07	5.4L	V8 Cyl	4WD, CA Emissions; Undercar Left; w Base Payload	30509	-
2008-07	5.4L	V8 Cyl	4WD, FX4, CA Emissions; Undercar Right; w Base Payload	30510	-
2008-07	5.4L	V8 Cyl	4WD, Lariat, CA Emissions; Undercar Right; w Base Payload	30510	-
2008-07	5.4L	V8 Cyl	4WD, XL, CA Emissions; Undercar Right; w Base Payload	30510	-

Year

Liters

Cyl

Comments

Direct Fit #

Universal #

**FORD (Con't)**

**F-150 (Cont'd)**

2008-07	5.4L	V8 Cyl	4WD, XLT, CA Emissions; Undercar Right; w Base Payload	30510	-
2008-06	4.6L	V8 Cyl	4WD, Undercar Left	30574	-
2008-06	4.6L	V8 Cyl	4WD, Undercar Right	30575	-
2008-05	4.2L	V6 Cyl	Undercar Left	30559	92776
2008-05	4.2L	V6 Cyl	Undercar Right	30560	92776
2008-05	4.6L	V8 Cyl	RWD, Undercar Left	30539	-
2008-05	4.6L	V8 Cyl	RWD, Undercar Right	30540	-
2008-04	4.6L	V8 Cyl	Undercar	-	92736
2008	5.4L	V8 Cyl	AWD, CA Emissions; Undercar Left; w Base Payload	30509	-
2006	5.4L	V8 Cyl	4WD, CA Emissions; Front Left; Under 8500 lbs.	-	83624
2006	5.4L	V8 Cyl	4WD, CA Emissions; Front Left; w Base Payload; Under 8500 lbs.	30494	-
2006	5.4L	V8 Cyl	4WD, CA Emissions; Front Right; Under 8500 lbs.	-	83624
2006	5.4L	V8 Cyl	4WD, CA Emissions; Front Right; w Base Payload; Under 8500 lbs.	30495	-
2006	5.4L	V8 Cyl	4WD, CA Emissions; Undercar Left; w Base Payload; From 8500 lbs.	30509	-
2006	5.4L	V8 Cyl	4WD, FX4, CA Emissions; Undercar Right; w Base Payload; From 8500 lbs.	30510	-
2006	5.4L	V8 Cyl	4WD, Lariat, CA Emissions; Undercar Right; w Base Payload; From 8500 lbs.	30510	-
2006	5.4L	V8 Cyl	4WD, XL, CA Emissions; Undercar Right; w Base Payload; From 8500 lbs.	30510	-
2006	5.4L	V8 Cyl	4WD, XLT, CA Emissions; Undercar Right; w Base Payload; From 8500 lbs.	30510	-
2005-04	5.4L	V8 Cyl	Crew Cab Pickup, 4WD, Undercar Left	-	83805
2005-04	5.4L	V8 Cyl	Crew Cab Pickup, 4WD, Undercar Right	-	82465
2005-04	5.4L	V8 Cyl	Extended Cab Pickup, 4WD, Undercar Left	-	83805
2005-04	5.4L	V8 Cyl	Extended Cab Pickup, 4WD, Undercar Right	-	82465
2005-04	5.4L	V8 Cyl	RWD, Undercar Left; New Body Style	30498	-
2005-04	5.4L	V8 Cyl	RWD, Undercar Right; New Body Style	30499	-
2005-04	5.4L	V8 Cyl	Standard Cab Pickup, 4WD, Undercar Left	-	83805
2005-04	5.4L	V8 Cyl	Standard Cab Pickup, 4WD, Undercar Right	-	82465
2005	5.4L	V8 Cyl	4WD, CA Emissions; Front Left	-	83624
2005	5.4L	V8 Cyl	4WD, CA Emissions; Front Left; w Base Payload	30494	-
2005	5.4L	V8 Cyl	4WD, CA Emissions; Front Right	-	83624
2005	5.4L	V8 Cyl	4WD, CA Emissions; Front Right; w Base Payload	30495	-
2004-01	4.6L	V8 Cyl	RWD, Undercar Front	-	83624
2004-01	5.4L	V8 Cyl	RWD, Front Right	-	83624
2004-01	5.4L	V8 Cyl	RWD, Undercar Left; Old Body Style	30438	-
2004-01	5.4L	V8 Cyl	RWD, Undercar Right; Old Body Style	30439	-
2004	4.6L	V8 Cyl	RWD, CA Emissions; Undercar Front	-	83624
2004	4.6L	V8 Cyl	RWD, CA Emissions; Undercar Left; exc. F-150 Heritage	30469	-
2004	4.6L	V8 Cyl	RWD, Undercar Left; New Body Style	30539	-
2004	4.6L	V8 Cyl	RWD, Undercar Right	30470	-
2004	4.6L	V8 Cyl	RWD, Undercar Right; New Body Style	30540	-
2004	4.6L	V8 Cyl	Undercar Rear	-	83176
2004	5.4L	V8 Cyl	4WD, CA Emissions; Front Left; New Body Style; w Base Payload; Under 8500 lbs.	30494	-
2004	5.4L	V8 Cyl	4WD, CA Emissions; Front Right; New Body Style; w Base Payload	30495	-

APPLICATIONS

Year

Liters

Cyl

Comments

Direct Fit #

Universal #

## FORD (Con't)

### F-150 (Cont'd)

2003-01	4.2L	V6 Cyl	Rear Left	-	83526
2003-01	4.2L	V6 Cyl	Rear Right	-	83526
2003-01	4.2L	V6 Cyl	RWD, Undercar Left	30485	-
2003-01	4.2L	V6 Cyl	RWD, Undercar Right	30486	-
2003-01	4.2L	V6 Cyl	Undercar Front	-	83425
2003-01	4.6L	V8 Cyl	RWD, Undercar Left	30399	-
2003-01	4.6L	V8 Cyl	RWD, Undercar Right	30400	-
2003-01	5.4L	V8 Cyl	Harley-Davidson Edition, Undercar Front	-	83176 83424
2003-01	5.4L	V8 Cyl	Harley-Davidson Edition, Undercar Left	30551	-
2003-01	5.4L	V8 Cyl	Harley-Davidson Edition, Undercar Rear	-	83176
2003-01	5.4L	V8 Cyl	Harley-Davidson Edition, Undercar Right	30552	-
2003-01	5.4L	V8 Cyl	Lightning, Undercar Rear	-	83176
2003-01	5.4L	V8 Cyl	Supercharged, Lightning, Undercar Front	-	83424
2003-01	5.4L	V8 Cyl	Supercharged, Lightning, Undercar Left	30551	-
2003-01	5.4L	V8 Cyl	Supercharged, Lightning, Undercar Right	30552	-
2003-00	4.2L	V6 Cyl	4WD, Front Left	30429	83624
2003-00	4.2L	V6 Cyl	4WD, Front Right	30430	83624
2003-99	5.4L	V8 Cyl	4R70W Trans. Code, 4WD, Undercar Front; 2 Converters per Side	-	83425
2003-99	5.4L	V8 Cyl	4R70W Trans. Code, 4WD, Undercar Left; 2 Converters per Side	30476	-
2003-99	5.4L	V8 Cyl	4R70W Trans. Code, 4WD, Undercar Right; 2 Converters per Side	30477	83176
2003	4.6L	V8 Cyl	Undercar Rear	-	83516
2002-01	4.6L	V8 Cyl	4WD, Undercar Front	-	83424
2002-01	4.6L	V8 Cyl	4WD, Undercar Left	30506	-
2002-01	4.6L	V8 Cyl	4WD, Undercar Right	30507	-
2002-01	4.6L	V8 Cyl	Undercar Rear	-	83176 83516
2002-99	5.4L	V8 Cyl	Undercar; 3 Bolt Flange; Single Converter System	30360	-
2002-99	5.4L	V8 Cyl	Undercar; Single Converter System	-	70857
2000-99	4.2L	V6 Cyl	4WD, CA Emissions; Front Left	-	83425
2000-99	4.2L	V6 Cyl	4WD, CA Emissions; Rear Left	-	83166
2000-99	4.2L	V6 Cyl	4WD, CA Emissions; Undercar Left	30537	-
2000-99	4.2L	V6 Cyl	4WD, CA Emissions; Undercar Right	30538	-
2000-99	4.2L	V6 Cyl	RWD, Undercar Left	30390	83805
2000-99	4.2L	V6 Cyl	RWD, Undercar Right	30391	83805
2000-99	4.6L	V8 Cyl	4WD, Undercar Front	-	83804
2000-99	4.6L	V8 Cyl	4WD, Undercar Left	30425	-
2000-99	4.6L	V8 Cyl	4WD, Undercar Right	30426	-
2000-99	4.6L	V8 Cyl	RWD, Front Right	-	83625
2000-99	4.6L	V8 Cyl	RWD, Undercar Front	-	83425
2000-99	4.6L	V8 Cyl	RWD, Undercar Left	30423	-
2000-99	4.6L	V8 Cyl	RWD, Undercar Right	30424	-
2000-99	4.6L	V8 Cyl	Undercar Rear	-	83174 83176

Year

Liters

Cyl

Comments

Direct Fit #

Universal #

**FORD (Con't)**

**F-150 (Cont'd)**

1999-97	4.2L	V6 Cyl	Undercar Rear	-	83175
1998-97	4.2L	V6 Cyl	4WD, Undercar Left	30467	-
1998-97	4.2L	V6 Cyl	4WD, Undercar Right	30468	-
1998-97	4.2L	V6 Cyl	RWD, Undercar Left	30309	85286
1998-97	4.2L	V6 Cyl	RWD, Undercar Right	30310	85286
1998-97	4.2L	V6 Cyl	Undercar Front	-	83625
1998-97	4.6L	V8 Cyl	4WD, Undercar Left	30358	-
1998-97	4.6L	V8 Cyl	4WD, Undercar Right	30357	-
1998-97	4.6L	V8 Cyl	RWD, Undercar Left	30392	-
1998-97	4.6L	V8 Cyl	RWD, Undercar Right	30393	-
1998-97	4.6L	V8 Cyl	Undercar Front	-	83424
1998-97	4.6L	V8 Cyl	Undercar Rear	-	83176
1998-97	5.4L	V8 Cyl	4WD, Undercar Front; 2 Converters per Side	-	83625
1998-97	5.4L	V8 Cyl	4WD, Undercar Left; 2 Converters per Side	30376	-
1998-97	5.4L	V8 Cyl	4WD, Undercar Right; 2 Converters per Side	30377	-
1998-97	5.4L	V8 Cyl	Undercar Rear	-	83176
1996-95	4.9L	L6 Cyl	Undercar	30379	-
1996-95	4.9L	L6 Cyl	Undercar Front	-	85346
1996-95	4.9L	L6 Cyl	Undercar Rear	-	70955
1996-94	5.8L	V8 Cyl	Undercar; Dual Converter System; w/o Air Tube; Under 8500 lbs. GVW	30428	-
1996-94	5.8L	V8 Cyl	Undercar Front; Dual Converter System; w/o Air Tube; Under 8500 lbs. GVW	-	70534
1996-94	5.8L	V8 Cyl	Undercar Rear	-	70318
1996	5.0L	V8 Cyl	Undercar	30304	85356
1995-91	5.0L	V8 Cyl	Undercar	30275	-
1995-91	5.0L	V8 Cyl	Undercar Front	-	70535
1995-89	5.0L	V8 Cyl	Undercar Rear	-	70529
1995-88	5.8L	V8 Cyl	Undercar; Single Converter System; Under 8500 lbs. GVW	30276	70637
1995	5.8L	V8 Cyl	Undercar; 4 Bolt Flange; Under 8600 lbs. GVW	30259	-
1995	5.8L	V8 Cyl	Undercar; Under 8600 lbs. GVW	-	70531
1994-87	4.9L	L6 Cyl	Undercar	30277	70637
1993	5.8L	V8 Cyl	Undercar; 4 Bolt Flange; Under 8600 lbs. GVW	30259	-
1993	5.8L	V8 Cyl	Undercar; Under 8600 lbs. GVW	-	70531
1987-85	5.0L	V8 Cyl	Undercar Rear	-	70529
1986-85	5.0L	V8 Cyl	FI, EFI, Undercar; w Air Tube	30275	-
1986-85	5.0L	V8 Cyl	FI, EFI, Undercar Front; w Air Tube	-	70535
1986-84	4.9L	L6 Cyl	Undercar	30236	70419
1983-80	4.9L	L6 Cyl	Undercar	30176	70421
1983-80	5.0L	V8 Cyl	Undercar	30176	70421
1983-80	5.8L	V8 Cyl	Undercar	30176	70421
1979-75	5.0L	V8 Cyl	Undercar	50002	70316
1977-75	4.9L	L6 Cyl	Undercar	50002	70316

**APPLICATIONS**



Year

Liters

Cyl

Comments

Direct Fit #

Universal #

## FORD (Con't)

### F-150 HERITAGE

2004	4.2L	V6 Cyl	4WD, Front Left	30429	83624
2004	4.2L	V6 Cyl	4WD, Front Right	30430	83624
2004	4.2L	V6 Cyl	Rear Left	-	83526
2004	4.2L	V6 Cyl	Rear Right	-	83526
2004	4.2L	V6 Cyl	RWD, Undercar Left	30485	-
2004	4.2L	V6 Cyl	RWD, Undercar Right	30486	-
2004	4.2L	V6 Cyl	Undercar Front	-	83425
2004	4.6L	V8 Cyl	RWD, Undercar Left	30399	-
2004	4.6L	V8 Cyl	RWD, Undercar Right	30400	-
2004	5.4L	V8 Cyl	RWD, Front Right	-	83624
2004	5.4L	V8 Cyl	RWD, Undercar Left; Old Body Style	30438	-
2004	5.4L	V8 Cyl	RWD, Undercar Right; Old Body Style	30439	-
2004	5.4L	V8 Cyl	Standard Cab Pickup, 4WD, Undercar Left	30458	-
2004	5.4L	V8 Cyl	Standard Cab Pickup, 4WD, Undercar Right	30459	-
2004	5.4L	V8 Cyl	Supercharged, SVT Lightning, Undercar Front	-	83424
2004	5.4L	V8 Cyl	Supercharged, SVT Lightning, Undercar Left	30551	-
2004	5.4L	V8 Cyl	Supercharged, SVT Lightning, Undercar Right	30552	-
2004	5.4L	V8 Cyl	SVT Lightning, Undercar Rear	-	83176

### F-250

1999-97	4.6L	V8 Cyl	Undercar Rear	-	83176
1999-97	5.4L	V8 Cyl	Undercar Rear	-	83176
1999	4.6L	V8 Cyl	4WD, Undercar Left	30425	83804
1999	4.6L	V8 Cyl	4WD, Undercar Right	30426	-
1999	4.6L	V8 Cyl	RWD, Undercar Front	-	83804
1999	4.6L	V8 Cyl	RWD, Undercar Left	30423	-
1999	4.6L	V8 Cyl	RWD, Undercar Right	30424	-
1999	5.4L	V8 Cyl	4R70W Trans. Code, 4WD, Undercar Front; 2 Converters per Side	-	83425
1999	5.4L	V8 Cyl	4R70W Trans. Code, 4WD, Undercar Left; 2 Converters per Side	30476	-
1999	5.4L	V8 Cyl	4R70W Trans. Code, 4WD, Undercar Right; 2 Converters per Side	30477	-
1999	5.4L	V8 Cyl	Undercar; 3 Bolt Flange; Single Converter System; exc. SUPER DUTY	30360	-
1999	5.4L	V8 Cyl	Undercar; Single Converter System	-	70857
1998-97	4.6L	V8 Cyl	4WD, Undercar Front	-	83424 83425
1998-97	4.6L	V8 Cyl	4WD, Undercar Left	30358	-
1998-97	4.6L	V8 Cyl	4WD, Undercar Right	30357	-
1998-97	4.6L	V8 Cyl	RWD, Undercar Left	30392	-
1998-97	4.6L	V8 Cyl	RWD, Undercar Right	30393	-
1998-97	5.4L	V8 Cyl	4WD, Undercar Front; 2 Converters per Side	-	83625
1998-97	5.4L	V8 Cyl	4WD, Undercar Left; 2 Converters per Side	30376	-
1998-97	5.4L	V8 Cyl	4WD, Undercar Right; 2 Converters per Side	30377	-
1997-96	5.8L	V8 Cyl	Undercar; 4 Bolt Flange; Under 8600 lbs. GVW	30259	-
1997-96	5.8L	V8 Cyl	Undercar; Under 8600 lbs. GVW	-	70531
1997-94	5.8L	V8 Cyl	Undercar; Dual Converter System; w/o Air Tube; Under 8500 lbs. GVW	30428	-

Year

Liters

Cyl

Comments

Direct Fit #

Universal #

**FORD (Con't)**

**F-250 (Cont'd)**

1997-94	5.8L	V8 Cyl	Undercar Front; Dual Converter System; w/o Air Tube; Under 8500 lbs. GVW	-	70534
1997-94	5.8L	V8 Cyl	Undercar Rear	-	70318
1997-87	5.8L	V8 Cyl	Undercar; 3" Outlet	-	78400
1997-87	5.8L	V8 Cyl	Undercar; 4 Bolt Flange; 2 1/2" Outlet; Over 8600 lbs. GVW	30800	-
1997-87	5.8L	V8 Cyl	Undercar; 4 Bolt Flange; 3" Outlet	30801	-
1997-87	5.8L	V8 Cyl	Undercar; 4 Bolt Flange & 2 1/2" Outlet; Over 8600 lbs. GVW	-	78400
1996-87	7.5L	V8 Cyl	Undercar; 2 1/2" Outlet	-	78400
1996-87	7.5L	V8 Cyl	Undercar; 3" Outlet	-	78400
1996-87	7.5L	V8 Cyl	Undercar; 4 Bolt Flange; 2 1/2" Outlet	30800	-
1996-87	7.5L	V8 Cyl	Undercar; 4 Bolt Flange; 3" Outlet	30801	-
1996	4.9L	L6 Cyl	Undercar	30379	-
1996	4.9L	L6 Cyl	Undercar Front	-	70534
1996	4.9L	L6 Cyl	Undercar Rear	-	70955
1996	5.0L	V8 Cyl	Undercar	30304	85356
1995-94	7.5L	V8 Cyl	Undercar; 3 Bolt Flange; Single Converter System	30360	-
1995-94	7.5L	V8 Cyl	Undercar; Single Converter System	-	70531
1995-93	4.9L	L6 Cyl	Undercar	30277	70637
1995-91	5.0L	V8 Cyl	Undercar	30275	-
1995-91	5.0L	V8 Cyl	Undercar Front	-	70535
1995-88	5.8L	V8 Cyl	Undercar; Single Converter System; Under 8500 lbs. GVW	30276	70637
1995-87	5.8L	V8 Cyl	Undercar; 3" Inlet & Outlet	30802	-
1995-87	5.8L	V8 Cyl	Undercar; 3 Bolt Flange; Single Converter System	30360	-
1995-87	5.8L	V8 Cyl	Undercar; Single Converter System	-	70531
1995	4.9L	V8 Cyl	Undercar	30277	70637
1994-87	5.8L	V8 Cyl	Undercar; 4 Bolt Flange; Under 8600 lbs. GVW	30259	-
1994-87	5.8L	V8 Cyl	Undercar; Under 8600 lbs. GVW	-	70531
1992-87	4.9L	L6 Cyl	Undercar; Under 8500 lbs. GVW	30277	70637
1990-87	5.0L	V8 Cyl	Undercar; w Air Tube	30275	-
1990-87	5.0L	V8 Cyl	Undercar Front; w Air Tube	-	70535
1986-85	5.0L	V8 Cyl	FI, EFI, Undercar; w Air Tube	30275	-
1986-85	5.0L	V8 Cyl	FI, EFI, Undercar Front; w Air Tube	-	70535
1986-84	4.9L	L6 Cyl	RWD, Undercar	30236	70317
1985-84	5.0L	V8 Cyl	CARB, Undercar	-	70637
1983-80	4.9L	L6 Cyl	Undercar	30176	70317
1983-80	5.0L	V8 Cyl	Undercar	30176	70421
1983-80	5.8L	V8 Cyl	Undercar	30176	70421
1979-77	5.8L	V8 Cyl	Undercar	10142	70317
1978-75	5.0L	V8 Cyl	Undercar	50002	70316
1977-75	4.9L	L6 Cyl	Undercar	50002	70316

**F-250 SUPER DUTY**

2010-08	5.4L	V8 Cyl	Undercar	30520	92626
2010-08	6.4L	V8 Cyl	Crew Cab Pickup, Diesel Particulate Filter; OE# 9C3Z5H221B; Federal Emissions.	649001	-

APPLICATIONS

Year

Liters

Cyl

Comments

Direct Fit #

Universal #

## FORD (Con't)

### F-250 SUPER DUTY (Cont'd)

2010-08	6.4L	V8 Cyl	Extended Cab Pickup, Diesel Particulate Filter; OE# 9C3Z5H221B; Federal Emissions.	649001	-
2010-08	6.4L	V8 Cyl	Standard Cab Pickup, Diesel Particulate Filter; OE# 9C3Z5H221B; Federal Emissions.	649001	-
2010-08	6.8L	V10 Cyl	Undercar	30520	92626
2007-05	5.4L	V8 Cyl	Undercar; w/o Center O2 Port	30811	78300
2007-05	5.4L	V8 Cyl	Undercar Front	-	83166
2007-05	5.4L	V8 Cyl	Undercar Front Y-Pipe Unit	30493	-
2007-05	5.4L	V8 Cyl	Undercar Rear	30808	78300
2007-05	6.8L	V10 Cyl	Undercar; w/o Center O2 Port	30811	78300
2007-05	6.8L	V10 Cyl	Undercar Front	-	83166
2007-05	6.8L	V10 Cyl	Undercar Front Y-Pipe Unit	30493	-
2007-05	6.8L	V10 Cyl	Undercar Rear	30808	78300
2007-03	6.0L	V8 Cyl	Undercar	30553	-
2004-00	5.4L	V8 Cyl	CA Emissions; Undercar	30807	78300
2004-00	5.4L	V8 Cyl	Federal Emissions; Undercar	30806	78300
2004-00	6.8L	V10 Cyl	CA Emissions; Undercar	30807	-
2004-00	6.8L	V10 Cyl	Federal Emissions; Undercar	30806	-
2004-99	6.8L	V10 Cyl	Undercar	-	78300
1999	5.4L	V8 Cyl	Federal Emissions; Undercar	30805	-
1999	6.8L	V10 Cyl	Federal Emissions; Undercar	30805	-

### F-350

1997-95	7.5L	V8 Cyl	Undercar; 3" Inlet & Outlet	30802	-
1997-94	5.8L	V8 Cyl	Undercar; Dual Converter System; w/o Air Tube; Under 8500 lbs. GVW	30428	-
1997-94	5.8L	V8 Cyl	Undercar Front; Dual Converter System; w/o Air Tube; Under 8500 lbs. GVW	-	70955
1997-94	5.8L	V8 Cyl	Undercar Rear	-	70318
1997-93	7.5L	V8 Cyl	Undercar; 3" Outlet	-	78400
1997-93	7.5L	V8 Cyl	Undercar; 4 Bolt Flange; 3" Outlet	30801	-
1997-88	5.8L	V8 Cyl	Undercar; 3" Outlet	-	78400
1997-88	5.8L	V8 Cyl	Undercar; 4 Bolt Flange; 3" Outlet	30801	-
1997-87	5.8L	V8 Cyl	Undercar; 2 1/2" Outlet	-	78400
1997-87	5.8L	V8 Cyl	Undercar; 4 Bolt Flange; 2 1/2" Outlet	30800	-
1997-87	7.5L	V8 Cyl	Undercar; 2 1/2" Outlet	-	78400
1997-87	7.5L	V8 Cyl	Undercar; 4 Bolt Flange; 2 1/2" Outlet	30800	-
1995-93	4.9L	L6 Cyl	Undercar	30277	70637
1995-88	7.5L	V8 Cyl	FI, Undercar; Under 8500 lbs. GVW	30259	70531
1994-87	5.8L	V8 Cyl	Undercar; 3" Inlet & Outlet	30802	-
1992-87	4.9L	L6 Cyl	Undercar; Under 8500 lbs. GVW	30277	70637
1986-84	4.9L	L6 Cyl	Undercar	30236	70419
1983-80	5.8L	V8 Cyl	Undercar	30176	70421
1982-80	6.6L	V8 Cyl	Undercar	30176	70421
1979-77	5.8L	V8 Cyl	Undercar	10142	70317

Year

Liters

Cyl

Comments

Direct Fit #

Universal #

**FORD (Con't)**

**F-350 SUPER DUTY**

2010-08	5.4L	V8 Cyl	Undercar	30520	92626
2010-08	6.4L	V8 Cyl	Cab & Chassis, Diesel Particulate Filter; From 12/01/08; OE# 9C3Z5H221A; Federal Emissions.	649007	-
2010-08	6.4L	V8 Cyl	Crew Cab Pickup, Diesel Particulate Filter; OE# 9C3Z5H221B; Federal Emissions.	649001	-
2010-08	6.4L	V8 Cyl	Extended Cab Pickup, Diesel Particulate Filter; OE# 9C3Z5H221B; Federal Emissions.	649001	-
2010-08	6.4L	V8 Cyl	Standard Cab Pickup, Diesel Particulate Filter; OE# 9C3Z5H221B; Federal Emissions.	649001	-
2010-08	6.8L	V10 Cyl	Undercar	30520	92626
2007-05	5.4L	V8 Cyl	Undercar	-	83166
2007-05	5.4L	V8 Cyl	Undercar; w/o Center O2 Port	30811	78300
2007-05	5.4L	V8 Cyl	Undercar Front Y-Pipe Unit	30493	-
2007-05	5.4L	V8 Cyl	Undercar Rear	30808	78300
2007-05	6.8L	V10 Cyl	Undercar; w/o Center O2 Port	30811	78300
2007-05	6.8L	V10 Cyl	Undercar Front	-	83166
2007-05	6.8L	V10 Cyl	Undercar Front Y-Pipe Unit	30493	-
2007-05	6.8L	V10 Cyl	Undercar Rear	30808	78300
2007-03	6.0L	V8 Cyl	Undercar	30553	-
2004-00	5.4L	V8 Cyl	CA Emissions; Undercar	-	78300
2004-00	5.4L	V8 Cyl	CA Emissions; Undercar Front	30807	-
2004-00	5.4L	V8 Cyl	Federal Emissions; Undercar	30806	78300
2004-00	6.8L	V10 Cyl	CA Emissions; Undercar	30807	78300
2004-00	6.8L	V10 Cyl	Federal Emissions; Undercar	30806	78300
1999	5.4L	V8 Cyl	Undercar; Single Converter System	-	70857
1999	6.8L	V10 Cyl	Federal Emissions; Undercar Rear	30805	83706

**F-450 SUPER DUTY**

2010-08	6.4L	V8 Cyl	Crew Cab Pickup, Diesel Particulate Filter; OE# 9C3Z5H221B; Federal Emissions.	649001	-
2007-05	6.8L	V10 Cyl	Undercar; w/o Center O2 Port	30811	78300
2007-05	6.8L	V10 Cyl	Undercar Front	-	83166
2007-05	6.8L	V10 Cyl	Undercar Front Y-Pipe Unit	30493	-
2007-05	6.8L	V10 Cyl	Undercar Rear	30808	78300
2005-03	6.0L	V8 Cyl	Undercar	30553	-
2004-00	6.8L	V10 Cyl	CA Emissions; Undercar	30807	78300
1999	6.8L	V10 Cyl	Federal Emissions; Undercar	30805	78300

**F-550 SUPER DUTY**

2007-05	6.8L	V10 Cyl	Undercar; w/o Center O2 Port	30811	78300
2007-05	6.8L	V10 Cyl	Undercar Front	-	83166
2007-05	6.8L	V10 Cyl	Undercar Front Y-Pipe Unit	30493	-
2007-05	6.8L	V10 Cyl	Undercar Rear	30808	78300
2005-04	6.0L	V8 Cyl	Undercar	30553	-
2004-00	6.8L	V10 Cyl	CA Emissions; Undercar	30807	78300

APPLICATIONS

Year

Liters

Cyl

Comments

Direct Fit #

Universal #

## FORD (Con't)

### FAIRMONT

1983-78	2.3L	L4 Cyl	Undercar	-	70317
1983-78	3.3L	L6 Cyl	Undercar	-	70317
1983	2.3L	L4 Cyl	Undercar; 39" OAL	30189	-
1979-78	5.0L	V8 Cyl	Undercar	-	70317

### FESTIVA

1993-88	1.3L	L4 Cyl	Undercar	40102	70419
---------	------	--------	----------	-------	-------

### FIESTA

1980-78	1.6L	L4 Cyl	Undercar	-	70316
---------	------	--------	----------	---	-------

### FIVE HUNDRED

2007-05	3.0L	V6 Cyl	AWD, Undercar Left	30473	83425
2007-05	3.0L	V6 Cyl	AWD, Undercar Right	30472	83425
2007-05	3.0L	V6 Cyl	FWD, Firewall Side; Precat	30573	-
2007-05	3.0L	V6 Cyl	Undercar Rear	30474	70317

### FLEX

2015-13	3.5L	V6 Cyl	Naturally Aspirated, Firewall Side	30585	-
2015-13	3.5L	V6 Cyl	Naturally Aspirated, Radiator Side	30584	-
2010-09	3.5L	V6 Cyl	Naturally Aspirated, Firewall Side; Precat	30533	-
2010-09	3.5L	V6 Cyl	Naturally Aspirated, Radiator Side; Precat	30530	-

### FOCUS

2010-09	2.0L	L4 Cyl	Automatic, exc. PZEV Emissions; Front	30558	-
2008-05	2.0L	L4 Cyl	Front; w Air Tube	30491	-
2007-05	2.0L	L4 Cyl	CA Emissions; Undercar Rear	30471	71278
2007-05	2.0L	L4 Cyl	Front; w/o Air Tube	30502	-
2007-05	2.3L	L4 Cyl	Front; w/o Air Tube	30502	-
2007-03	2.3L	L4 Cyl	CA Emissions; Undercar Rear	30471	71278
2007-03	2.3L	L4 Cyl	Front; w Air Tube	30491	-
2004-02	2.0L	L4 Cyl	5 VIN, SVT, Undercar Front	30569	-
2004-02	2.0L	L4 Cyl	SOHC, Undercar	-	83804
2004-00	2.0L	L4 Cyl	3 VIN, Automatic, Undercar	30541	89246
2004-00	2.0L	L4 Cyl	3 VIN, Standard, Undercar	30397	-
2004-00	2.0L	L4 Cyl	P VIN, Undercar	30387	70382
2002-00	2.0L	L4 Cyl	3 VIN, SE, Standard, Undercar	-	83165
2000	2.0L	L4 Cyl	3 VIN, Sony Limited Edition, Standard, Undercar	-	83165

### FREESTAR

2007-04	3.9L	V6 Cyl	Undercar	30490	93515
2007-04	4.2L	V6 Cyl	Undercar	30490	93515

### FREESTYLE

2007-05	3.0L	V6 Cyl	Undercar Left	30473	83425
2007-05	3.0L	V6 Cyl	Undercar Rear	30474	83165

Year

Liters

Cyl

Comments

Direct Fit #

Universal #

**FORD (Con't)**

**F SUPER DUTY**

1997-95	7.5L	V8 Cyl	Undercar; 3" Inlet & Outlet	30802	-
1995-90	7.5L	V8 Cyl	FI, Undercar; Under 8500 lbs. GVW	30259	70531
1995-90	7.5L	V8 Cyl	Undercar; 2 1/2" Outlet	-	78400
1995-90	7.5L	V8 Cyl	Undercar; 4 Bolt Flange; 2 1/2" Outlet	30800	-

**FUSION**

2012-10	2.5L	L4 Cyl	Undercar	30604	93175
2012-10	3.0L	V6 Cyl	Firewall Side; Precat	30549	-
2012-10	3.5L	V6 Cyl	Naturally Aspirated, Firewall Side; Precat	30533	-
2012-10	3.5L	V6 Cyl	Naturally Aspirated, Radiator Side; Precat	30530	-
2012-06	3.0L	V6 Cyl	Undercar Rear	30550	70317
2012-06	3.0L	V6 Cyl	Radiator Side	30548	-
2009-06	2.3L	L4 Cyl	Undercar Rear	30602	-
2009-06	2.3L	L4 Cyl	Automatic, Front; w Air Tube	30556	-
2009-06	2.3L	L4 Cyl	Front; w/o Air Tube	30524	-
2008-06	3.0L	V6 Cyl	FWD, Firewall Side	30564	-
2008	3.0L	V6 Cyl	AWD, Front Right; To 12-03-07	30594	-
2007	3.0L	V6 Cyl	AWD, Front Right; From 09-04-06	30594	-

**GRANADA**

1982-81	3.3L	L6 Cyl	Undercar	-	70317
1982	3.8L	V6 Cyl	Undercar	-	70317
1981-80	4.2L	V8 Cyl	Undercar	-	70317
1980-77	4.1L	L6 Cyl	Undercar	-	70317
1980-77	5.0L	V8 Cyl	Undercar	-	70317
1980	4.1L	L6 Cyl	Undercar Rear	30227	70316
1979-77	4.1L	L6 Cyl	Undercar; 19" OAL	30226	-
1979-77	5.0L	V8 Cyl	Undercar; 19" OAL	30226	-
1977-75	3.3L	L6 Cyl	Undercar	-	70317
1977	3.3L	L6 Cyl	Undercar; 19" OAL	30226	-
1977	5.8L	V8 Cyl	Undercar	-	70317
1977	5.8L	V8 Cyl	Undercar; 19" OAL	30226	-

**LTD**

1986-85	3.8L	V6 Cyl	Undercar Rear	30222	70317
1986-83	2.3L	L4 Cyl	Undercar	30189	70317
1986-81	5.0L	V8 Cyl	Undercar Right	30204	70421
1986	3.8L	V6 Cyl	FI, Undercar	-	70421
1986	3.8L	V6 Cyl	FI, Undercar; Replaces Rear Main & Front Units	30243	-
1986	5.0L	V8 Cyl	Undercar Left	30205	70421
1986	5.8L	V8 Cyl	Undercar Left	30269	70317
1986	5.8L	V8 Cyl	Undercar Right	30268	70419
1985-83	5.0L	V8 Cyl	Undercar Left	30203	70421
1985-83	5.8L	V8 Cyl	Undercar Left	30301	70317
1985-83	5.8L	V8 Cyl	Undercar Right	30302	70317

APPLICATIONS

Year

Liters

Cyl

Comments

Direct Fit #

Universal #

## FORD (Con't)

### LTD (Cont'd)

1984-83	3.8L	V6 Cyl	Undercar Rear	-	70421
1984-83	3.8L	V6 Cyl	Undercar Rear; 23" OAL	30032	-
1984	3.8L	V6 Cyl	Fl, Undercar	-	70421
1984	3.8L	V6 Cyl	Fl, Undercar; Replaces Rear Main & Front Units	30243	-
1983	3.3L	L6 Cyl	Undercar	-	70421
1983	3.3L	L6 Cyl	Undercar; 23" OAL	30032	-

### LTD CROWN VICTORIA

1991-87	5.0L	V8 Cyl	Undercar Left	30205	70421
1991-87	5.0L	V8 Cyl	Undercar Right	30204	70421

### MAVERICK

1977-75	3.3L	L6 Cyl	Undercar	-	70317
1977-75	5.0L	V8 Cyl	Undercar	-	70317
1977	3.3L	L6 Cyl	Undercar; 19" OAL	30226	-
1977	4.1L	L6 Cyl	Undercar	-	70317
1977	4.1L	L6 Cyl	Undercar; 19" OAL	30226	-
1977	5.0L	V8 Cyl	Undercar; 19" OAL	30226	-

### MUSTANG

2014-12	5.0L	V8 Cyl	Undercar Left	30582	-
2014-12	5.0L	V8 Cyl	Undercar Right	30583	-
2011	5.0L	V8 Cyl	Undercar Left; From 8/17/10	30582	-
2011	5.0L	V8 Cyl	Undercar Right; From 8/17/10	30583	-
2010-05	4.0L	V6 Cyl	Undercar	30542	-
2010-05	4.6L	V8 Cyl	GT, Undercar	30449	83515
2009-05	4.0L	V6 Cyl	Undercar	-	83175
2007	4.6L	V8 Cyl	Shelby GT, Undercar	30449	83515
2004-03	4.6L	V8 Cyl	Mach I, Undercar	30455	-
2004-03	4.6L	V8 Cyl	Mach I, Undercar Front	-	83425
2004-03	4.6L	V8 Cyl	SVT Cobra, Undercar	30455	-
2004-03	4.6L	V8 Cyl	SVT Cobra, Undercar Front	-	83425
2004-99	3.8L	V6 Cyl	Undercar	30348	-
2004-99	3.8L	V6 Cyl	Undercar Front	-	83425
2004-99	3.8L	V6 Cyl	Undercar Rear	-	83165
2004-99	4.6L	V8 Cyl	GT, Undercar Front	-	83425
2004-99	4.6L	V8 Cyl	Undercar Rear	-	83165
2004	3.9L	V6 Cyl	Undercar	30348	-
2004	3.9L	V6 Cyl	Undercar Front	-	83425
2004	3.9L	V6 Cyl	Undercar Rear	-	83165
2004	4.6L	V8 Cyl	GT, Undercar	30478	-
2003-99	4.6L	V8 Cyl	GT, Undercar	30455	-
1998-96	3.8L	V6 Cyl	Undercar	30374	-
1998-96	3.8L	V6 Cyl	Undercar Front	-	83804
1998-96	3.8L	V6 Cyl	Undercar Rear	-	83624

APPLICATIONS

Year

Liters

Cyl

Comments

Direct Fit #

Universal #

**FORD (Con't)**

**MUSTANG (Cont'd)**

1998-96	4.6L	V8 Cyl	GT, Undercar	30381	83425
1998-96	4.6L	V8 Cyl	Rear Right	-	82365
1998-96	4.6L	V8 Cyl	Undercar Rear	-	83163
1995-94	5.0L	V8 Cyl	GT, Undercar	30299	71423
1993-87	2.3L	L4 Cyl	Undercar Rear	30245	70423
1993-86	5.0L	V8 Cyl	GT, Undercar; H-Pipe	30241	-
1993-86	5.0L	V8 Cyl	LX, Undercar	-	70421
1993-86	5.0L	V8 Cyl	LX, Undercar; H-Pipe	30241	-
1993-83	5.0L	V8 Cyl	GT, Undercar	-	70421
1986-84	3.8L	V6 Cyl	Undercar Rear	30222	70317
1986-83	2.3L	L4 Cyl	Naturally Aspirated, Undercar	30189	70317
1986-83	3.8L	V6 Cyl	Undercar	-	70421
1986-83	3.8L	V6 Cyl	Undercar; Y-Pipe	30243	-
1986-79	2.3L	L4 Cyl	Naturally Aspirated, Undercar Rear	-	70317
1985-83	2.3L	L4 Cyl	Turbocharged, Undercar	30190	70421
1985-83	5.0L	V8 Cyl	GT, Undercar; Y-Pipe	30243	-
1985-83	5.0L	V8 Cyl	GT, Undercar Rear	30188	70421
1983	3.8L	V6 Cyl	Undercar Rear	30032	70421
1982-81	4.2L	V8 Cyl	Undercar; Single Exhaust System	30032	70421
1982-79	3.3L	L6 Cyl	Undercar	-	70317
1980	4.2L	V8 Cyl	Undercar; Single Exhaust System	-	70317
1979	5.0L	V8 Cyl	Base, Undercar	-	70317

**PINTO**

1978-77	2.3L	L4 Cyl	Undercar	-	70317
1978-77	2.3L	L4 Cyl	Undercar; 19" OAL	30226	-
1978-77	2.8L	V6 Cyl	Undercar	-	70317
1978-77	2.8L	V6 Cyl	Undercar; 19" OAL	30226	-

**POLICE INTERCEPTOR SEDAN**

2015-13	3.5L	V6 Cyl	Naturally Aspirated, Firewall Side	30585	-
2015-13	3.5L	V6 Cyl	Naturally Aspirated, Radiator Side	30584	-
2015-13	3.7L	V6 Cyl	Firewall Side	30585	-
2015-13	3.7L	V6 Cyl	Radiator Side	30584	-

**POLICE INTERCEPTOR UTILITY**

2015-13	3.7L	V6 Cyl	Firewall Side	30585	-
2015-13	3.7L	V6 Cyl	Radiator Side	30584	-

**PROBE**

1997-96	2.0L	L4 Cyl	Front Precat	40269	-
1997-93	2.0L	L4 Cyl	Undercar Rear	40204	83165
1997-93	2.5L	V6 Cyl	Undercar Rear	40188	83165
1992-90	3.0L	V6 Cyl	Undercar	30270	83165
1992-89	2.2L	L4 Cyl	Automatic, Undercar	30257	83165

APPLICATIONS



Year

Liters

Cyl

Comments

Direct Fit #

Universal #

## FORD (Con't)

### PROBE (Cont'd)

1992-89	2.2L	L4 Cyl	Standard, Undercar	30256	83165
---------	------	--------	--------------------	-------	-------

### RANGER

2011-08	2.3L	L4 Cyl	CA Emissions; Undercar	30523	-
2011-07	2.3L	L4 Cyl	XL, CA Emissions; Undercar	-	83625
2011-07	2.3L	L4 Cyl	XL, Federal Emissions; Undercar	-	71317
2011-07	2.3L	L4 Cyl	XLT, CA Emissions; Undercar	-	83625
2011-07	2.3L	L4 Cyl	XLT, Federal Emissions; Undercar	-	71317
2008-07	3.0L	V6 Cyl	Undercar	-	70317
2008-07	3.0L	V6 Cyl	Undercar Left	30587	-
2008-07	3.0L	V6 Cyl	Undercar Right	30588	-
2007	2.3L	L4 Cyl	Undercar	30421	-
2006-04	3.0L	V6 Cyl	Undercar Front	30515	93425
2006-04	3.0L	V6 Cyl	Undercar Rear	30516	70330
2006-04	4.0L	V6 Cyl	Front Left	-	93425
2006-04	4.0L	V6 Cyl	Front Right	-	93805
2006-04	4.0L	V6 Cyl	Undercar Front Y-Pipe Unit	30532	-
2006-04	4.0L	V6 Cyl	Undercar Rear	30516	83165
2006-01	2.3L	L4 Cyl	Undercar	30421	83625
2003-01	3.0L	V6 Cyl	Undercar Rear; Dual Converter System	30448	-
2003-01	4.0L	V6 Cyl	E VIN, Undercar Rear	-	83167
2003-01	4.0L	V6 Cyl	Undercar Rear	30448	83167
2003-98	3.0L	V6 Cyl	CA Emissions; Undercar Rear	-	83167
2003-98	3.0L	V6 Cyl	Undercar Rear; Single Converter System	30519	-
2003	4.0L	V6 Cyl	E VIN, Undercar Front	-	83424
2003	4.0L	V6 Cyl	Undercar Front	-	70318
2002-01	3.0L	V6 Cyl	Undercar Front	30590	-
2002-01	4.0L	V6 Cyl	E VIN, Undercar Front	30434	83424
2002-01	4.0L	V6 Cyl	Undercar Front	30590	70318
2000-98	3.0L	V6 Cyl	CA Emissions; Undercar Front	-	83804
2000-98	3.0L	V6 Cyl	Federal Emissions; Undercar	-	83166
2000-98	3.0L	V6 Cyl	Undercar; Dual Converter System	30359	-
2000-98	3.0L	V6 Cyl	Undercar Front; Dual Converter System	30475	-
2000-98	4.0L	V6 Cyl	Federal Emissions; Undercar Front	-	83166
2000-98	4.0L	V6 Cyl	Undercar; Dual Converter System	30359	-
2000-98	4.0L	V6 Cyl	Undercar Front; Dual Converter System	30475	-
2000-98	4.0L	V6 Cyl	Undercar Rear	-	83706
2000-98	4.0L	V6 Cyl	Undercar Rear; Single Converter System	30519	-
1999-98	2.5L	L4 Cyl	Undercar	30401	83175
1997-95	2.3L	L4 Cyl	Undercar	30319	85286
1997-95	3.0L	V6 Cyl	Undercar	30395	83166
1997-95	4.0L	V6 Cyl	Undercar	30395	83166
1994-91	3.0L	V6 Cyl	Undercar	30288	70318

Year

Liters

Cyl

Comments

Direct Fit #

Universal #

**FORD (Con't)**

**RANGER (Cont'd)**

1994-90	4.0L	V6 Cyl	Undercar	30288	70318
1994-89	2.3L	L4 Cyl	Undercar	30283	70317
1992-88	2.9L	V6 Cyl	Undercar	30291	70318
1988-87	2.0L	L4 Cyl	Undercar	30183	70421
1988-87	2.3L	L4 Cyl	Undercar	30183	70421
1987-86	2.9L	V6 Cyl	Undercar	30254	70534
1986-85	2.0L	L4 Cyl	Undercar	30186	70317
1986-85	2.3L	L4 Cyl	Undercar	30186	70317
1985-83	2.8L	V6 Cyl	Undercar	30179	70421
1984	2.0L	L4 Cyl	Undercar	-	70419
1984	2.3L	L4 Cyl	Undercar	-	70419
1983	2.0L	L4 Cyl	Undercar	30183	70421
1983	2.3L	L4 Cyl	Undercar	30183	70421

**TAURUS**

2015-13	3.5L	V6 Cyl	Naturally Aspirated, Firewall Side	30585	-
2015-13	3.5L	V6 Cyl	Naturally Aspirated, Radiator Side	30584	-
2012-10	3.5L	V6 Cyl	Naturally Aspirated, Firewall Side; Precat	30533	-
2010	3.5L	V6 Cyl	Naturally Aspirated, Radiator Side; Precat	30530	-
2009-08	3.5L	V6 Cyl	CA Emissions; Undercar Rear	30593	-
2009-08	3.5L	V6 Cyl	Naturally Aspirated, ULEV Emissions; Firewall Side; Precat	30533	-
2009-08	3.5L	V6 Cyl	Naturally Aspirated, ULEV Emissions; Radiator Side; Precat	30530	-
2009-08	3.5L	V6 Cyl	SULEV Emissions; Radiator Side	30601	-
2007-00	3.0L	V6 Cyl	Undercar Rear	30386	83173
2007-00	3.0L	V6 Cyl	U VIN, Undercar Front	30385	-
2006-00	3.0L	V6 Cyl	2 VIN, Undercar Front	30385	-
2005-00	3.0L	V6 Cyl	DOHC, Undercar	-	83425
2005-00	3.0L	V6 Cyl	DOHC, Undercar; Y-Pipe	30412	-
2005-00	3.0L	V6 Cyl	DOHC, Firewall Side	30408	-
1999-97	3.0L	V6 Cyl	U VIN, AX4S Trans. Code, GAS, Federal Emissions; Undercar	30322	83164
1999-96	3.0L	V6 Cyl	AX4N Trans. Code, OHV, Federal Emissions; Undercar Front	30529	-
1999-96	3.0L	V6 Cyl	AX4N Trans. Code, OHV, Federal Emissions; Undercar Rear	-	83164
1999-96	3.4L	V8 Cyl	SHO, Undercar Front	30422	83804
1999-96	3.4L	V8 Cyl	SHO, Undercar Rear	30416	83805
1999	3.0L	V6 Cyl	DOHC, Undercar; Dual Exhaust System	30414	-
1998-97	3.0L	V6 Cyl	AX4S Trans. Code, OHV, GAS, CA Emissions; Undercar	30420	83804
1998-96	3.0L	V6 Cyl	DOHC, Undercar; Dual Exhaust System	30414	83424
1995-94	3.2L	V6 Cyl	Undercar	30432	70316
1995-93	3.0L	V6 Cyl	U VIN, GL, Undercar	30312	70382
1995-93	3.0L	V6 Cyl	U VIN, LX, Undercar	30312	70382
1995-91	3.8L	V6 Cyl	Undercar	30294	70382
1995-89	3.0L	V6 Cyl	SHO, Undercar	30317	70382
1995	3.0L	V6 Cyl	U VIN, SE, Undercar	30312	70382

APPLICATIONS

Year

Liters

Cyl

Comments

Direct Fit #

Universal #

## FORD (Con't)

### TAURUS (Cont'd)

1994-86	3.0L	V6 Cyl	GL, Undercar; Single Converter System	30246	70911
1994-86	3.0L	V6 Cyl	LX, Undercar; Single Converter System	30246	70911
1992-86	3.0L	V6 Cyl	L, Undercar; Single Converter System	30246	70911
1990-88	3.8L	V6 Cyl	Undercar Rear	30244	70421
1990-86	2.5L	L4 Cyl	Undercar	30196	70421

### TAURUS X

2009-08	3.5L	V6 Cyl	CA Emissions; Undercar Rear	30593	-
2009-08	3.5L	V6 Cyl	Naturally Aspirated, ULEV Emissions; Firewall Side; Precat	30533	-
2009-08	3.5L	V6 Cyl	Naturally Aspirated, ULEV Emissions; Radiator Side; Precat	30530	-
2009-08	3.5L	V6 Cyl	SULEV Emissions; Radiator Side	30601	-

### TEMPO

1994-92	3.0L	V6 Cyl	Undercar	30296	70316
1994-85	2.3L	L4 Cyl	Undercar	30195	-
1984	2.3L	L4 Cyl	Undercar	-	70421

### THUNDERBIRD

2005-03	3.9L	V8 Cyl	Undercar	30531	-
1997-96	3.8L	V6 Cyl	Undercar	30336	-
1997-96	3.8L	V6 Cyl	Undercar Front	-	70382
1997-96	4.6L	V8 Cyl	Undercar	30373	-
1997-96	4.6L	V8 Cyl	Undercar Front	-	83804
1997-94	4.6L	V8 Cyl	Undercar Rear	-	70914
1997-92	3.8L	V6 Cyl	Undercar Rear	-	70914
1995-94	4.6L	V8 Cyl	Undercar	30339	-
1995-94	4.6L	V8 Cyl	Undercar Front	-	70317
1995-92	3.8L	V6 Cyl	LX, Undercar; w O2 Ports in Pipe	30332	-
1995-92	3.8L	V6 Cyl	LX, Undercar Front; w O2 Ports in Pipe	-	70316
1995-91	3.8L	V6 Cyl	LX, Undercar; w O2 Ports	30361	-
1995-91	3.8L	V6 Cyl	LX, Undercar Front; w O2 Ports	-	70316
1995-91	3.8L	V6 Cyl	LX, Undercar Rear	-	70834
1993-91	5.0L	V8 Cyl	Undercar	30307	-
1993-91	5.0L	V8 Cyl	Undercar Front	-	70382
1993-91	5.0L	V8 Cyl	Undercar Rear	-	70914
1992-91	3.8L	V6 Cyl	Base, Undercar; w O2 Ports	30361	-
1992-91	3.8L	V6 Cyl	Base, Undercar Front; w O2 Ports	-	70316
1992-91	3.8L	V6 Cyl	Base, Undercar Rear	-	70834
1992	3.8L	V6 Cyl	Base, Undercar; w O2 Ports in Pipe	30332	-
1992	3.8L	V6 Cyl	Base, Undercar Front; w O2 Ports in Pipe	-	70316
1990-89	3.8L	V6 Cyl	Base, Front Left	30285	-
1990-89	3.8L	V6 Cyl	Base, Front Right	30284	-
1990-89	3.8L	V6 Cyl	Base, Undercar Right	-	70316
1990-89	3.8L	V6 Cyl	Coupe, Super Coupe, Undercar Rear	-	70534
1990-89	3.8L	V6 Cyl	LX, Front Left	30285	-

Year

Liters

Cyl

Comments

Direct Fit #

Universal #

**FORD (Con't)**

**THUNDERBIRD (Cont'd)**

1990-89	3.8L	V6 Cyl	LX, Front Right	30284	-
1990-89	3.8L	V6 Cyl	LX, Undercar Right	-	70316
1990-89	3.8L	V6 Cyl	Naturally Aspirated, Base, Undercar; Resonator	30324	-
1990-89	3.8L	V6 Cyl	Naturally Aspirated, LX, Undercar; Resonator	30324	-
1990-89	3.8L	V6 Cyl	Super Coupe, Undercar	30349	-
1990-89	3.8L	V6 Cyl	Super Coupe, Undercar Front	-	70382
1988-87	2.3L	L4 Cyl	Turbocharged, Undercar	30290	70318
1988-86	5.0L	V8 Cyl	Undercar	-	70421
1988-86	5.0L	V8 Cyl	Undercar; Y-Pipe	30243	-
1988-84	3.8L	V6 Cyl	Undercar	-	70421
1988-84	3.8L	V6 Cyl	Undercar; Y-Pipe	30243	-
1988-83	3.8L	V6 Cyl	Undercar; 3 Converter System	30222	70317
1986-83	2.3L	L4 Cyl	Turbocharged, Undercar	30190	70421
1983-82	3.8L	V6 Cyl	Undercar Front	30032	70421

**TRANSIT CONNECT**

2016-14	2.5L	L4 Cyl	Front	30579	-
2013-10	2.0L	L4 Cyl	Undercar Front	30543	-
2013-10	2.0L	L4 Cyl	Undercar Rear	30544	-

**WINDSTAR**

2003-01	3.8L	V6 Cyl	Undercar	30415	83514
2000-99	3.8L	V6 Cyl	Undercar; w O2 Port	30375	83164
2000-97	3.0L	V6 Cyl	Undercar	30435	83514
1998	3.8L	V6 Cyl	Undercar; To 4/29/98	30365	83164
1997	3.8L	V6 Cyl	Undercar; From 2/10/97 to 4/29/98	30365	83164
1996-95	3.8L	V6 Cyl	Undercar	30308	83804

**FREIGHTLINER**

**SPRINTER 2500**

2009-07	3.0L	V6 Cyl	Diesel Particulate Filter; OE# A9064901592	649005	-
---------	------	--------	--	--------	---

**SPRINTER 3500**

2009-07	3.0L	V6 Cyl	Diesel Particulate Filter; OE# A9064901592	649005	-
---------	------	--------	--	--------	---

**GEO**

**METRO**

1997-95	1.0L	L3 Cyl	Undercar	50252	-
1997-95	1.3L	L4 Cyl	Undercar Rear	50268	83704
1994-90	1.0L	L3 Cyl	Undercar	50184	70316
1989	1.0L	L3 Cyl	Undercar	50184	70316 70317

**PRIZM**

1997-96	1.6L	L4 Cyl	Undercar Rear	40012	83164
1997-96	1.8L	L4 Cyl	Undercar Rear	40012	70316

APPLICATIONS

Year

Liters

Cyl

Comments

Direct Fit #

Universal #

APPLICATIONS

## GEO (Con't)

### PRIZM (Cont'd)

1997-93	1.6L	L4 Cyl	Front Precat	50324	-
1997-93	1.8L	L4 Cyl	Front Precat	50324	-
1995-93	1.6L	L4 Cyl	Undercar Rear	40468	-
1995-93	1.8L	L4 Cyl	Undercar Rear	40468	-
1992-90	1.6L	L4 Cyl	4AFE Eng., Undercar	-	70316
1992-90	1.6L	L4 Cyl	Base, Undercar	40012	-

### SPECTRUM

1989	1.5L	L4 Cyl	Naturally Aspirated, Undercar	50160	70316
------	------	--------	-------------------------------	-------	-------

### STORM

1991-90	1.6L	L4 Cyl	Naturally Aspirated, Undercar	50160	70316
---------	------	--------	-------------------------------	-------	-------

### TRACKER

1997-96	1.6L	L4 Cyl	Undercar	40350	83174
1995-94	1.6L	L4 Cyl	16 Valves, Undercar	40192	70317
1995-90	1.6L	L4 Cyl	8 Valves, Undercar	40165	70317
1989	1.6L	L4 Cyl	Undercar	40165	70317

## GMC

### ACADIA

2015-12	3.6L	V6 Cyl	Undercar Rear	50477	-
2015-07	3.6L	V6 Cyl	Firewall Side	50457	-
2015-07	3.6L	V6 Cyl	Radiator Side; Precat	50456	-
2011-09	3.6L	V6 Cyl	Undercar Rear	50477	70259

### C15

1978-77	5.0L	V8 Cyl	RWD, Undercar	50010	70318
1978-75	4.1L	L6 Cyl	RWD, Undercar	50010	70318
1978-75	5.7L	V8 Cyl	RWD, Undercar	50010	70318
1978-75	7.4L	V8 Cyl	RWD, Undercar	50010	70318

### C15 SUBURBAN

1978-77	5.0L	V8 Cyl	RWD, Undercar	50010	70318
1978-75	4.1L	L6 Cyl	RWD, Undercar	50010	70318
1978-75	5.7L	V8 Cyl	RWD, Undercar	50010	70318
1978-75	7.4L	V8 Cyl	RWD, Undercar	50010	70318

### C1500

1999-96	5.7L	V8 Cyl	RWD, Front Left	-	83704
1999-96	5.7L	V8 Cyl	RWD, Undercar; Under 8500 lbs. GVW	-	83164
1999-96	5.7L	V8 Cyl	RWD, Undercar; Y-Pipe; Under 8500 lbs. GVW	50239	-
1998-96	4.3L	V6 Cyl	RWD, Undercar; Single Converter System	50275	85287
1998-96	5.0L	V8 Cyl	RWD, Undercar; Under 8500 lbs. GVW	50275	85287
1998-96	5.7L	V8 Cyl	RWD, Undercar; Single Converter System; Under 8500 lbs. GVW	50275	85287
1995-94	4.3L	V6 Cyl	RWD, Undercar	50238	70531
1995-94	5.0L	V8 Cyl	RWD, Undercar	-	70531

Year

Liters

Cyl

Comments

Direct Fit #

Universal #

**GMC (Con't)**

**C1500 (Cont'd)**

1995-94	5.0L	V8 Cyl	RWD, Undercar; Y-Pipe	50238	-
1995-94	5.7L	V8 Cyl	RWD, Undercar	-	70531
1995-94	5.7L	V8 Cyl	RWD, Undercar; Y-Pipe	50238	-
1995-92	5.7L	V8 Cyl	RWD, Undercar; Single Converter System; Over 8500 lbs. GVW	50298	70857
1995-88	5.0L	V8 Cyl	RWD, Undercar Rear; 3" Dual Converter System	50175	70330
1995-88	5.7L	V8 Cyl	RWD, Undercar; Over 8500 lbs. GVW	50298	70857
1995-88	5.7L	V8 Cyl	RWD, Undercar Front; Dual Converter System; 3" ID Front Unit; Under 8500 lbs. GVW	50009	70531
1995-88	5.7L	V8 Cyl	RWD, Undercar Rear; Dual Converter System; 3" ID Rear Unit; Under 8500 lbs. GVW	50175	70330
1993-88	4.3L	V6 Cyl	RWD, Undercar Rear	50244	70330
1992-88	5.0L	V8 Cyl	RWD, Undercar; Single Converter System	50244	70330
1986-85	4.3L	V6 Cyl	RWD, Undercar	50010	70318
1986-79	5.0L	V8 Cyl	RWD, Undercar	50010	70318
1986-79	5.7L	V8 Cyl	RWD, Undercar	50010	70318
1984-79	4.1L	L6 Cyl	RWD, Undercar	50010	70318
1980-79	7.4L	V8 Cyl	RWD, Undercar	50010	70318

**C1500 SUBURBAN**

1999-96	5.7L	V8 Cyl	RWD, Front Left	-	83704
1998-96	5.7L	V8 Cyl	RWD, Undercar; Single Converter System; Under 8500 lbs. GVW	50275	85287
1998-96	5.7L	V8 Cyl	RWD, Undercar; Under 8500 lbs. GVW	-	83164
1998-96	5.7L	V8 Cyl	RWD, Undercar; Y-Pipe; Under 8500 lbs. GVW	50239	-
1995-94	5.7L	V8 Cyl	RWD, Undercar	-	70531
1995-94	5.7L	V8 Cyl	RWD, Undercar; Y-Pipe	50238	-
1995-92	5.7L	V8 Cyl	RWD, Undercar; Over 8500 lbs. GVW	50298	70857
1995-92	5.7L	V8 Cyl	RWD, Undercar; Single Converter System; Over 8500 lbs. GVW	50298	70857
1995-92	5.7L	V8 Cyl	RWD, Undercar Front; Dual Converter System; 3" ID Front Unit; Under 8500 lbs. GVW	50009	70531
1995-92	5.7L	V8 Cyl	RWD, Undercar Rear; Dual Converter System; 3" ID Rear Unit; Under 8500 lbs. GVW	50175	70330
1986-79	5.0L	V8 Cyl	RWD, Undercar	50010	70318
1986-79	5.7L	V8 Cyl	RWD, Undercar	50010	70318
1980-79	7.4L	V8 Cyl	RWD, Undercar	50010	70318
1979	4.1L	L6 Cyl	RWD, Undercar	50010	70318

**C2500**

2000-96	5.7L	V8 Cyl	RWD, Front Right; Under 8500 lbs. GVW	-	83164
2000-96	5.7L	V8 Cyl	RWD, Undercar; Dual Converter Y-Pipe; Under 8500 lbs. GVW	50239	-
2000-96	7.4L	V8 Cyl	RWD, Undercar Front; 15000 lbs. GVW	50454	-
1999-96	5.7L	V8 Cyl	131.5 WB, RWD, Undercar Rear; 8600-10000 lbs. GVW	50367	-
1999-96	5.7L	V8 Cyl	131.5 WB, RWD, Undercar Rear; Over 8500 lbs. GVW	-	83166
1999-96	5.7L	V8 Cyl	141.5 WB, RWD, Undercar Rear; 8600-10000 lbs. GVW	50368	-
1999-96	5.7L	V8 Cyl	141.5 WB, RWD, Undercar Rear; Over 8500 lbs. GVW	-	83166
1999-96	5.7L	V8 Cyl	155.5 WB, RWD, Undercar Rear; 8600-10000 lbs. GVW	50343	-
1999-96	5.7L	V8 Cyl	155.5 WB, RWD, Undercar Rear; Over 8500 lbs. GVW	-	89516

APPLICATIONS

Year

Liters

Cyl

Comments

Direct Fit #

Universal #

## GMC (Con't)

### C2500 (Cont'd)

1999-96	5.7L	V8 Cyl	RWD, Undercar Front; Over 8500 lbs. GVW	50296	89516
1999-96	7.4L	V8 Cyl	131.5 WB, RWD, Undercar Rear; 8600-10000 lbs. GVW	50367	-
1999-96	7.4L	V8 Cyl	131.5 WB, RWD, Undercar Rear; Over 8500 lbs. GVW	-	83166
1999-96	7.4L	V8 Cyl	141.5 WB, RWD, Undercar Rear; 8600-10000 lbs. GVW	50368	-
1999-96	7.4L	V8 Cyl	141.5 WB, RWD, Undercar Rear; Over 8500 lbs. GVW	-	83166
1999-96	7.4L	V8 Cyl	155.5 WB, RWD, Undercar Rear; 8600-10000 lbs. GVW	50343	-
1999-96	7.4L	V8 Cyl	155.5 WB, RWD, Undercar Rear; Over 8500 lbs. GVW	-	83166
1998-96	5.0L	V8 Cyl	RWD, Undercar; Under 8500 lbs. GVW	50275	85287
1998-96	5.7L	V8 Cyl	RWD, Undercar; Single Converter System; Under 8500 lbs. GVW	50275	83176
1998-96	5.7L	V8 Cyl	RWD, Undercar; Under 8500 lbs. GVW	50275	83176
1995-94	5.0L	V8 Cyl	RWD, Undercar; Single Converter System	50238	70531
1995-94	5.7L	V8 Cyl	RWD, Undercar	-	70531
1995-94	5.7L	V8 Cyl	RWD, Undercar; Y-Pipe	50238	-
1995-92	7.4L	V8 Cyl	RWD, Undercar; Over 8500 lbs. GVW	50298	70857
1995-88	5.0L	V8 Cyl	RWD, Undercar Front; 3" System	50009	70531
1995-88	5.0L	V8 Cyl	RWD, Undercar Rear; 3" System	50175	70330
1995-88	5.7L	V8 Cyl	RWD, Undercar; Over 8500 lbs. GVW	50298	70857
1995-88	5.7L	V8 Cyl	RWD, Undercar Front; 3" System; Under 8500 lbs. GVW	50009	70531
1995-88	5.7L	V8 Cyl	RWD, Undercar Rear; 3" System; Under 8500 lbs. GVW	50175	70330
1994	5.0L	V8 Cyl	RWD, Undercar	-	70531
1994	5.0L	V8 Cyl	RWD, Undercar; Y-Pipe	50238	-
1993-92	5.7L	V8 Cyl	RWD, Undercar; 3" Exhaust System; Under 12000 lbs. GVW	50298	-
1993-88	4.3L	V6 Cyl	RWD, Undercar	50244	70330
1992-88	5.0L	V8 Cyl	RWD, Undercar	50244	70330
1986-85	4.3L	V6 Cyl	RWD, Undercar	50010	70318
1986-83	5.0L	V8 Cyl	RWD, Undercar	50010	70318
1986-83	5.7L	V8 Cyl	RWD, Undercar	50010	70318
1986-83	7.4L	V8 Cyl	RWD, Undercar	50010	70318
1981	4.1L	L6 Cyl	RWD, Undercar	50010	70318

### C2500 SUBURBAN

1999-96	5.7L	V8 Cyl	131.5 WB, RWD, Undercar Rear; 8600-10000 lbs. GVW	50367	-
1999-96	5.7L	V8 Cyl	131.5 WB, RWD, Undercar Rear; Over 8500 lbs. GVW	-	83166
1999-96	5.7L	V8 Cyl	RWD, Front Right; Under 8500 lbs. GVW	-	83164
1999-96	5.7L	V8 Cyl	RWD, Undercar; Dual Converter Y-Pipe; Under 8500 lbs. GVW	50239	-
1999-96	5.7L	V8 Cyl	RWD, Undercar Front; Over 8500 lbs. GVW	50296	89516
1999-96	7.4L	V8 Cyl	131.5 WB, RWD, Undercar Rear; 8600-10000 lbs. GVW	50367	-
1999-96	7.4L	V8 Cyl	131.5 WB, RWD, Undercar Rear; Over 8500 lbs. GVW	-	83166
1999-96	7.4L	V8 Cyl	RWD, Undercar Front; 15000 lbs. GVW	50454	-
1998-96	5.7L	V8 Cyl	RWD, Undercar; Single Converter System; Under 8500 lbs. GVW	50275	83176
1998-96	5.7L	V8 Cyl	RWD, Undercar; Under 8500 lbs. GVW	50275	83176
1995-94	5.7L	V8 Cyl	RWD, Undercar	-	70531
1995-94	5.7L	V8 Cyl	RWD, Undercar; Y-Pipe	50238	-

Year

Liters

Cyl

Comments

Direct Fit #

Universal #

**GMC (Con't)**

**C2500 SUBURBAN (Cont'd)**

1995-92	5.7L	V8 Cyl	RWD, Undercar; Over 8500 lbs. GVW	50298	70857
1995-92	5.7L	V8 Cyl	RWD, Undercar Front; 3" System; Under 8500 lbs. GVW	50009	70531
1995-92	5.7L	V8 Cyl	RWD, Undercar Rear; 3" System; Under 8500 lbs. GVW	50175	70330
1995-92	7.4L	V8 Cyl	RWD, Undercar; Over 8500 lbs. GVW	50298	70857
1993-92	5.7L	V8 Cyl	RWD, Undercar; 3" Exhaust System; Under 12000 lbs. GVW	50298	-
1992	5.7L	V8 Cyl	RWD, Undercar Rear; Dual Converter System; 3" ID Rear Unit; Under 8500 lbs. GVW	50175	70330
1992	7.4L	V8 Cyl	RWD, Undercar Rear; Dual Converter System; 3" ID Rear Unit; Under 8500 lbs. GVW	50175	70330
1986-83	5.0L	V8 Cyl	RWD, Undercar	50010	70318
1986-83	5.7L	V8 Cyl	RWD, Undercar	50010	70318
1986-83	7.4L	V8 Cyl	RWD, Undercar	50010	70318

**C3500**

2000-99	7.4L	V8 Cyl	141.5 WB, RWD, Undercar Rear; 8600-10000 lbs. GVW	50368	-
2000-99	7.4L	V8 Cyl	141.5 WB, RWD, Undercar Rear; Over 8500 lbs. GVW	-	83166
2000-98	7.4L	V8 Cyl	155.5 WB, RWD, Undercar Rear; 8600-10000 lbs. GVW	50343	-
2000-98	7.4L	V8 Cyl	155.5 WB, RWD, Undercar Rear; Over 8500 lbs. GVW	-	83166
2000-96	5.7L	V8 Cyl	131.5 WB, RWD, Undercar Rear; 8600-10000 lbs. GVW	50367	-
2000-96	5.7L	V8 Cyl	131.5 WB, RWD, Undercar Rear; Over 8500 lbs. GVW	-	70857
2000-96	5.7L	V8 Cyl	155.5 WB, RWD, Undercar Rear; 8600-10000 lbs. GVW	50343	-
2000-96	7.4L	V8 Cyl	159.5 WB, RWD, Undercar Rear; 15000 lbs. GVW	50455	-
2000-96	7.4L	V8 Cyl	RWD, Undercar Front; 15000 lbs. GVW	50454	-
2000	5.7L	V8 Cyl	155.5 WB, RWD, Undercar Rear; Over 8500 lbs. GVW	-	83166
2000	6.5L	V8 Cyl	155.5 WB, RWD, Undercar Rear; 8600-10000 lbs. GVW	50343	-
2000	6.5L	V8 Cyl	155.5 WB, RWD, Undercar Rear; Over 8500 lbs. GVW	-	83166
1999-96	5.7L	V8 Cyl	155.5 WB, RWD, Undercar Rear; Over 8500 lbs. GVW	-	89516
1999-96	5.7L	V8 Cyl	RWD, Undercar Front; Over 8500 lbs. GVW	50296	70857
1999	5.7L	V8 Cyl	141.5 WB, RWD, Undercar Rear; 8600-10000 lbs. GVW	50368	-
1999	5.7L	V8 Cyl	141.5 WB, RWD, Undercar Rear; Over 8500 lbs. GVW	-	83166
1997-95	5.7L	V8 Cyl	RWD, Undercar; Over 8500 lbs. GVW	50298	70857
1997-95	7.4L	V8 Cyl	RWD, Undercar; Over 8500 lbs. GVW	50298	70857
1996	5.7L	V8 Cyl	RWD, Undercar; Single Converter System; Under 8500 lbs. GVW	50275	83176
1996	5.7L	V8 Cyl	RWD, Undercar; Under 8500 lbs. GVW	50275	83176
1996	7.4L	V8 Cyl	155.5 WB, RWD, Undercar Rear; 8600-10000 lbs. GVW	50343	-
1996	7.4L	V8 Cyl	155.5 WB, RWD, Undercar Rear; Over 8500 lbs. GVW	-	83166
1995-93	5.7L	V8 Cyl	RWD, Undercar; Under 8500 lbs. GVW	50009	70531
1995-93	7.4L	V8 Cyl	RWD, Undercar; Under 8500 lbs. GVW	50009	70531
1992-88	5.7L	V8 Cyl	RWD, Undercar; Over 8500 lbs. GVW	50298	70857
1992-88	7.4L	V8 Cyl	RWD, Undercar; Over 8500 lbs. GVW	50298	70857
1985	5.7L	V8 Cyl	RWD, Undercar	50010	70318
1985	7.4L	V8 Cyl	RWD, Undercar	50010	70318

**C3500HD**

1992-91	5.7L	V8 Cyl	4 X 2, Undercar; Over 8500 lbs. GVW	50298	70857
---------	------	--------	-------------------------------------	-------	-------

APPLICATIONS



Year

Liters

Cyl

Comments

Direct Fit #

Universal #

## GMC (Con't)

### C3500HD (Cont'd)

1992-91	7.4L	V8 Cyl	4 X 2, Undercar; Over 8500 lbs. GVW	50298	70857
---------	------	--------	-------------------------------------	-------	-------

### C4500 TOPKICK

2009-03	8.1L	V8 Cyl	Undercar Front	50519	-
2009-03	8.1L	V8 Cyl	Undercar Rear	50520	-

### C5500 TOPKICK

2009-03	8.1L	V8 Cyl	Undercar Front	50519	-
2008-05	8.1L	V8 Cyl	Undercar Rear	50538	-

### CABALLERO

1987	5.0L	V8 Cyl	Undercar; 2 1/2" System	50010	70318
------	------	--------	-------------------------	-------	-------

### CANYON

2012-11	2.9L	L4 Cyl	4WD, Undercar Rear; exc. Offroad Package	50468	-
2012-11	2.9L	L4 Cyl	4WD, Undercar Rear; inc. Z71 package; exc. Offroad Package	50468	-
2012-11	3.7L	L5 Cyl	4WD, Undercar Rear; exc. Offroad Package	50468	-
2012-11	3.7L	L5 Cyl	4WD, Undercar Rear; inc. Z71 package; exc. Offroad Package	50468	-
2012-09	5.3L	V8 Cyl	Undercar Left	50512	-
2012-09	5.3L	V8 Cyl	Undercar Right	50513	-
2012-07	2.9L	L4 Cyl	RWD, Undercar Rear; exc. Z71	50380	-
2012-07	2.9L	L4 Cyl	RWD, Undercar Rear; Offroad Package Only	50468	-
2012-07	2.9L	L4 Cyl	Front	50487	-
2012-07	3.7L	L5 Cyl	RWD, Undercar Rear; exc. Z71	50380	-
2012-07	3.7L	L5 Cyl	RWD, Undercar Rear; Offroad Package Only	50468	-
2012-07	3.7L	L5 Cyl	Front	50460	-
2010-07	2.9L	L4 Cyl	4WD, Undercar Rear	50468	-
2010-07	2.9L	L4 Cyl	4WD, Undercar Rear; inc. Z71 package	50468	-
2010-07	3.7L	L5 Cyl	4WD, Undercar Rear	50468	-
2010-07	3.7L	L5 Cyl	4WD, Undercar Rear; inc. Z71 package	50468	-
2006-04	2.8L	L4 Cyl	4WD, Undercar Rear	50468	-
2006-04	2.8L	L4 Cyl	4WD, Undercar Rear; inc. Z71 package	50468	-
2006-04	2.8L	L4 Cyl	RWD, Undercar Rear; Offroad Package Only	50468	-
2006-04	2.8L	L4 Cyl	Front	50458	-
2006-04	3.5L	L5 Cyl	4WD, Undercar Rear	50468	-
2006-04	3.5L	L5 Cyl	4WD, Undercar Rear; inc. Z71 package	50468	-
2006-04	3.5L	L5 Cyl	RWD, Undercar Rear; exc. Z71	50380	-
2006-04	3.5L	L5 Cyl	RWD, Undercar Rear; Offroad Package Only	50468	-
2006-04	3.5L	L5 Cyl	Front	50428	-
2006	2.8L	L4 Cyl	RWD, Undercar Rear; exc. Z71	50380	83166
2005-04	2.8L	L4 Cyl	RWD, Undercar Rear; exc. Z71	50380	-

### ENVOY

2009-08	4.2L	L6 Cyl	113.0 WB, Undercar	50484	70249
2009-06	5.3L	V8 Cyl	113.0 WB, Undercar	-	93166
2009-06	5.3L	V8 Cyl	113.0 WB, Undercar	50469	-

APPLICATIONS

Year

Liters

Cyl

Comments

Direct Fit #

Universal #

**GMC (Con't)**

**ENVOY (Cont'd)**

2007-06	4.2L	L6 Cyl	113.0 WB, Undercar	50483	99776
2005-02	4.2L	L6 Cyl	113.0 WB, Undercar	50365	93166
2005-02	4.2L	L6 Cyl	Undercar	-	93166
2005	5.3L	V8 Cyl	113.0 WB, Denali, Undercar	50418	83166

**ENVOY XL**

2005-02	4.2L	L6 Cyl	Undercar	-	93166
2005	5.3L	V8 Cyl	Undercar	50505	-
2004-03	5.3L	V8 Cyl	Undercar	-	83166
2004-03	5.3L	V8 Cyl	Undercar	50414	-

**ENVOY XUV**

2005-04	4.2L	L6 Cyl	Undercar	50407	-
2005	5.3L	V8 Cyl	Undercar	50505	-
2004	5.3L	V8 Cyl	Undercar	50414	-

**G15**

1978-77	5.0L	V8 Cyl	Undercar	50010	70318
1978-75	5.7L	V8 Cyl	Undercar	50010	70318

**G25**

1978-77	5.0L	V8 Cyl	Undercar	50010	70318
1977-75	5.7L	V8 Cyl	Undercar	50010	70318

**G35**

1978-75	5.7L	V8 Cyl	Undercar	50010	70318
---------	------	--------	----------	-------	-------

**G1500**

1995	4.3L	V6 Cyl	Undercar; 3" Outlet	-	70534
1995	4.3L	V6 Cyl	Undercar; Y-Pipe; 3" Outlet	50295	-
1995	5.0L	V8 Cyl	110.0 WB, Undercar; 3" Outlet	-	70534
1995	5.0L	V8 Cyl	110.0 WB, Undercar; Y-Pipe; 3" Outlet	50295	-
1995	5.0L	V8 Cyl	125.0 WB, Undercar; 3" Outlet	-	70534
1995	5.0L	V8 Cyl	125.0 WB, Undercar; Y-Pipe; 3" Outlet	50295	-
1994-87	5.0L	V8 Cyl	Undercar; 2 1/2" System	50010	70318
1994-85	4.3L	V6 Cyl	Undercar	50010	70318
1993-87	5.7L	V8 Cyl	Undercar Front; Under 8500 lbs. GVW	-	70531
1993-87	5.7L	V8 Cyl	Undercar Front; Under 8500 lbs. GVW; 27" OAL	50009	-
1993-87	5.7L	V8 Cyl	Undercar Rear; Under 8500 lbs. GVW	-	70330
1993-87	5.7L	V8 Cyl	Undercar Rear; Under 8500 lbs. GVW ; 16" OAL	50175	-
1986-84	5.0L	V8 Cyl	Undercar	50010	70318
1986-79	5.7L	V8 Cyl	Undercar	50010	70318
1981-80	5.0L	V8 Cyl	Undercar	50010	70318

**G2500**

1995-87	5.7L	V8 Cyl	Undercar; Over 8500 lbs. GVW	50298	70857
1995-87	5.7L	V8 Cyl	Undercar Front; Under 8500 lbs. GVW	-	70531

APPLICATIONS

Year

Liters

Cyl

Comments

Direct Fit #

Universal #

## GMC (Con't)

### G2500 (Cont'd)

1995-87	5.7L	V8 Cyl	Undercar Front; Under 8500 lbs. GVW; 27" OAL	50009	-
1995	4.3L	V6 Cyl	Undercar; 3" Outlet	-	70534
1995	4.3L	V6 Cyl	Undercar; Y-Pipe; 3" Outlet	50295	-
1995	5.0L	V8 Cyl	110.0 WB, Undercar; 3" Outlet	-	70534
1995	5.0L	V8 Cyl	110.0 WB, Undercar; Y-Pipe; 3" Outlet	50295	-
1995	5.0L	V8 Cyl	125.0 WB, Undercar; 3" Outlet	-	70534
1995	5.0L	V8 Cyl	125.0 WB, Undercar; Y-Pipe; 3" Outlet	50295	-
1995	5.0L	V8 Cyl	Undercar Front; Under 8500 lbs. GVW	-	70531
1995	5.0L	V8 Cyl	Undercar Front; Under 8500 lbs. GVW; 27" OAL	50009	-
1995	5.7L	V8 Cyl	110.0 WB, Undercar; 3" Outlet	-	70534
1995	5.7L	V8 Cyl	110.0 WB, Undercar; Y-Pipe; 3" Outlet	50295	-
1995	5.7L	V8 Cyl	125.0 WB, Undercar; 3" Outlet	-	70534
1995	5.7L	V8 Cyl	125.0 WB, Undercar; Y-Pipe; 3" Outlet	50295	-
1995	5.7L	V8 Cyl	Undercar Rear; Under 8500 lbs. GVW	-	70330
1995	5.7L	V8 Cyl	Undercar Rear; Under 8500 lbs. GVW ; 16" OAL	50175	-
1994-87	5.0L	V8 Cyl	Undercar; 2 1/2" System	50010	70318
1994-85	4.3L	V6 Cyl	Undercar	50010	70318
1993-87	5.7L	V8 Cyl	Undercar Rear; Under 8500 lbs. GVW	-	70330
1993-87	5.7L	V8 Cyl	Undercar Rear; Under 8500 lbs. GVW ; 16" OAL	50175	-
1986-81	5.0L	V8 Cyl	Undercar	50010	70318
1986-79	5.7L	V8 Cyl	Undercar	50010	70318
1979	5.0L	V8 Cyl	Undercar	50010	70318

### G3500

1996	5.7L	V8 Cyl	Undercar Left; Over 8500 lbs. GVW	50347	89516
1996	5.7L	V8 Cyl	Undercar Right; Over 8500 lbs. GVW	50348	89516
1995-87	5.7L	V8 Cyl	Undercar; Over 8500 lbs. GVW	50298	70857
1995	5.7L	V8 Cyl	125.0 WB, Undercar; 3" Outlet	-	70534
1995	5.7L	V8 Cyl	125.0 WB, Undercar; Y-Pipe; 3" Outlet	50295	-
1994-85	4.3L	V6 Cyl	Undercar	50010	70318
1994	5.7L	V8 Cyl	Undercar Rear; Under 8500 lbs. GVW	-	70330
1994	5.7L	V8 Cyl	Undercar Rear; Under 8500 lbs. GVW ; 16" OAL	50175	-
1986-79	5.7L	V8 Cyl	Undercar	50010	70318

### JIMMY

2005-00	4.3L	V6 Cyl	2 DR, 4WD, Undercar	50363	-
2005-00	4.3L	V6 Cyl	2 DR, 4WD, Undercar Front	-	82726
2005-00	4.3L	V6 Cyl	4WD, Undercar Rear	-	83166
2004-01	4.3L	V6 Cyl	4 DR, 4WD, Undercar	50376	-
2004-00	4.3L	V6 Cyl	2 DR, RWD, CA Emissions; Undercar Front	-	82465
2004-00	4.3L	V6 Cyl	2 DR, RWD, Undercar	50340	-
2004-00	4.3L	V6 Cyl	4 DR, 4WD, Undercar Front	-	82464
2004-00	4.3L	V6 Cyl	RWD, Undercar Rear	-	89516
2001-00	4.3L	V6 Cyl	AWD, Undercar Rear	-	83166

Year

Liters

Cyl

Comments

Direct Fit #

Universal #

**GMC (Con't)**

**JIMMY (Cont'd)**

2000	4.3L	V6 Cyl	2 DR, RWD, Federal Emissions; Undercar	50535	-
2000	4.3L	V6 Cyl	4 DR, 4WD, Automatic, Federal Emissions; Undercar	50528	-
2000	4.3L	V6 Cyl	4 DR, 4WD, CA Emissions; Undercar	50376	-
2000	4.3L	V6 Cyl	4 DR, AWD, Automatic, Federal Emissions; Undercar	50528	-
2000	4.3L	V6 Cyl	4 DR, RWD, Federal Emissions; Undercar	50532	-
1999-98	4.3L	V6 Cyl	CA Emissions; Undercar Front	50361	-
1999-98	4.3L	V6 Cyl	CA Emissions; Undercar Rear	-	82466
1999-96	4.3L	V6 Cyl	W VIN, Undercar	50233	83166
1995	4.3L	V6 Cyl	W VIN, Undercar	50232	70318
1994-92	4.3L	V6 Cyl	W VIN, Undercar	50259	70318
1994-92	4.3L	V6 Cyl	Z VIN, Undercar	50165	70318
1991-87	5.7L	V8 Cyl	Undercar; 3" Exhaust System	50009	-
1991-87	5.7L	V8 Cyl	Undercar; 3" System	-	70531
1989-83	5.7L	V8 Cyl	Undercar; 2 1/2" System	50010	70318
1987-77	5.0L	V8 Cyl	Undercar	50010	70318
1986-75	5.7L	V8 Cyl	Undercar	50010	70318
1982-75	4.1L	L6 Cyl	Undercar	50010	70318

**K15**

1978-77	5.0L	V8 Cyl	4WD, Undercar	50010	70318
1978-75	4.1L	L6 Cyl	4WD, Undercar	50010	70318
1978-75	5.7L	V8 Cyl	4WD, Undercar	50010	70318
1976	7.4L	V8 Cyl	4WD, Undercar	50010	70318

**K15 SUBURBAN**

1978-77	5.0L	V8 Cyl	4WD, Undercar	50010	70318
1978-75	4.1L	L6 Cyl	4WD, Undercar	50010	70318
1978-75	5.7L	V8 Cyl	4WD, Undercar	50010	70318

**K25**

1978	4.1L	L6 Cyl	4WD, Undercar	50010	70318
1976-75	4.1L	L6 Cyl	4WD, Undercar	50010	70318

**K1500**

1999-96	5.7L	V8 Cyl	4WD, Front Left	-	83704
1999-96	5.7L	V8 Cyl	4WD, Front Right; Under 8500 lbs. GVW	-	83164
1999-96	5.7L	V8 Cyl	4WD, Undercar; Dual Converter Y-Pipe; Under 8500 lbs. GVW	50239	-
1999-96	5.7L	V8 Cyl	4WD, Undercar; Under 8500 lbs. GVW	-	83164
1999-96	5.7L	V8 Cyl	4WD, Undercar; Y-Pipe; Under 8500 lbs. GVW	50239	-
1998-96	4.3L	V6 Cyl	4WD, Undercar; Single Converter System	50275	85287
1998-96	5.0L	V8 Cyl	4WD, Undercar; Under 8500 lbs. GVW	50275	85287
1998-96	5.7L	V8 Cyl	4WD, Undercar; Single Converter System; Under 8500 lbs. GVW	50275	85287
1995-94	4.3L	V6 Cyl	4WD, Undercar	50238	70531
1995-94	5.0L	V8 Cyl	4WD, Undercar	-	70531
1995-94	5.0L	V8 Cyl	4WD, Undercar; Y-Pipe	50238	-

APPLICATIONS

Year

Liters

Cyl

Comments

Direct Fit #

Universal #

## GMC (Con't)

### K1500 (Cont'd)

1995-94	5.7L	V8 Cyl	4WD, Undercar	-	70531
1995-94	5.7L	V8 Cyl	4WD, Undercar; Y-Pipe	50238	-
1995-88	5.0L	V8 Cyl	4WD, Undercar Front; 3" Dual Converter System	50009	70531
1995-88	5.0L	V8 Cyl	4WD, Undercar Rear; 3" Dual Converter System	50175	70330
1995-88	5.7L	V8 Cyl	4WD, Undercar; Single Converter System	50298	70857
1995-88	5.7L	V8 Cyl	4WD, Undercar Front; Dual Converter System; 3" ID Front Unit; Under 8500 lbs. GVW	50009	70531
1995-88	5.7L	V8 Cyl	4WD, Undercar Rear; Dual Converter System; 3" ID Rear Unit; Under 8500 lbs. GVW	50175	70330
1993-88	4.3L	V6 Cyl	4WD, Undercar	-	70330
1993-88	4.3L	V6 Cyl	4WD, Undercar; Converter w/o Y-Pipe	50244	-
1992-88	5.0L	V8 Cyl	4WD, Undercar; Single Converter System	50244	70330
1989	4.3L	V6 Cyl	4WD, Undercar Front; 3" Dual Converter System	50009	70531
1986-85	4.3L	V6 Cyl	4WD, Undercar	50010	70318
1986-81	5.0L	V8 Cyl	4WD, Undercar	50010	70318
1986-79	5.7L	V8 Cyl	4WD, Undercar	50010	70318
1984-79	4.1L	L6 Cyl	4WD, Undercar	50010	70318
1980-79	7.4L	V8 Cyl	4WD, Undercar	50010	70318
1979	5.0L	V8 Cyl	4WD, Undercar	50010	70318

### K1500 SUBURBAN

1999-97	5.7L	V8 Cyl	4WD, Undercar; Under 8500 lbs. GVW	-	83164
1999-96	5.7L	V8 Cyl	4WD, Undercar; Y-Pipe; Under 8500 lbs. GVW	50239	-
1999	5.7L	V8 Cyl	4WD, Front Left	-	83704
1999	5.7L	V8 Cyl	4WD, Front Right; Under 8500 lbs. GVW	-	83164
1999	5.7L	V8 Cyl	4WD, Undercar; Dual Converter Y-Pipe; Under 8500 lbs. GVW	50239	-
1998	5.7L	V8 Cyl	4WD, Undercar; Single Converter System; Under 8500 lbs. GVW	50275	85287
1997-96	5.7L	V8 Cyl	4WD, Front Left	-	83704
1997-96	5.7L	V8 Cyl	4WD, Front Right; Under 8500 lbs. GVW	-	83164
1997-96	5.7L	V8 Cyl	4WD, Undercar; Dual Converter Y-Pipe; Under 8500 lbs. GVW	50239	-
1997-96	5.7L	V8 Cyl	4WD, Undercar; Single Converter System; Under 8500 lbs. GVW	50275	83176 85287
1996	5.7L	V8 Cyl	4WD, Undercar; Under 8500 lbs. GVW	50239	83164
1995-94	5.7L	V8 Cyl	4WD, Undercar	-	70531
1995-94	5.7L	V8 Cyl	4WD, Undercar; Y-Pipe	50238	-
1995-92	5.7L	V8 Cyl	4WD, Undercar; Single Converter System	50298	70857
1986-79	5.7L	V8 Cyl	4WD, Undercar	50010	70318
1985-82	5.0L	V8 Cyl	4WD, Undercar	50010	70318
1980-79	4.1L	L6 Cyl	4WD, Undercar	50010	70318
1979	5.0L	V8 Cyl	4WD, Undercar	50010	70318

### K2500

2000-98	7.4L	V8 Cyl	4WD, Undercar Front	-	99517
2000-96	5.7L	V8 Cyl	4WD, Undercar; Under 8500 lbs. GVW	50239	83164
2000-96	7.4L	V8 Cyl	4WD, Undercar Front; 15000 lbs. GVW	50454	-
2000-96	7.4L	V8 Cyl	155.5 WB, 4WD, Undercar Rear; 8600-10000 lbs. GVW	50343	-

Year

Liters

Cyl

Comments

Direct Fit #

Universal #

**GMC (Con't)**

**K2500 (Cont'd)**

2000-96	7.4L	V8 Cyl	155.5 WB, 4WD, Undercar Rear; Over 8500 lbs. GVW	-	83166
1999-96	5.7L	V8 Cyl	4WD, Undercar Front; Over 8500 lbs. GVW	50296	85285
1999-96	5.7L	V8 Cyl	155.5 WB, 4WD, Undercar Rear; 8600-10000 lbs. GVW	50343	-
1999-96	5.7L	V8 Cyl	155.5 WB, 4WD, Undercar Rear; Over 8500 lbs. GVW	-	89516
1999	5.7L	V8 Cyl	4WD, Front Left	-	83704
1999	5.7L	V8 Cyl	4WD, Front Right; Under 8500 lbs. GVW	-	83164
1999	5.7L	V8 Cyl	4WD, Undercar; Dual Converter Y-Pipe; Under 8500 lbs. GVW	50239	-
1998-96	5.7L	V8 Cyl	4WD, Undercar; Single Converter System; Under 8500 lbs. GVW	50275	83176
1998	5.0L	V8 Cyl	4WD, Undercar; Under 8500 lbs. GVW	50275	70531
1995-94	4.3L	V6 Cyl	4WD, Undercar	50238	70531
1995-94	5.0L	V8 Cyl	4WD, Undercar	-	70531
1995-94	5.0L	V8 Cyl	4WD, Undercar; Y-Pipe	50238	-
1995-94	5.7L	V8 Cyl	4WD, Undercar	-	70531
1995-94	5.7L	V8 Cyl	4WD, Undercar; Y-Pipe	50238	-
1995-91	7.4L	V8 Cyl	4WD, Undercar; Over 8500 lbs. GVW	50298	70957
1995-88	5.0L	V8 Cyl	4WD, Undercar Front; 3" System	50009	70531
1995-88	5.0L	V8 Cyl	4WD, Undercar Rear; 3" System	50175	70330
1995-88	5.7L	V8 Cyl	4WD, Undercar; Over 8500 lbs. GVW	50298	70857
1995-88	5.7L	V8 Cyl	4WD, Undercar Front; 3" System; Under 8500 lbs. GVW	50009	70531
1995-88	5.7L	V8 Cyl	4WD, Undercar Rear; 3" System; Under 8500 lbs. GVW	50175	70330
1993-88	4.3L	V6 Cyl	4WD, Undercar	50244	70330
1992	5.0L	V8 Cyl	4WD, Undercar; Over 8500 lbs. GVW	50298	-
1990-88	5.0L	V8 Cyl	4WD, Undercar; Over 8500 lbs. GVW	50298	-
1990	4.3L	V6 Cyl	4WD, Undercar; Over 8500 lbs. GVW	50298	-
1989	6.2L	V8 Cyl	4WD, Undercar	50244	70330
1986-83	5.7L	V8 Cyl	4WD, Undercar	50010	70318
1985	4.3L	V6 Cyl	4WD, Undercar	50010	70318
1980	4.1L	L6 Cyl	4WD, Undercar	50010	70318

**K2500 SUBURBAN**

1999-96	5.7L	V8 Cyl	4WD, Undercar; Under 8500 lbs. GVW	50239	83164
1999-96	5.7L	V8 Cyl	4WD, Undercar Front; Over 8500 lbs. GVW	50296	85285
1999	5.7L	V8 Cyl	4WD, Front Left	-	83704
1999	5.7L	V8 Cyl	4WD, Front Right; Under 8500 lbs. GVW	-	83164
1999	5.7L	V8 Cyl	4WD, Undercar; Dual Converter Y-Pipe; Under 8500 lbs. GVW	50239	-
1995-94	5.7L	V8 Cyl	4WD, Undercar	-	70531
1995-94	5.7L	V8 Cyl	4WD, Undercar; Over 8500 lbs. GVW	50298	70857
1995-94	5.7L	V8 Cyl	4WD, Undercar; Y-Pipe	50238	-
1995-92	7.4L	V8 Cyl	4WD, Undercar; Over 8500 lbs. GVW	50298	70957
1986-83	5.7L	V8 Cyl	4WD, Undercar	50010	70318

**K3500**

2000-99	7.4L	V8 Cyl	141.5 WB, 4WD, Undercar Rear; 8600-10000 lbs. GVW	50368	-
2000-99	7.4L	V8 Cyl	141.5 WB, 4WD, Undercar Rear; Over 8500 lbs. GVW	-	83166

APPLICATIONS

Year

Liters

Cyl

Comments

Direct Fit #

Universal #

## GMC (Con't)

### K3500 (Cont'd)

2000-96	7.4L	V8 Cyl	4WD, Undercar Front; 15000 lbs. GVW	50454	-
2000-96	7.4L	V8 Cyl	131.5 WB, 4WD, Undercar Rear; 8600-10000 lbs. GVW	50367	-
2000-96	7.4L	V8 Cyl	131.5 WB, 4WD, Undercar Rear; Over 8500 lbs. GVW	-	83166
2000-96	7.4L	V8 Cyl	155.5 WB, 4WD, Undercar Rear; 8600-10000 lbs. GVW	50343	-
2000-96	7.4L	V8 Cyl	155.5 WB, 4WD, Undercar Rear; Over 8500 lbs. GVW	-	83166
2000-96	7.4L	V8 Cyl	159.5 WB, 4WD, Undercar Rear; 15000 lbs. GVW	50455	-
1999-96	5.7L	V8 Cyl	131.5 WB, 4WD, Undercar Rear; 8600-10000 lbs. GVW	50367	-
1999-96	5.7L	V8 Cyl	131.5 WB, 4WD, Undercar Rear; Over 8500 lbs. GVW	-	89517
1999-96	5.7L	V8 Cyl	155.5 WB, 4WD, Undercar Rear; 8600-10000 lbs. GVW	50343	-
1999-96	5.7L	V8 Cyl	155.5 WB, 4WD, Undercar Rear; Over 8500 lbs. GVW	-	89516
1999	5.7L	V8 Cyl	141.5 WB, 4WD, Undercar Rear; 8600-10000 lbs. GVW	50368	-
1999	5.7L	V8 Cyl	141.5 WB, 4WD, Undercar Rear; Over 8500 lbs. GVW	-	83166
1997-95	5.7L	V8 Cyl	4WD, Undercar; Over 8500 lbs. GVW	50298	89517
1997-95	7.4L	V8 Cyl	4WD, Undercar; Over 8500 lbs. GVW	50298	89517
1995-94	5.7L	V8 Cyl	4WD, Undercar; Under 8500 lbs. GVW	50009	70531
1995-93	7.4L	V8 Cyl	4WD, Undercar; Under 8500 lbs. GVW	50009	70531

### R1500

1987	4.3L	V6 Cyl	RWD, Undercar	50010	70318
1987	5.0L	V8 Cyl	RWD, Undercar	50244	70330
1987	5.7L	V8 Cyl	RWD, Undercar; Over 8500 lbs. GVW	50298	-
1987	5.7L	V8 Cyl	RWD, Undercar; Under 8500 lbs. GVW	50009	70531

### R1500 SUBURBAN

1991-89	5.7L	V8 Cyl	RWD, Undercar; Under 8500 lbs. GVW	50009	70531
1991-87	5.7L	V8 Cyl	RWD, Undercar; Over 8500 lbs. GVW	50298	-
1987	5.0L	V8 Cyl	RWD, Undercar	50244	70330
1987	5.7L	V8 Cyl	RWD, Undercar; Under 8500 lbs. GVW	50009	70531

### R2500

1989-87	5.7L	V8 Cyl	RWD, Undercar; Over 8500 lbs. GVW	50298	-
1989-87	5.7L	V8 Cyl	RWD, Undercar; Under 8500 lbs. GVW	50009	70531
1989-87	7.4L	V8 Cyl	RWD, Undercar	50298	70957
1987	4.3L	V6 Cyl	RWD, Undercar	50010	70318
1987	5.0L	V8 Cyl	RWD, Undercar	50244	70330

### R2500 SUBURBAN

1991-87	5.7L	V8 Cyl	RWD, Undercar; Over 8500 lbs. GVW	50298	-
1991-87	5.7L	V8 Cyl	RWD, Undercar; Under 8500 lbs. GVW	50009	70531
1989-87	7.4L	V8 Cyl	RWD, Undercar	50298	70957

### R3500

1991-87	5.7L	V8 Cyl	RWD, Undercar; Over 8500 lbs. GVW	50298	-
1989-87	7.4L	V8 Cyl	RWD, Undercar	50298	70957

### S15

1990-88	2.8L	V6 Cyl	Undercar	-	70318
---------	------	--------	----------	---	-------

Year

Liters

Cyl

Comments

Direct Fit #

Universal #

**GMC (Con't)**

**S15 (Cont'd)**

1990-88	2.8L	V6 Cyl	Undercar; 21" OAL	50165	-
1990-88	4.3L	V6 Cyl	Undercar	-	70318
1990-88	4.3L	V6 Cyl	Undercar; 21" OAL	50165	-
1988-85	2.5L	L4 Cyl	Undercar	50020	70317
1987-82	2.8L	V6 Cyl	Undercar	50020	70317
1985-82	1.9L	L4 Cyl	Undercar	50020	70317
1984-83	2.0L	L4 Cyl	Undercar	50020	70317

**S15 JIMMY**

1991-88	4.3L	V6 Cyl	Undercar	50165	70318
1989-88	2.8L	V6 Cyl	Undercar	50165	70318
1988-85	2.5L	L4 Cyl	Undercar	50020	70317
1987-83	2.8L	V6 Cyl	Undercar	50020	70317
1984-83	1.9L	L4 Cyl	Undercar	50020	70317
1984-83	2.0L	L4 Cyl	Undercar	50020	70317

**SAFARI**

2005-00	4.3L	V6 Cyl	Undercar	50294	-
2005-00	4.3L	V6 Cyl	Undercar Front	-	82724
2005-00	4.3L	V6 Cyl	Undercar Rear	-	70531
1999-96	4.3L	V6 Cyl	Undercar	50293	83167
1995-94	4.3L	V6 Cyl	AWD, Undercar	50269	70531
1995-94	4.3L	V6 Cyl	RWD, Undercar	50241	70531
1993-92	4.3L	V6 Cyl	W VIN, Undercar	50009	-
1993-92	4.3L	V6 Cyl	W VIN, Undercar; High Output Engine	-	70531
1992	4.3L	V6 Cyl	Undercar	50244	70637
1991-90	4.3L	V6 Cyl	B VIN, Undercar	50009	70531
1991-86	4.3L	V6 Cyl	Z VIN, Undercar	50010	70318
1990-87	2.5L	L4 Cyl	Undercar	50155	70421
1985	2.5L	L4 Cyl	Undercar	50155	70421

**SAVANA 1500**

2014-09	5.3L	V8 Cyl	Front Left	-	70855
2014-09	5.3L	V8 Cyl	Front Right	-	70855
2014-09	5.3L	V8 Cyl	Undercar	50502	71279
2014	4.3L	V6 Cyl	Front Left	-	70855
2014	4.3L	V6 Cyl	Front Right	-	70855
2014	4.3L	V6 Cyl	Undercar	50502	71279
2012-09	4.3L	V6 Cyl	Front Left	-	70855
2012-09	4.3L	V6 Cyl	Front Right	-	70855
2012-09	4.3L	V6 Cyl	Undercar	50502	71279
2008-03	4.3L	V6 Cyl	Undercar	50379	83166
2008-03	5.3L	V8 Cyl	Undercar	50379	83166
2002-01	5.7L	V8 Cyl	Undercar Left; Over 8500 lbs. GVW	50416	70857
2002-01	5.7L	V8 Cyl	Undercar Right; Over 8500 lbs. GVW	50417	70857

APPLICATIONS



Year

Liters

Cyl

Comments

Direct Fit #

Universal #

## GMC (Con't)

### SAVANA 1500 (Cont'd)

2002-00	4.3L	V6 Cyl	Undercar	50350	85346
2002-00	5.0L	V8 Cyl	CA Emissions; Undercar	50350	85346
2002-00	5.0L	V8 Cyl	Undercar	50350	85346
2002	5.7L	V8 Cyl	Undercar; Under 8500 lbs. GVW	50536	-
2000-96	5.7L	V8 Cyl	Undercar Left; Over 8500 lbs. GVW	50347	89516
2000-96	5.7L	V8 Cyl	Undercar Right; Over 8500 lbs. GVW	50348	89516
2000	5.7L	V8 Cyl	Undercar; Under 8500 lbs. GVW	50369	82565 82725
1999-96	4.3L	V6 Cyl	Undercar	-	85356
1999-96	4.3L	V6 Cyl	Undercar; Over 8500 lbs. GVW	50337	89517
1999-96	4.3L	V6 Cyl	Undercar; Under 8500 lbs. GVW	50253	85356
1999-96	4.3L	V6 Cyl	Undercar; Y-Pipe	50253	-
1999-96	5.0L	V8 Cyl	Federal Emissions; Undercar	50253	85356
1999-96	5.0L	V8 Cyl	Undercar	50253	85356
1999-96	5.7L	V8 Cyl	135.0 WB, Undercar Left; Under 8500 lbs. GVW	50319	83164
1999-96	5.7L	V8 Cyl	135.0 WB, Undercar Right; Under 8500 lbs. GVW	50318	83167

### SAVANA 2500

2013-08	4.8L	V8 Cyl	Undercar Left; Cutaway & Stripped Chassis Only	50439	-
2013-08	6.0L	V8 Cyl	Undercar Left; Cutaway & Stripped Chassis Only	50439	-
2013-03	4.8L	V8 Cyl	Undercar Right; 63" OAL; Cutaway & Stripped Chassis Only	50400	-
2013-03	4.8L	V8 Cyl	Undercar Right; 69" OAL; Cutaway & Stripped Chassis Only	50425	-
2013-03	6.0L	V8 Cyl	Undercar Right; 63" OAL; Cutaway & Stripped Chassis Only	50400	-
2013-03	6.0L	V8 Cyl	Undercar Right; 69" OAL; Cutaway & Stripped Chassis Only	50425	-
2011-10	4.8L	V8 Cyl	Front Left	-	70855
2011-10	4.8L	V8 Cyl	Front Right	-	70855
2011-10	4.8L	V8 Cyl	Undercar	-	71279
2011-10	4.8L	V8 Cyl	Undercar; Y-Pipe Unit; exc. Cutaway & Stripped Chassis	50502	-
2011-10	6.0L	V8 Cyl	Front Left	-	70855
2011-10	6.0L	V8 Cyl	Front Right	-	70855
2011-10	6.0L	V8 Cyl	Undercar	-	71279
2011-10	6.0L	V8 Cyl	Undercar; Y-Pipe Unit; exc. Cutaway & Stripped Chassis	50502	-
2010-07	4.8L	V8 Cyl	CA Emissions; Undercar Left	50466	-
2010-06	4.8L	V8 Cyl	Extended Cargo Van, CA Emissions; Undercar Left	50466	-
2010-06	4.8L	V8 Cyl	Extended Cargo Van, CA Emissions; Undercar Right; exc. Cutaway & Stripped Chassis	50467	-
2010-06	4.8L	V8 Cyl	Standard Cargo Van, CA Emissions; Undercar Left	50466	-
2010-06	4.8L	V8 Cyl	Standard Cargo Van, CA Emissions; Undercar Right; exc. Cutaway & Stripped Chassis	50467	-
2010-06	6.0L	V8 Cyl	Extended Cargo Van, CA Emissions; Undercar Left	50466	-
2010-06	6.0L	V8 Cyl	Extended Cargo Van, CA Emissions; Undercar Right; exc. Cutaway & Stripped Chassis	50467	-
2010-06	6.0L	V8 Cyl	Standard Cargo Van, CA Emissions; Undercar Left	50466	-
2010-06	6.0L	V8 Cyl	Standard Cargo Van, CA Emissions; Undercar Right; exc. Cutaway & Stripped Chassis	50467	-
2010-06	6.0L	V8 Cyl	Standard Passenger Van, CA Emissions; Undercar Left	50466	-

Year

Liters

Cyl

Comments

Direct Fit #

Universal #

**GMC (Con't)**

**SAVANA 2500 (Cont'd)**

2010-06	6.0L	V8 Cyl	Standard Passenger Van, CA Emissions; Undercar Right; exc. Cutaway & Stripped Chassis	50467	-
2007-03	4.8L	V8 Cyl	Undercar Left; Cutaway & Stripped Chassis Only	50399	-
2007-03	4.8L	V8 Cyl	Undercar Rear	-	70857
2007-03	6.0L	V8 Cyl	Undercar Left; Cutaway & Stripped Chassis Only	50399	-
2007-03	6.0L	V8 Cyl	Undercar Rear	-	70857
2006	4.8L	V8 Cyl	Standard Passenger Van, CA Emissions; Undercar Left	50466	-
2006	4.8L	V8 Cyl	Standard Passenger Van, CA Emissions; Undercar Right; exc. Cutaway & Stripped Chassis	50467	-
2005-03	4.3L	V6 Cyl	Undercar	50379	83166
2005-03	4.8L	V8 Cyl	Extended Cargo Van, CA Emissions; Undercar Front	-	70957
2005-03	4.8L	V8 Cyl	Extended Cargo Van, CA Emissions; Undercar Front; exc. Cutaway & Stripped Chassis	-	70957
2005-03	4.8L	V8 Cyl	Extended Cargo Van, CA Emissions; Undercar Left	50420	-
2005-03	4.8L	V8 Cyl	Extended Cargo Van, CA Emissions; Undercar Right; exc. Cutaway & Stripped Chassis	50421	-
2005-03	4.8L	V8 Cyl	Extended Passenger Van, CA Emissions; Undercar Front	-	70957
2005-03	4.8L	V8 Cyl	Extended Passenger Van, CA Emissions; Undercar Front; exc. Cutaway & Stripped Chassis	-	70957
2005-03	4.8L	V8 Cyl	Extended Passenger Van, CA Emissions; Undercar Left	50420	-
2005-03	4.8L	V8 Cyl	Extended Passenger Van, CA Emissions; Undercar Right; exc. Cutaway & Stripped Chassis	50421	-
2005-03	4.8L	V8 Cyl	Standard Cargo Van, CA Emissions; Undercar Front	-	70957
2005-03	4.8L	V8 Cyl	Standard Cargo Van, CA Emissions; Undercar Front; exc. Cutaway & Stripped Chassis	-	70957
2005-03	4.8L	V8 Cyl	Standard Cargo Van, CA Emissions; Undercar Left	50420	-
2005-03	4.8L	V8 Cyl	Standard Cargo Van, CA Emissions; Undercar Right; exc. Cutaway & Stripped Chassis	50421	-
2005-03	4.8L	V8 Cyl	Standard Passenger Van, CA Emissions; Undercar Front	-	70957
2005-03	4.8L	V8 Cyl	Standard Passenger Van, CA Emissions; Undercar Front; exc. Cutaway & Stripped Chassis	-	70957
2005-03	4.8L	V8 Cyl	Standard Passenger Van, CA Emissions; Undercar Left	50420	-
2005-03	4.8L	V8 Cyl	Standard Passenger Van, CA Emissions; Undercar Right; exc. Cutaway & Stripped Chassis	50421	-
2005-03	5.3L	V8 Cyl	Undercar	50379	83166
2005-03	6.0L	V8 Cyl	Extended Cargo Van, CA Emissions; Undercar Front	-	70957
2005-03	6.0L	V8 Cyl	Extended Cargo Van, CA Emissions; Undercar Front; exc. Cutaway & Stripped Chassis	-	70957
2005-03	6.0L	V8 Cyl	Extended Cargo Van, CA Emissions; Undercar Left	50420	-
2005-03	6.0L	V8 Cyl	Extended Cargo Van, CA Emissions; Undercar Right; exc. Cutaway & Stripped Chassis	50421	-
2005-03	6.0L	V8 Cyl	Extended Passenger Van, CA Emissions; Undercar Front	-	70957
2005-03	6.0L	V8 Cyl	Extended Passenger Van, CA Emissions; Undercar Front; exc. Cutaway & Stripped Chassis	-	70957
2005-03	6.0L	V8 Cyl	Extended Passenger Van, CA Emissions; Undercar Left	50420	-
2005-03	6.0L	V8 Cyl	Extended Passenger Van, CA Emissions; Undercar Right; exc. Cutaway & Stripped Chassis	50421	-
2005-03	6.0L	V8 Cyl	Standard Cargo Van, CA Emissions; Undercar Front	-	70957
2005-03	6.0L	V8 Cyl	Standard Cargo Van, CA Emissions; Undercar Front; exc. Cutaway & Stripped Chassis	-	70957
2005-03	6.0L	V8 Cyl	Standard Cargo Van, CA Emissions; Undercar Left	50420	-

**APPLICATIONS**

Year

Liters

Cyl

Comments

Direct Fit #

Universal #

## GMC (Con't)

### SAVANA 2500 (Cont'd)

2005-03	6.0L	V8 Cyl	Standard Cargo Van, CA Emissions; Undercar Right; exc. Cutaway & Stripped Chassis	50421	-
2005-03	6.0L	V8 Cyl	Standard Passenger Van, CA Emissions; Undercar Front	-	70957
2005-03	6.0L	V8 Cyl	Standard Passenger Van, CA Emissions; Undercar Front; exc. Cutaway & Stripped Chassis	-	70957
2005-03	6.0L	V8 Cyl	Standard Passenger Van, CA Emissions; Undercar Left	50420	-
2005-03	6.0L	V8 Cyl	Standard Passenger Van, CA Emissions; Undercar Right; exc. Cutaway & Stripped Chassis	50421	-
2002-01	5.7L	V8 Cyl	Undercar; Under 8500 lbs. GVW	50369	82725
2002-01	5.7L	V8 Cyl	Undercar Left; Over 8500 lbs. GVW	50416	70857
2002-01	5.7L	V8 Cyl	Undercar Right; Over 8500 lbs. GVW	50417	70857
2002-00	4.3L	V6 Cyl	Undercar	50350	85346
2002-00	5.0L	V8 Cyl	Undercar	50350	85346
2002-96	5.0L	V8 Cyl	CA Emissions; Undercar	50350	85346
2002-96	5.0L	V8 Cyl	Federal Emissions; Undercar	50253	85356
2002-96	6.5L	V8 Cyl	Turbocharged, DIESEL, Undercar	50401	-
2000-96	5.7L	V8 Cyl	Undercar Left; Over 8500 lbs. GVW	50347	89516
2000-96	5.7L	V8 Cyl	Undercar Right; Over 8500 lbs. GVW	50348	89516
2000	5.7L	V8 Cyl	Undercar; Under 8500 lbs. GVW	50369	82565 82725
1999-96	4.3L	V6 Cyl	Undercar; Over 8500 lbs. GVW	50337	89517
1999-96	4.3L	V6 Cyl	Undercar; Under 8500 lbs. GVW	50253	85356
1999-96	5.0L	V8 Cyl	Undercar	50253	85356
1999-96	5.7L	V8 Cyl	135.0 WB, Undercar Left; Under 8500 lbs. GVW	50319	83164
1999-96	5.7L	V8 Cyl	135.0 WB, Undercar Right; Under 8500 lbs. GVW	50318	83167

### SAVANA 3500

2013-08	4.8L	V8 Cyl	Undercar Left; Cutaway & Stripped Chassis Only	50439	-
2013-08	6.0L	V8 Cyl	Undercar Left; Cutaway & Stripped Chassis Only	50439	-
2013-04	4.8L	V8 Cyl	Cutaway Van, Undercar Right; 63" OAL; Cutaway & Stripped Chassis Only	50400	-
2013-04	4.8L	V8 Cyl	Cutaway Van, Undercar Right; 69" OAL; Cutaway & Stripped Chassis Only	50425	-
2013-03	6.0L	V8 Cyl	Cutaway Van, Undercar Right; 63" OAL; Cutaway & Stripped Chassis Only	50400	-
2013-03	6.0L	V8 Cyl	Cutaway Van, Undercar Right; 69" OAL; Cutaway & Stripped Chassis Only	50425	-
2011-10	4.8L	V8 Cyl	Front Left	-	70855
2011-10	4.8L	V8 Cyl	Front Right	-	70855
2011-10	4.8L	V8 Cyl	Undercar	-	71279
2011-10	4.8L	V8 Cyl	Undercar; Y-Pipe Unit; exc. Cutaway & Stripped Chassis	50502	-
2011-10	6.0L	V8 Cyl	Front Left	-	70855
2011-10	6.0L	V8 Cyl	Front Right	-	70855
2011-10	6.0L	V8 Cyl	Undercar	-	71279
2011-10	6.0L	V8 Cyl	Undercar; Y-Pipe Unit; exc. Cutaway & Stripped Chassis	50502	-
2010-08	6.6L	V8 Cyl	6 VIN, 139.0 WB, Cutaway Van, Diesel Particulate Filter; OE# 25784982; Federal Emissions.	649006	-
2010-06	4.8L	V8 Cyl	CA Emissions; Undercar Left	50466	-
2010-06	4.8L	V8 Cyl	Extended Cargo Van, CA Emissions; Undercar Left	50466	-

Year

Liters

Cyl

Comments

Direct Fit #

Universal #

**GMC (Con't)**

**SAVANA 3500 (Cont'd)**

2010-06	4.8L	V8 Cyl	Extended Cargo Van, CA Emissions; Undercar Right; exc. Cutaway & Stripped Chassis	50467	-
2010-06	4.8L	V8 Cyl	Standard Cargo Van, CA Emissions; Undercar Left	50466	-
2010-06	4.8L	V8 Cyl	Standard Cargo Van, CA Emissions; Undercar Right; exc. Cutaway & Stripped Chassis	50467	-
2010-06	6.0L	V8 Cyl	Extended Cargo Van, CA Emissions; Undercar Left	50466	-
2010-06	6.0L	V8 Cyl	Extended Cargo Van, CA Emissions; Undercar Right; exc. Cutaway & Stripped Chassis	50467	-
2010-06	6.0L	V8 Cyl	Extended Passenger Van, CA Emissions; Undercar Left	50466	-
2010-06	6.0L	V8 Cyl	Extended Passenger Van, CA Emissions; Undercar Right; exc. Cutaway & Stripped Chassis	50467	-
2010-06	6.0L	V8 Cyl	Standard Cargo Van, CA Emissions; Undercar Left	50466	-
2010-06	6.0L	V8 Cyl	Standard Cargo Van, CA Emissions; Undercar Right; exc. Cutaway & Stripped Chassis	50467	-
2010-06	6.0L	V8 Cyl	Standard Passenger Van, CA Emissions; Undercar Left	50466	-
2010-06	6.0L	V8 Cyl	Standard Passenger Van, CA Emissions; Undercar Right; exc. Cutaway & Stripped Chassis	50467	-
2007-04	4.8L	V8 Cyl	Cutaway Van, Undercar Left	-	70957
2007-04	4.8L	V8 Cyl	Cutaway Van, Undercar Left; Cutaway & Stripped Chassis Only	50399	-
2007-04	4.8L	V8 Cyl	Cutaway Van, Undercar Right	-	70857 70957
2007-03	6.0L	V8 Cyl	Cutaway Van, Undercar Left	-	89517
2007-03	6.0L	V8 Cyl	Cutaway Van, Undercar Left; Cutaway & Stripped Chassis Only	50399	-
2007-03	6.0L	V8 Cyl	Cutaway Van, Undercar Right	-	70857 89517
2007-03	6.0L	V8 Cyl	Undercar Rear	-	70857
2005-04	4.8L	V8 Cyl	Extended Cargo Van, CA Emissions; Undercar Left	50420	70957
2005-04	4.8L	V8 Cyl	Extended Cargo Van, CA Emissions; Undercar Right; exc. Cutaway & Stripped Chassis	50421	70957
2005-04	4.8L	V8 Cyl	Extended Passenger Van, CA Emissions; Undercar Left	50420	70957
2005-04	4.8L	V8 Cyl	Extended Passenger Van, CA Emissions; Undercar Right; exc. Cutaway & Stripped Chassis	50421	70957
2005-04	4.8L	V8 Cyl	Standard Cargo Van, CA Emissions; Undercar Left	50420	70957
2005-04	4.8L	V8 Cyl	Standard Cargo Van, CA Emissions; Undercar Right; exc. Cutaway & Stripped Chassis	50421	70957
2005-04	4.8L	V8 Cyl	Standard Passenger Van, CA Emissions; Undercar Left	50420	70957
2005-04	4.8L	V8 Cyl	Standard Passenger Van, CA Emissions; Undercar Right; exc. Cutaway & Stripped Chassis	50421	70957
2005-03	6.0L	V8 Cyl	Extended Cargo Van, CA Emissions; Undercar Front; exc. Cutaway & Stripped Chassis	-	70957
2005-03	6.0L	V8 Cyl	Extended Cargo Van, CA Emissions; Undercar Left	50420	-
2005-03	6.0L	V8 Cyl	Extended Cargo Van, CA Emissions; Undercar Right; exc. Cutaway & Stripped Chassis	50421	-
2005-03	6.0L	V8 Cyl	Extended Passenger Van, CA Emissions; Undercar Front; exc. Cutaway & Stripped Chassis	-	70957
2005-03	6.0L	V8 Cyl	Extended Passenger Van, CA Emissions; Undercar Left	50420	-
2005-03	6.0L	V8 Cyl	Extended Passenger Van, CA Emissions; Undercar Right; exc. Cutaway & Stripped Chassis	50421	-
2005-03	6.0L	V8 Cyl	Standard Cargo Van, CA Emissions; Undercar Front; exc. Cutaway & Stripped Chassis	-	70957
2005-03	6.0L	V8 Cyl	Standard Cargo Van, CA Emissions; Undercar Left	50420	-

**APPLICATIONS**

Year

Liters

Cyl

Comments

Direct Fit #

Universal #

## GMC (Con't)

### SAVANA 3500 (Cont'd)

2005-03	6.0L	V8 Cyl	Standard Cargo Van, CA Emissions; Undercar Right; exc. Cutaway & Stripped Chassis	50421	-
2005-03	6.0L	V8 Cyl	Standard Passenger Van, CA Emissions; Undercar Front; exc. Cutaway & Stripped Chassis	-	70957
2005-03	6.0L	V8 Cyl	Standard Passenger Van, CA Emissions; Undercar Left	50420	-
2005-03	6.0L	V8 Cyl	Standard Passenger Van, CA Emissions; Undercar Right; exc. Cutaway & Stripped Chassis	50421	-
2002-01	5.7L	V8 Cyl	Undercar Left; Over 8500 lbs. GVW	50416	70857
2002-01	5.7L	V8 Cyl	Undercar Right; Over 8500 lbs. GVW	50417	70857
2002-00	5.7L	V8 Cyl	Undercar; Under 8500 lbs. GVW	50369	82725
2002-96	6.5L	V8 Cyl	Turbocharged, DIESEL, Undercar	50401	-
2000-99	5.7L	V8 Cyl	Cutaway Van, Left	50461	-
2000-96	5.7L	V8 Cyl	Undercar Left; Over 8500 lbs. GVW	50347	89516
2000-96	5.7L	V8 Cyl	Undercar Right; Over 8500 lbs. GVW	50348	89516
1999-96	5.7L	V8 Cyl	135.0 WB, Undercar Left; Under 8500 lbs. GVW	50319	83164
1999-96	5.7L	V8 Cyl	135.0 WB, Undercar Right; Under 8500 lbs. GVW	50318	83167

### SIERRA 1500

2013-11	6.0L	V8 Cyl	Hybrid, CA Emissions; Undercar	50473	-
2013-09	4.3L	V6 Cyl	CA Emissions; Undercar	50473	-
2013-09	4.8L	V8 Cyl	CA Emissions; Undercar	50473	-
2013-09	5.3L	V8 Cyl	CA Emissions; Undercar	50473	-
2010-09	6.0L	V8 Cyl	CA Emissions; Undercar	50473	-
2010-09	6.0L	V8 Cyl	Hybrid, Undercar	50450	93165
2010-08	6.2L	V8 Cyl	Undercar	-	99516
2010-07	6.2L	V8 Cyl	Federal Emissions; Undercar	50453	-
2008-07	4.3L	V6 Cyl	Undercar	50450	93165
2008-07	4.8L	V8 Cyl	Undercar	50450	93165
2008-07	5.3L	V8 Cyl	Undercar	50450	93165
2008-07	6.0L	V8 Cyl	Undercar	50450	93165
2006	4.3L	V6 Cyl	SL, Undercar	50372	-
2006	4.8L	V8 Cyl	SL, Undercar	50372	-
2006	4.8L	V8 Cyl	SLE, Undercar	50372	-
2006	5.3L	V8 Cyl	Hybrid, Undercar	50372	83166
2006	5.3L	V8 Cyl	SL, Undercar	50372	-
2006	5.3L	V8 Cyl	SLE, Undercar	50372	-
2006	6.0L	V8 Cyl	Denali, Undercar Left	50370	82156
2006	6.0L	V8 Cyl	Denali, Undercar Right	50371	82156
2005-99	4.3L	V6 Cyl	Undercar	50366	83166
2005-99	4.8L	V8 Cyl	Undercar	50366	83166
2005-99	5.3L	V8 Cyl	Undercar	50366	83166

### SIERRA 1500 CLASSIC

2007	4.3L	V6 Cyl	Undercar	50372	83166
2007	4.8L	V8 Cyl	Undercar	50372	83166
2007	5.3L	V8 Cyl	Undercar	50372	83166

Year

Liters

Cyl

Comments

Direct Fit #

Universal #

**GMC (Con't)**

**SIERRA 1500 CLASSIC (Cont'd)**

2007	6.0L	V8 Cyl	Denali, Undercar Left	50370	82156
2007	6.0L	V8 Cyl	Denali, Undercar Right	50371	82156

**SIERRA 1500 HD**

2006-05	6.0L	V8 Cyl	Undercar Right	50436	70857
2003-02	6.0L	V8 Cyl	Undercar Right	50436	70857
2002	6.0L	V8 Cyl	Federal Emissions; Undercar Left	50435	70857
2001	6.0L	V8 Cyl	Undercar Left	50435	70857

**SIERRA 2500**

2004	6.0L	V8 Cyl	153.0 WB, CA Emissions; Undercar Rear	50436	70857
2002-01	6.0L	V8 Cyl	Federal Emissions; Undercar Left	50435	70857
2000-99	5.3L	V8 Cyl	Undercar	50366	83166
2000-99	6.0L	V8 Cyl	78.0 Bed Length, Undercar Right	50534	-

**SIERRA 2500 HD**

2013-11	6.0L	V8 Cyl	Crew Cab Pickup, Undercar	50486	-
2013-11	6.0L	V8 Cyl	Extended Cab Pickup, Undercar	50486	-
2013-11	6.0L	V8 Cyl	Front Left	-	70857
2013-11	6.0L	V8 Cyl	Front Right	-	70857
2013-11	6.0L	V8 Cyl	Standard Cab Pickup, Undercar	50486	-
2010	6.0L	V8 Cyl	Undercar	50500	-
2009-07	6.0L	V8 Cyl	Undercar	50500	70857
2009-07	6.6L	V8 Cyl	78.7 Bed Length, Crew Cab Pickup, Diesel Particulate Filter; OE# 15876232	649004	-
2006-03	6.0L	V8 Cyl	CA Emissions; Undercar Left	50423	70857
2006-03	6.0L	V8 Cyl	CA Emissions; Undercar Right	50424	70857
2006-03	8.1L	V8 Cyl	CA Emissions; Undercar Right	50424	70857
2006-01	6.0L	V8 Cyl	133.0 WB, Federal Emissions; Undercar Right	50529	-
2006-01	6.0L	V8 Cyl	143.5 WB, Federal Emissions; Undercar Right	50432	70857
2006-01	8.1L	V8 Cyl	133.0 WB, Federal Emissions; Undercar Right	50529	-
2006-01	8.1L	V8 Cyl	143.5 WB, Federal Emissions; Undercar Right	50432	70857
2002-01	6.0L	V8 Cyl	Federal Emissions; Undercar Left	50431	70857
2002	6.0L	V8 Cyl	Cab & Chassis, CA Emissions; Front Left	50431	70857
2002	8.1L	V8 Cyl	Cab & Chassis, CA Emissions; Front Left	50431	70857

**SIERRA 2500 HD CLASSIC**

2007	6.0L	V8 Cyl	Undercar	50500	-
2007	8.1L	V8 Cyl	Undercar	50500	-

**SIERRA 3500**

2006-03	6.0L	V8 Cyl	CA Emissions; Undercar Left	50423	70857
2006-03	6.0L	V8 Cyl	CA Emissions; Undercar Right	50424	70857
2006-03	8.1L	V8 Cyl	CA Emissions; Undercar Left	50423	70857
2006-03	8.1L	V8 Cyl	CA Emissions; Undercar Right	50424	70857

**SIERRA 3500 CLASSIC**

2007	6.0L	V8 Cyl	Undercar	50500	-
------	------	--------	----------	-------	---

APPLICATIONS

Year

Liters

Cyl

Comments

Direct Fit #

Universal #

## GMC (Con't)

### SIERRA 3500 CLASSIC (Cont'd)

2007	8.1L	V8 Cyl	Undercar	50500	-
------	------	--------	----------	-------	---

### SIERRA 3500 HD

2013-11	6.0L	V8 Cyl	Crew Cab Pickup, Undercar	50486	-
2013-11	6.0L	V8 Cyl	Extended Cab Pickup, Undercar	50486	-
2013-11	6.0L	V8 Cyl	Front Left	-	70857
2013-11	6.0L	V8 Cyl	Standard Cab Pickup, Undercar	50486	-
2010-07	6.0L	V8 Cyl	Undercar	50500	-
2009-07	6.0L	V8 Cyl	Undercar Front	-	70857

### SONOMA

2004-01	4.3L	V6 Cyl	4 DR, 4WD, CA Emissions; Undercar	50376	-
2004	4.3L	V6 Cyl	4 DR, 4WD, Undercar Front	-	82464
2003-01	4.3L	V6 Cyl	RWD, Automatic, Undercar	-	83176
2003-01	4.3L	V6 Cyl	RWD, Automatic, Undercar; Dual Converter System	50395	-
2003-01	4.3L	V6 Cyl	RWD, Automatic, Undercar; Single Converter System	50271	-
2003-01	4.3L	V6 Cyl	RWD, Automatic, Undercar Front	-	82465
2003-01	4.3L	V6 Cyl	Undercar Rear	-	83166
2003-00	4.3L	V6 Cyl	Extended Cab Pickup, 4WD, Automatic, CA Emissions; Undercar	50331	-
2003-00	4.3L	V6 Cyl	Extended Cab Pickup, 4WD, Automatic, CA Emissions; Undercar Front	-	82725
2003-00	4.3L	V6 Cyl	Standard Cab Pickup, 4WD, Automatic, CA Emissions; Undercar	50331	-
2003-00	4.3L	V6 Cyl	Standard Cab Pickup, 4WD, Automatic, CA Emissions; Undercar Front	-	82725
2003-96	2.2L	L4 Cyl	Undercar Rear	50273	99174
2000	4.3L	V6 Cyl	Extended Cab Pickup, 4WD, Federal Emissions; Undercar	50530	-
1999-98	4.3L	V6 Cyl	CA Emissions; Undercar Front	50361	-
1999-98	4.3L	V6 Cyl	RWD, Undercar	-	83166 83167
1999-98	4.3L	V6 Cyl	RWD, Undercar; 31" OAL	50334	-
1999-96	4.3L	V6 Cyl	RWD, Undercar; 21" OAL	50344	-
1999-96	4.3L	V6 Cyl	Undercar	-	85286
1999-96	4.3L	V6 Cyl	Undercar; 25" OAL	50256	-
1998-96	4.3L	V6 Cyl	4WD, Undercar	-	83166
1998-96	4.3L	V6 Cyl	4WD, Undercar; 21" OAL	50310	-
1997-96	4.3L	V6 Cyl	RWD, Undercar	-	83167
1995-94	2.2L	L4 Cyl	Undercar	50215	70317
1995	4.3L	V6 Cyl	Extended Cab Pickup, 4WD, Undercar	50308	70318
1995	4.3L	V6 Cyl	RWD, Undercar	50247	70318
1994-92	4.3L	V6 Cyl	Undercar	50259	70318
1994-91	4.3L	V6 Cyl	Undercar; 21" OAL	50165	-
1993-91	2.5L	L4 Cyl	Undercar	50020	70317
1992-91	2.8L	V6 Cyl	Undercar	-	70318
1992-91	2.8L	V6 Cyl	Undercar; 21" OAL	50165	-
1991	4.3L	V6 Cyl	Undercar	-	70318

APPLICATIONS

Year

Liters

Cyl

Comments

Direct Fit #

Universal #

**GMC (Con't)**

**TERRAIN**

2017-15	3.6L	V6 Cyl	Undercar Rear	50514	-
2017-13	3.6L	V6 Cyl	Firewall Side	50463	-
2017-13	3.6L	V6 Cyl	Radiator Side	50517	-
2015-10	2.4L	L4 Cyl	Front Precat	50507	-
2015-10	2.4L	L4 Cyl	Undercar Rear	50508	-
2014-13	3.6L	V6 Cyl	Undercar Rear	50514	70317
2014-12	2.4L	L4 Cyl	PZEV Emissions; Undercar Rear	-	70318
2012-10	3.0L	V6 Cyl	Firewall Side	50463	-
2012-10	3.0L	V6 Cyl	Undercar Rear	50514	70317
2012	3.0L	V6 Cyl	Radiator Side	50517	-
2011-10	3.0L	V6 Cyl	Radiator Side; Precat	50462	-

**V1500**

1987	4.3L	V6 Cyl	4WD, Undercar	50010	70318
1987	5.0L	V8 Cyl	4WD, Undercar	50244	70330
1987	5.7L	V8 Cyl	4WD, Undercar; Over 8500 lbs. GVW	50298	70957
1987	5.7L	V8 Cyl	4WD, Undercar; Under 8500 lbs. GVW	50009	70531

**V1500 SUBURBAN**

1991-87	5.7L	V8 Cyl	4WD, Undercar; Over 8500 lbs. GVW	50298	70957
1991-87	5.7L	V8 Cyl	4WD, Undercar; Under 8500 lbs. GVW	50009	70531

**V2500**

1987	5.7L	V8 Cyl	4WD, Undercar; Over 8500 lbs. GVW	50298	70957
1987	5.7L	V8 Cyl	4WD, Undercar; Under 8500 lbs. GVW	50009	70531

**V2500 SUBURBAN**

1991-87	5.7L	V8 Cyl	4WD, Undercar; Over 8500 lbs. GVW	50298	70957
1991-87	5.7L	V8 Cyl	4WD, Undercar; Under 8500 lbs. GVW	50009	70531

**V3500**

1991-87	5.7L	V8 Cyl	4WD, Undercar; Over 8500 lbs. GVW	50298	70957
1991-87	5.7L	V8 Cyl	4WD, Undercar; Under 8500 lbs. GVW	50009	70531
1989-87	7.4L	V8 Cyl	4WD, Undercar	50298	70957

**YUKON**

2014-09	5.3L	V8 Cyl	CA Emissions; Undercar	50473	-
2010-07	6.2L	V8 Cyl	Federal Emissions; Undercar	50453	-
2010-07	6.2L	V8 Cyl	Undercar	-	99516
2009-08	6.0L	V8 Cyl	Hybrid, Undercar	50450	93165
2009	4.8L	V8 Cyl	CA Emissions; Undercar	50473	-
2008-07	4.8L	V8 Cyl	Undercar	50450	-
2008-07	5.3L	V8 Cyl	Undercar	50450	-
2006-01	6.0L	V8 Cyl	Undercar Left	50370	82156
2006-01	6.0L	V8 Cyl	Undercar Right	50371	82156
2006	4.8L	V8 Cyl	Undercar	50366	83166
2006	5.3L	V8 Cyl	Undercar	50366	83166

APPLICATIONS



Year

Liters

Cyl

Comments

Direct Fit #

Universal #

APPLICATIONS

## GMC (Con't)

### YUKON (Cont'd)

2005-00	4.8L	V8 Cyl	exc. ULEV Emissions; Undercar	50366	83166
2005-00	5.3L	V8 Cyl	exc. ULEV Emissions; Undercar	50366	83166
2000-96	5.7L	V8 Cyl	Front Left	-	83165
2000-96	5.7L	V8 Cyl	Front Right; Under 8500 lbs. GVW	-	83164
2000-96	5.7L	V8 Cyl	Undercar; Under 8500 lbs. GVW	50239	-
1995-94	5.7L	V8 Cyl	Undercar; Y-Pipe	50238	-
1995-92	5.7L	V8 Cyl	Undercar	-	70531
1994-92	5.7L	V8 Cyl	Undercar; Converter w/o Y-Pipe	50009	-

### YUKON XL 1500

2014-09	5.3L	V8 Cyl	CA Emissions; Undercar	50473	-
2010-07	6.2L	V8 Cyl	Federal Emissions; Undercar	50453	-
2010-07	6.2L	V8 Cyl	Undercar	-	99516
2008-07	5.3L	V8 Cyl	Undercar	50450	93165
2008-07	6.0L	V8 Cyl	Undercar	50450	93165
2006-00	5.3L	V8 Cyl	Undercar	50366	83166
2005-00	5.3L	V8 Cyl	exc. ULEV Emissions; Undercar	-	83166

### YUKON XL 2500

2006-02	6.0L	V8 Cyl	Undercar Left	50370	82156
2006-01	6.0L	V8 Cyl	Undercar Right	50371	82156
2002	6.0L	V8 Cyl	Federal Emissions; Undercar Left	50435	70857
2002	8.1L	V8 Cyl	Federal Emissions; Undercar Left	50435	70857
2001	6.0L	V8 Cyl	Undercar Left	50435	70857 82156

## HONDA

### ACCORD

2015-08	3.5L	V6 Cyl	Firewall Side	40924	-
2015-08	3.5L	V6 Cyl	Radiator Side; Precat	40923	-
2014-13	3.5L	V6 Cyl	Undercar	41009	-
2014-13	3.5L	V6 Cyl	Undercar Rear	-	70249
2012-08	2.4L	L4 Cyl	Undercar Rear	41016	-
2012-08	2.4L	L4 Cyl	Front	40870	-
2012-08	3.5L	V6 Cyl	Undercar Rear	40925	70249
2007-03	2.4L	L4 Cyl	Undercar Rear	40400	82615
2007-03	3.0L	V6 Cyl	Undercar Rear	40401	82466
2007-03	3.0L	V6 Cyl	EX, Firewall Side	40657	-
2007-03	3.0L	V6 Cyl	EX, Radiator Side	40656	-
2007-03	3.0L	V6 Cyl	LX, Firewall Side	40657	-
2007-03	3.0L	V6 Cyl	LX, Radiator Side	40656	-
2007	3.0L	V6 Cyl	Special Edition, Firewall Side	40657	-
2007	3.0L	V6 Cyl	Special Edition, Radiator Side	40656	-
2005	3.0L	V6 Cyl	SE, Firewall Side	40657	-
2005	3.0L	V6 Cyl	SE, Radiator Side	40656	-

Year

Liters

Cyl

Comments

Direct Fit #

Universal #

**HONDA (Con't)**

**ACCORD (Cont'd)**

2002-01	2.3L	L4 Cyl	Value Package, CA LEV / ULEV Emissions; Undercar	40366	82724
2002-01	2.3L	L4 Cyl	Value Package, Federal Emissions; Undercar	40234	82614
2002-98	2.3L	L4 Cyl	DX, Undercar	40366	82724
2002-98	2.3L	L4 Cyl	EX, CA LEV / ULEV Emissions; Undercar	40366	82724
2002-98	2.3L	L4 Cyl	EX, Federal Emissions; Undercar	40234	82614
2002-98	2.3L	L4 Cyl	LX, CA LEV / ULEV Emissions; Undercar	40366	82724
2002-98	2.3L	L4 Cyl	LX, Federal Emissions; Undercar	40234	82614
2002-98	3.0L	V6 Cyl	Undercar; w Center O2 Port	40358	92624
2002	2.3L	L4 Cyl	SE, CA LEV / ULEV Emissions; Undercar	40366	82724
2002	2.3L	L4 Cyl	SE, Federal Emissions; Undercar	40234	82614
2000	2.3L	L4 Cyl	SE, CA LEV / ULEV Emissions; Undercar	40366	82724
2000	2.3L	L4 Cyl	SE, Federal Emissions; Undercar	40234	82614
1999-98	3.0L	V6 Cyl	Undercar Rear; w/o O2 Port	40252	82294
1997-96	2.2L	L4 Cyl	Undercar	40293	82724
1997-95	2.7L	V6 Cyl	Undercar; w O2 Port	40358	92624
1997-95	2.7L	V6 Cyl	Undercar Rear; w/o O2 Port	40252	82294
1995-94	2.2L	L4 Cyl	Undercar	40155	70317
1993-90	2.2L	L4 Cyl	Coupe, Undercar	-	70247 82724
1993-90	2.2L	L4 Cyl	Coupe, Undercar; 13" OAL	40158	-
1993-90	2.2L	L4 Cyl	Coupe, Undercar; 14" OAL	40195	-
1993-90	2.2L	L4 Cyl	Sedan, Undercar	-	70247 82724
1993-90	2.2L	L4 Cyl	Sedan, Undercar; 13" OAL	40158	-
1993-90	2.2L	L4 Cyl	Sedan, Undercar; 14" OAL	40195	-
1989-86	2.0L	L4 Cyl	Undercar	40157	82724
1985-80	1.8L	L4 Cyl	Undercar; 10 1/4" OAL	40021	70247
1985-80	1.8L	L4 Cyl	Undercar; 12 1/4" OAL	40022	82724

**ACCORD CROSSTOUR**

2011-10	3.5L	V6 Cyl	Undercar Rear	40925	-
2011-10	3.5L	V6 Cyl	Firewall Side	40924	-
2011-10	3.5L	V6 Cyl	Radiator Side; Precat	40923	-

**CIVIC**

2011-09	1.3L	L4 Cyl	Hybrid-L, Undercar Rear	40959	70257
2011-09	1.3L	L4 Cyl	Hybrid-L, Front	40958	-
2011-06	1.3L	L4 Cyl	Hybrid, Undercar Rear	40959	70257
2011-06	1.3L	L4 Cyl	Hybrid, Front	40958	-
2011-06	1.8L	L4 Cyl	Front	40889	-
2011-06	2.0L	L4 Cyl	Si, Undercar	41042	-
2005-03	1.3L	L4 Cyl	Undercar Rear	40593	82774
2005-03	1.3L	L4 Cyl	Hybrid, Front	40765	-
2005-02	2.0L	L4 Cyl	Si, Undercar	40608	-
2005-01	1.7L	L4 Cyl	VTEC, Undercar	40399	82625

APPLICATIONS

Year

Liters

Cyl

Comments

Direct Fit #

Universal #

## HONDA (Con't)

### CIVIC (Cont'd)

2005-01	1.7L	L4 Cyl	VTEC-E, Undercar	40399	82625
2005-01	1.7L	L4 Cyl	D17A1 Eng., Front	40582	-
2000-99	1.6L	L4 Cyl	CA Emissions; Undercar	40398	83164
2000-98	1.6L	L4 Cyl	GX, Front	40248	-
2000-96	1.6L	L4 Cyl	EX, Federal Emissions; Undercar	40293	-
2000-96	1.6L	L4 Cyl	EX, Federal Emissions; Undercar; w/o O2 Port	-	82724
2000-96	1.6L	L4 Cyl	Si, Federal Emissions; Undercar	40293	-
2000-96	1.6L	L4 Cyl	Si, Federal Emissions; Undercar; w/o O2 Port	-	82724
2000-96	1.6L	L4 Cyl	CX, Front	40248	-
2000-96	1.6L	L4 Cyl	DX, Front	40248	-
2000-96	1.6L	L4 Cyl	LX, Front	40248	-
1995-94	1.5L	L4 Cyl	Undercar	40155	70317
1995-94	1.6L	L4 Cyl	Undercar	40155	70317
1995-92	1.5L	L4 Cyl	CX, Front Precat	40352	-
1995-92	1.5L	L4 Cyl	VX, Front Precat	40352	-
1993-88	1.5L	L4 Cyl	Undercar; w/o O2 Ports	40155	70317
1993-88	1.6L	L4 Cyl	Undercar; w/o O2 Ports	40155	70317
1991-88	1.5L	L4 Cyl	Front Precat	40274	-
1989	1.6L	L4 Cyl	Front Precat	40274	-
1987-86	1.5L	L4 Cyl	FI, Undercar	-	70316
1987-85	1.5L	L4 Cyl	Wagon, 4WD, Undercar	40190	82724
1983-80	1.3L	L4 Cyl	Undercar	40021	70247
1983-80	1.3L	L4 Cyl	Undercar; 12 1/4" OAL	40022	82724
1983-80	1.5L	L4 Cyl	Undercar	40021	70247
1983-80	1.5L	L4 Cyl	Undercar; 10 1/4" OAL	40021	70247
1983-80	1.5L	L4 Cyl	Undercar; 12 1/4" OAL	40022	82724

### CIVIC DEL SOL

1997-96	1.6L	L4 Cyl	S, Front	40248	-
1995-94	1.5L	L4 Cyl	Undercar	40155	70317
1995-94	1.6L	L4 Cyl	Undercar	40155	70317

### CROSSTOUR

2015-12	3.5L	V6 Cyl	Undercar Rear	40925	-
2015-12	3.5L	V6 Cyl	Firewall Side	40924	-
2015-12	3.5L	V6 Cyl	Radiator Side; Precat	40923	-

### CR-V

2014-12	2.4L	L4 Cyl	Rear	41136	-
2011-10	2.4L	L4 Cyl	Undercar Rear	41091	70258
2011-10	2.4L	L4 Cyl	Front; Precat	40938	-
2009-07	2.4L	L4 Cyl	EX, Undercar	40668	92775
2006-02	2.4L	L4 Cyl	Undercar	40402	82776
2001-97	2.0L	L4 Cyl	Undercar Rear	40770	92774

Year

Liters

Cyl

Comments

Direct Fit #

Universal #

**HONDA (Con't)**

**CRX**

1991-89	1.5L	L4 Cyl	Base, Front Precat	40274	-
1991-88	1.5L	L4 Cyl	HF, Front Precat	40352	-
1991-88	1.5L	L4 Cyl	Undercar Rear	40155	70317
1991-88	1.6L	L4 Cyl	Undercar Rear	40155	70317
1988	1.5L	L4 Cyl	DX, Front Precat	40274	-

**ELEMENT**

2011-03	2.4L	L4 Cyl	Undercar	40874	92776
---------	------	--------	----------	-------	-------

**FIT**

2013-11	1.5L	L4 Cyl	Undercar Rear	41099	-
2010-09	1.5L	L4 Cyl	Undercar Rear	41099	70238
2008-07	1.5L	L4 Cyl	Undercar	40739	-

**INSIGHT**

2014-10	1.3L	L4 Cyl	Undercar Rear	40957	72214
2006-02	1.0L	L3 Cyl	Standard, Undercar Rear	40799	-
2006-00	1.0L	L3 Cyl	Front Precat	40730	-
2001-00	1.0L	L3 Cyl	Base, Standard, Undercar Rear	40731	71277

**ODYSSEY**

2016-11	3.5L	V6 Cyl	Firewall Side	40924	-
2016-11	3.5L	V6 Cyl	Radiator Side; Precat	40923	-
2014-11	3.5L	V6 Cyl	Undercar Rear	40925	-
2010-08	3.5L	V6 Cyl	i-VTEC, Undercar Rear	40925	-
2010-08	3.5L	V6 Cyl	VTEC, Undercar Rear; exc. i-VTEC	40401	-
2010-08	3.5L	V6 Cyl	i-VTEC, Firewall Side	40924	-
2010-08	3.5L	V6 Cyl	i-VTEC, Radiator Side; Precat	40923	-
2010-08	3.5L	V6 Cyl	VTEC, Firewall Side; exc. i-VTEC	40657	-
2010-08	3.5L	V6 Cyl	VTEC, Radiator Side; exc. i-VTEC	40656	-
2007-05	3.5L	V6 Cyl	Undercar Rear	40401	-
2007-05	3.5L	V6 Cyl	Firewall Side	40657	-
2007-05	3.5L	V6 Cyl	Radiator Side	40656	-
2004	3.5L	V6 Cyl	Undercar	40358	92624
2003-02	3.5L	V6 Cyl	Undercar	40358	-
2001-99	3.5L	V6 Cyl	Undercar	40358	92624
1998	2.3L	L4 Cyl	Undercar	40293	82724
1997-96	2.2L	L4 Cyl	Undercar	40293	82724
1995	2.2L	L4 Cyl	Undercar	40155	70317

**PASSPORT**

2002-00	3.2L	V6 Cyl	Automatic, Undercar Left	40384	82725
2002-00	3.2L	V6 Cyl	Automatic, Undercar Right	40385	82725
1999-98	3.2L	V6 Cyl	Undercar Left	40384	82725
1999-98	3.2L	V6 Cyl	Undercar Right	40385	82725
1997-96	3.2L	V6 Cyl	Automatic, Undercar Left	40336	82724

APPLICATIONS

Year

Liters

Cyl

Comments

Direct Fit #

Universal #

## HONDA (Con't)

### PASSPORT (Cont'd)

1997-96	3.2L	V6 Cyl	Automatic, Undercar Right	40337	82725
1997-96	3.2L	V6 Cyl	EX, Standard, Undercar	40525	83174
1997-96	3.2L	V6 Cyl	LX, Standard, Undercar	40525	83174
1995-94	3.2L	V6 Cyl	Undercar Front	40475	82214

### PILOT

2015-09	3.5L	V6 Cyl	Firewall Side	40924	-
2015-09	3.5L	V6 Cyl	Radiator Side; Precat	40923	-
2011-09	3.5L	V6 Cyl	Undercar Rear	40925	70249
2008-05	3.5L	V6 Cyl	Undercar Rear	40401	-
2008-05	3.5L	V6 Cyl	Firewall Side	40657	-
2008-05	3.5L	V6 Cyl	Radiator Side	40656	-
2004-03	3.5L	V6 Cyl	CA Emissions; Undercar	40571	85286

### PRELUDE

2001-97	2.2L	L4 Cyl	Undercar	40383	82724
1992	2.2L	L4 Cyl	Undercar	40022	82724
1991-85	2.0L	L4 Cyl	Undercar	40157	82724
1987-79	1.8L	L4 Cyl	Undercar; 10 1/4" OAL	40021	70247
1982-80	1.8L	L4 Cyl	Undercar; 12 1/4" OAL	40022	82724

### RIDGELINE

2014-09	3.5L	V6 Cyl	Firewall Side	40924	-
2014-09	3.5L	V6 Cyl	Radiator Side; Precat	40923	-
2010-09	3.5L	V6 Cyl	Undercar Rear	40925	70249
2008-06	3.5L	V6 Cyl	Undercar Rear	40401	-
2008-06	3.5L	V6 Cyl	Firewall Side	40657	-
2008-06	3.5L	V6 Cyl	Radiator Side	40656	-

### S2000

2005	2.2L	L4 Cyl	Undercar	40340	-
2003-00	2.0L	L4 Cyl	Undercar	40340	-

## HUMMER

### H2

2009-08	6.2L	V8 Cyl	Undercar	50478	70855
2007	6.0L	V8 Cyl	Undercar	50478	70855
2006-03	6.0L	V8 Cyl	Front Left	-	89716
2006-03	6.0L	V8 Cyl	Front Right	-	89716
2006-03	6.0L	V8 Cyl	Undercar Left	50382	-
2006-03	6.0L	V8 Cyl	Undercar Right	50383	-

### H3

2010-08	5.3L	V8 Cyl	Undercar Left	50512	-
2010-08	5.3L	V8 Cyl	Undercar Right	50513	-
2008-07	3.7L	L5 Cyl	Undercar Rear	50468	-

Year

Liters

Cyl

Comments

Direct Fit #

Universal #

**HUMMER (Con't)**

**H3 (Cont'd)**

2008-07	3.7L	L5 Cyl	Front	50460	-
2006	3.5L	L5 Cyl	Undercar Rear	50468	-
2006	3.5L	L5 Cyl	Front	50428	-

**HYUNDAI**

**ACCENT**

2014-12	1.6L	L4 Cyl	Undercar Rear; OE is a One Piece Welded Assembly	41068	-
2014-12	1.6L	L4 Cyl	Front	40972	-
2011-06	1.6L	L4 Cyl	Undercar Rear	40720	-
2011-06	1.6L	L4 Cyl	Front	40719	-
2005-01	1.6L	L4 Cyl	Front	40580	-
2002-00	1.5L	L4 Cyl	Front	40586	-
1999-98	1.5L	L4 Cyl	SOHC, Undercar	40480	-
1997-95	1.5L	L4 Cyl	Undercar Rear	40228	82724

**AZERA**

2010-06	3.8L	V6 Cyl	Firewall Side	40794	-
2010-06	3.8L	V6 Cyl	Radiator Side	40793	-
2009-06	3.8L	V6 Cyl	Undercar Rear	40788	71279
2008-07	3.3L	V6 Cyl	Firewall Side	40794	-
2008-07	3.3L	V6 Cyl	Radiator Side	40793	-

**ELANTRA**

2013-11	1.8L	L4 Cyl	Undercar	41147	92624
2012-07	2.0L	L4 Cyl	Undercar Rear	-	70216
2012-07	2.0L	L4 Cyl	Undercar Rear; 13" OAL	40667	-
2012-04	2.0L	L4 Cyl	Front; Curved Outlet	40846	-
2012-04	2.0L	L4 Cyl	Front; Straight Outlet	40666	-
2008-06	2.0L	L4 Cyl	CA Emissions; Undercar Rear	41119	-
2006-04	2.0L	L4 Cyl	Federal Emissions; Undercar	40873	71277
2003-01	2.0L	L4 Cyl	GLS, Undercar Rear	40491	82725
2003-01	2.0L	L4 Cyl	GT, Undercar Rear	40491	82725
2003-99	2.0L	L4 Cyl	Front	40581	-
2000-99	2.0L	L4 Cyl	Undercar Rear	40228	82724
1998-96	1.8L	L4 Cyl	Undercar Rear	40228	82724
1998	1.8L	L4 Cyl	Front	40581	-
1995-92	1.6L	L4 Cyl	DOHC, Undercar	40008	70421

**ENTOURAGE**

2008-07	3.8L	V6 Cyl	Undercar Rear	41059	-
2008-07	3.8L	V6 Cyl	Firewall Side	40794	-
2008-07	3.8L	V6 Cyl	Radiator Side	40793	-

**EQUUS**

2011	4.6L	V8 Cyl	Left	41011	-
2011	4.6L	V8 Cyl	Right	41012	-

APPLICATIONS

Year

Liters

Cyl

Comments

Direct Fit #

Universal #

## HYUNDAI (Con't)

### EXCEL

1994-90	1.5L	L4 Cyl	Undercar	40077	70316
1989-86	1.5L	L4 Cyl	Undercar Front	40103	-
1989-86	1.5L	L4 Cyl	Undercar Rear	40097	82724

### GENESIS

2012-09	4.6L	V8 Cyl	Left	41011	-
2012-09	4.6L	V8 Cyl	Right	41012	-

### GENESIS COUPE

2012-10	2.0L	L4 Cyl	Front Precat	40995	-
---------	------	--------	--------------	-------	---

### SANTA FE

2015-10	2.4L	L4 Cyl	Front	40964	-
2012-11	3.5L	V6 Cyl	Firewall Side	41025	-
2012-10	2.4L	L4 Cyl	Undercar Rear	41049	-
2012-10	3.5L	V6 Cyl	Radiator Side	41026	-
2009-07	2.7L	V6 Cyl	Undercar Rear	40706	71278
2009-07	2.7L	V6 Cyl	Firewall Side	41035	-
2009-07	2.7L	V6 Cyl	Radiator Side	41010	-
2009-07	3.3L	V6 Cyl	Firewall Side	40705	-
2009-07	3.3L	V6 Cyl	Radiator Side	40704	-
2007	3.3L	V6 Cyl	Undercar Rear	40706	71278
2006-05	2.7L	V6 Cyl	Radiator Side	40806	-
2006-03	3.5L	V6 Cyl	Firewall Side; Precat	40605	-
2006-03	3.5L	V6 Cyl	Radiator Side; Precat	40604	-
2006-03	3.5L	V6 Cyl	Undercar Rear	40606	82775
2006-01	2.7L	V6 Cyl	Undercar Rear	40330	70257
2006-01	2.7L	V6 Cyl	Firewall Side	40727	-
2004-01	2.4L	L4 Cyl	Front Precat	40516	-
2004-01	2.4L	L4 Cyl	Undercar Rear	40458	-
2004-01	2.7L	V6 Cyl	Radiator Side	40726	-

### SCOUPE

1995-91	1.5L	L4 Cyl	Undercar	40077	70316
---------	------	--------	----------	-------	-------

### SONATA

2016-15	2.4L	L4 Cyl	Undercar Rear	40897	-
2014-11	2.4L	L4 Cyl	PZEV Emissions; Undercar Rear; Single Exhaust System	40790	-
2014-11	2.4L	L4 Cyl	ULEV Emissions; Undercar Rear; Single Exhaust System	40897	-
2014-11	2.4L	L4 Cyl	Undercar Rear; Dual Exhaust System	40897	-
2014-11	2.4L	L4 Cyl	GAS, Front; exc. Hybrid	40963	-
2013-11	2.4L	L4 Cyl	SULEV Emissions; Undercar; Single Outlet Converter	-	70257
2011	2.4L	L4 Cyl	Undercar Rear	-	92776
2010-09	2.4L	L4 Cyl	PZEV Emissions; Undercar Rear	41051	-
2010-09	2.4L	L4 Cyl	ULEV Emissions; Undercar Rear	40790	-
2010-09	3.3L	V6 Cyl	Undercar Rear	41118	-

Year

Liters

Cyl

Comments

Direct Fit #

Universal #

**HYUNDAI (Con't)**

**SONATA (Cont'd)**

2009	2.4L	L4 Cyl	Undercar Rear	-	70257
2008-06	2.4L	L4 Cyl	Undercar Front	-	70362
2008-06	2.4L	L4 Cyl	Undercar Rear	40790	70257
2008-06	2.4L	L4 Cyl	Front Manifold	40876	-
2007-06	3.3L	V6 Cyl	Undercar Rear	40706	-
2007-06	3.3L	V6 Cyl	Firewall Side	40794	-
2007-06	3.3L	V6 Cyl	Radiator Side	40793	-
2005-02	2.7L	V6 Cyl	Undercar Rear	40858	71316
2005-02	2.7L	V6 Cyl	Firewall Side	40795	-
2005-02	2.7L	V6 Cyl	Radiator Side	40796	-
2005-99	2.4L	L4 Cyl	Front Precat	40516	-
2005-99	2.4L	L4 Cyl	Undercar Rear	40404	83174
2001-99	2.4L	L4 Cyl	Federal Emissions; Undercar	40487	83174
2001-99	2.5L	V6 Cyl	Undercar Rear	40405	83164
2001-99	2.5L	V6 Cyl	Radiator Side	40796	-
1998-95	2.0L	L4 Cyl	Federal Emissions; Undercar	40479	83174
1996-95	3.0L	V6 Cyl	Federal Emissions; Undercar	40479	83165
1994-92	2.0L	L4 Cyl	Undercar	40008	70421
1994-90	3.0L	V6 Cyl	Undercar	40008	70421
1991-89	2.4L	L4 Cyl	Undercar	40008	70421

**TIBURON**

2008-07	2.0L	L4 Cyl	Front	40666	-
2008-03	2.7L	V6 Cyl	Undercar Rear	41036	-
2008-03	2.7L	V6 Cyl	Firewall Side	40795	-
2008-03	2.7L	V6 Cyl	Radiator Side	40796	-
2006-03	2.0L	L4 Cyl	Federal Emissions; Undercar Rear	40502	82774
2006-03	2.0L	L4 Cyl	Undercar Rear	40491	71278
2006-03	2.0L	L4 Cyl	Front; One piece	40581	-
2001-98	2.0L	L4 Cyl	Front; One piece	40581	-
2001-97	2.0L	L4 Cyl	CA Emissions; Undercar Front	40255	83805
1997	1.8L	L4 Cyl	Undercar Rear	40228	70247
1997	2.0L	L4 Cyl	Front; One piece; From 8/16/98	40581	-

**TUCSON**

2015-14	2.4L	L4 Cyl	Undercar	41132	70259
2015-14	2.4L	L4 Cyl	CA Emissions; Front Manifold	41131	-
2009-05	2.7L	V6 Cyl	Undercar Rear	40808	-
2009-05	2.7L	V6 Cyl	FWD, Firewall Side	40807	-
2009-05	2.7L	V6 Cyl	Radiator Side	40806	-
2008-06	2.0L	L4 Cyl	Undercar Rear	40737	70316
2008-05	2.7L	V6 Cyl	4WD, Firewall Side	41027	-
2007-05	2.0L	L4 Cyl	Front	40736	-

APPLICATIONS



Year

Liters

Cyl

Comments

Direct Fit #

Universal #

## HYUNDAI (Con't)

### VELOSTER

2016-12	1.6L	L4 Cyl	Naturally Aspirated, Front	40972	-
2015-12	1.6L	L4 Cyl	Naturally Aspirated, Undercar Rear	40956	-

### VERACRUZ

2012-07	3.8L	V6 Cyl	Firewall Side	40705	-
2012-07	3.8L	V6 Cyl	Radiator Side	40704	-

### XG300

2001	3.0L	V6 Cyl	Firewall Side; Precat	40683	-
2001	3.0L	V6 Cyl	Radiator Side; Precat	40682	-
2001	3.0L	V6 Cyl	Undercar Front	-	71316
2001	3.0L	V6 Cyl	Undercar Rear	40754	-

### XG350

2005-02	3.5L	V6 Cyl	Firewall Side; Precat	40683	-
2005-02	3.5L	V6 Cyl	Radiator Side; Precat	40682	-
2005-02	3.5L	V6 Cyl	Undercar Rear	40754	71316

## INFINITI

### EX35

2012-08	3.5L	V6 Cyl	Undercar Front	-	92465
2012-08	3.5L	V6 Cyl	Undercar Left	41096	-
2012-08	3.5L	V6 Cyl	Undercar Rear	-	70382
2012-08	3.5L	V6 Cyl	Undercar Right	41097	-

### EX37

2013	3.7L	V6 Cyl	Undercar Front	-	92465
2013	3.7L	V6 Cyl	Undercar Left	41096	-
2013	3.7L	V6 Cyl	Undercar Rear	-	70382
2013	3.7L	V6 Cyl	Undercar Right	41097	-

### FX35

2012-09	3.5L	V6 Cyl	Undercar Front	-	92465
2012-09	3.5L	V6 Cyl	Undercar Left	41096	-
2012-09	3.5L	V6 Cyl	Undercar Rear	-	70382
2012-09	3.5L	V6 Cyl	Undercar Right	41097	-
2008-03	3.5L	V6 Cyl	Undercar Left	40334	82725
2008-03	3.5L	V6 Cyl	Undercar Right	40333	82725

### FX37

2013	3.7L	V6 Cyl	Undercar Front	-	92465
2013	3.7L	V6 Cyl	Undercar Left	41096	-
2013	3.7L	V6 Cyl	Undercar Rear	-	70382
2013	3.7L	V6 Cyl	Undercar Right	41097	-

### FX45

2008-07	4.5L	V8 Cyl	Rear Left	40866	-
2008-07	4.5L	V8 Cyl	Rear Right	40867	-

APPLICATIONS

Year

Liters

Cyl

Comments

Direct Fit #

Universal #

**INFINITI (Con't)**

**G20**

2002-01	2.0L	L4 Cyl	Undercar Rear	40517	70318
---------	------	--------	---------------	-------	-------

**G35**

2008-07	3.5L	V6 Cyl	Sedan, Undercar Front	-	92465
2008-07	3.5L	V6 Cyl	Sedan, Undercar Left	41096	-
2008-07	3.5L	V6 Cyl	Sedan, Undercar Rear	-	70382
2008-07	3.5L	V6 Cyl	Sedan, Undercar Right	41097	-
2007	3.5L	V6 Cyl	Coupe, Undercar Left	40334	-
2007	3.5L	V6 Cyl	Coupe, Undercar Right	40333	-
2006-03	3.5L	V6 Cyl	Undercar Left	40334	82725
2006-03	3.5L	V6 Cyl	Undercar Right	40333	82725

**G37**

2013-09	3.7L	V6 Cyl	Sedan, Undercar Front	-	92465
2013-09	3.7L	V6 Cyl	Sedan, Undercar Left	41096	-
2013-09	3.7L	V6 Cyl	Sedan, Undercar Rear	-	70382
2013-09	3.7L	V6 Cyl	Sedan, Undercar Right	41097	-
2013-08	3.7L	V6 Cyl	Coupe, Undercar Front	-	92465
2013-08	3.7L	V6 Cyl	Coupe, Undercar Left	41096	-
2013-08	3.7L	V6 Cyl	Coupe, Undercar Rear	-	70382
2013-08	3.7L	V6 Cyl	Coupe, Undercar Right	41097	-

**I30**

2001-00	3.0L	V6 Cyl	CA Emissions; Front Left	-	82465
2001-00	3.0L	V6 Cyl	CA Emissions; Undercar	40436	82365
2001-99	3.0L	V6 Cyl	CA Emissions; Radiator Side; Precat	40387	-
2001-96	3.0L	V6 Cyl	Base, Undercar Rear; w/o O2 Port	40075	83166
2001-96	3.0L	V6 Cyl	T, Undercar Rear; w/o O2 Port	40075	83166
2000-96	3.0L	V6 Cyl	Federal Emissions; Undercar Front	40286	70238
1999	3.0L	V6 Cyl	Base, Federal Emissions; Undercar	-	83165
1999	3.0L	V6 Cyl	CA Emissions; Undercar	40388	-
1999	3.0L	V6 Cyl	T, Federal Emissions; Undercar	-	83165
1996	3.0L	V6 Cyl	Undercar Rear; w O2 Port	40230	83166

**I35**

2004-02	3.5L	V6 Cyl	Firewall Side; Precat	40477	-
2004-02	3.5L	V6 Cyl	Radiator Side; Precat	40476	-
2004-02	3.5L	V6 Cyl	Undercar Rear	40574	82566

**J30**

1997-93	3.0L	V6 Cyl	Undercar Left	41082	-
1997-93	3.0L	V6 Cyl	Undercar Right	41061	-

**M30**

1992-90	3.0L	V6 Cyl	Undercar	40009	70318
---------	------	--------	----------	-------	-------

APPLICATIONS

Year

Liters

Cyl

Comments

Direct Fit #

Universal #

## INFINITI (Con't)

### M35

2010-09	3.5L	V6 Cyl	Undercar Front	-	92465
2010-09	3.5L	V6 Cyl	Undercar Left	41096	-
2010-09	3.5L	V6 Cyl	Undercar Rear	-	70382
2010-09	3.5L	V6 Cyl	Undercar Right	41097	-
2008-06	3.5L	V6 Cyl	Undercar Left	40334	82465
2008-06	3.5L	V6 Cyl	Undercar Right	40333	82465

### M37

2013-11	3.7L	V6 Cyl	Undercar Front	-	92465
2013-11	3.7L	V6 Cyl	Undercar Left	41096	-
2013-11	3.7L	V6 Cyl	Undercar Rear	-	70382
2013-11	3.7L	V6 Cyl	Undercar Right	41097	-

### M45

2004-03	4.5L	V8 Cyl	Undercar Rear	41071	-
2004-03	4.5L	V8 Cyl	Left Manifold	41148	-
2004-03	4.5L	V8 Cyl	Right Manifold	41149	-

### Q45

2006-03	4.5L	V8 Cyl	Left Manifold	41148	-
2006-03	4.5L	V8 Cyl	Right Manifold	41149	-
2006-02	4.5L	V8 Cyl	Undercar Rear	41071	-
1993-90	4.5L	V8 Cyl	Undercar Left	40246	70316
1993-90	4.5L	V8 Cyl	Undercar Right	40245	70316

### QX4

2003-01	3.5L	V6 Cyl	Front Left	40445	-
2003-01	3.5L	V6 Cyl	Front Right	40446	-
2003-01	3.5L	V6 Cyl	Rear Left	40443	83164
2003-01	3.5L	V6 Cyl	Rear Right	40444	83164
2000-97	3.3L	V6 Cyl	CA Emissions; Rear Left	40443	83164
2000-97	3.3L	V6 Cyl	CA Emissions; Rear Right	40444	83164
2000-97	3.3L	V6 Cyl	Front Left	40445	-
2000-97	3.3L	V6 Cyl	Front Right	40268	-

### QX56

2010-07	5.6L	V8 Cyl	Rear Left	40639	-
2010-07	5.6L	V8 Cyl	Rear Right	40640	-
2010-04	5.6L	V8 Cyl	Left	40637	-
2010-04	5.6L	V8 Cyl	Right	40638	-
2006-04	5.6L	V8 Cyl	Rear Left	40639	70258
2006-04	5.6L	V8 Cyl	Rear Right	40640	70258

## ISUZU

### AMIGO

2000-98	2.2L	L4 Cyl	Undercar Front	40439	82725
---------	------	--------	----------------	-------	-------

Year

Liters

Cyl

Comments

Direct Fit #

Universal #

**ISUZU (Con't)**

**AMIGO (Cont'd)**

1999-98	3.2L	V6 Cyl	Undercar Left	40384	82725
1999-98	3.2L	V6 Cyl	Undercar Right	40385	82725
1994-89	2.6L	L4 Cyl	Undercar	50130	70317
1993-89	2.3L	L4 Cyl	Undercar	50130	70317

**ASCENDER**

2008-06	4.2L	L6 Cyl	Undercar	50483	99776
2006	5.3L	V8 Cyl	Undercar	-	93166
2006	5.3L	V8 Cyl	Undercar	50469	-
2005-04	4.2L	L6 Cyl	113.0 WB, Undercar	50365	93166
2005-04	4.2L	L6 Cyl	Undercar	-	93166
2005-04	4.2L	L6 Cyl	Undercar; EXT	50407	-
2005	5.3L	V8 Cyl	Undercar	50418	83166

**HOMBRE**

2000-96	2.2L	L4 Cyl	Undercar Rear	50273	99174
1999-98	4.3L	V6 Cyl	4WD, Undercar	-	83166
1999-98	4.3L	V6 Cyl	4WD, Undercar; 21" OAL	50310	-
1999-98	4.3L	V6 Cyl	CA Emissions; Undercar Front	50361	-
1999-97	4.3L	V6 Cyl	RWD, Undercar	-	83167
1999-97	4.3L	V6 Cyl	RWD, Undercar; 21" OAL	50344	-
1999-97	4.3L	V6 Cyl	Undercar	-	85286
1999-97	4.3L	V6 Cyl	Undercar; 25" OAL	50256	-

**I-280**

2006	2.8L	L4 Cyl	RWD, Undercar Rear	50380	-
2006	2.8L	L4 Cyl	Undercar	-	83166
2006	2.8L	L4 Cyl	Front	50458	-

**I-290**

2008-07	2.9L	L4 Cyl	RWD, Undercar Rear	50380	-
2008-07	2.9L	L4 Cyl	Front	50487	-

**I-350**

2006	3.5L	L5 Cyl	4WD, Undercar Rear	50468	-
2006	3.5L	L5 Cyl	Front	50428	-

**I-370**

2008-07	3.7L	L5 Cyl	4WD, Undercar Rear	50468	-
2008-07	3.7L	L5 Cyl	RWD, Undercar Rear	50380	-
2008-07	3.7L	L5 Cyl	Front	50460	-

**I-MARK**

1989-85	1.5L	L4 Cyl	Naturally Aspirated, Undercar	-	70317
1989-85	1.5L	L4 Cyl	Naturally Aspirated, Undercar; 14" OAL	50160	-
1985-81	1.8L	L4 Cyl	Undercar	-	70317
1985-81	1.8L	L4 Cyl	Undercar; 17" OAL	50130	-

APPLICATIONS

Year

Liters

Cyl

Comments

Direct Fit #

Universal #

## ISUZU (Con't)

### IMPULSE

1992-90	1.6L	L4 Cyl	Undercar	-	70419
1992-90	1.6L	L4 Cyl	Undercar; 20" OAL	50150	-

### OASIS

1998	2.3L	L4 Cyl	Undercar	40293	82724
1997-96	2.2L	L4 Cyl	Undercar	40293	82724

### PICKUP

1995-88	2.6L	L4 Cyl	Undercar	-	70317
1995-88	2.6L	L4 Cyl	Undercar; 17" OAL	50130	-
1995-88	2.6L	L4 Cyl	Undercar; 20" OAL	50150	-
1995-86	2.3L	L4 Cyl	Undercar	-	70317
1995-86	2.3L	L4 Cyl	Undercar; 17" OAL	50130	-
1995-86	2.3L	L4 Cyl	Undercar; 20" OAL	50150	-
1994-91	3.1L	V6 Cyl	Undercar	50150	70317
1987-83	1.9L	L4 Cyl	Undercar	-	70317
1987-83	1.9L	L4 Cyl	Undercar; 20" OAL	50150	-
1986-83	1.9L	L4 Cyl	Undercar; 17" OAL	50130	-
1982-81	1.8L	L4 Cyl	Undercar	-	70317
1982-81	1.8L	L4 Cyl	Undercar; 17" OAL	50130	-
1982-81	1.8L	L4 Cyl	Undercar; 20" OAL	50150	-

### RODEO

2003-01	2.2L	L4 Cyl	Undercar	40733	-
2002-01	3.2L	V6 Cyl	S V6, Undercar Left	40384	82725
2002-01	3.2L	V6 Cyl	S V6, Undercar Right	40385	82725
2002-99	3.2L	V6 Cyl	LSE, Undercar Left	40384	82725
2002-99	3.2L	V6 Cyl	LSE, Undercar Right	40385	82725
2002-98	3.2L	V6 Cyl	LS, Undercar Left	40384	82725
2002-98	3.2L	V6 Cyl	LS, Undercar Right	40385	82725
2000-99	2.2L	L4 Cyl	LSE, Undercar Front	40439	82725
2000-98	2.2L	L4 Cyl	S, Undercar Front	40439	82725
2000-98	3.2L	V6 Cyl	S, Undercar Left	40384	82725
2000-98	3.2L	V6 Cyl	S, Undercar Right	40385	82725
1997-96	3.2L	V6 Cyl	LS, Automatic, Undercar Left	40336	82725
1997-96	3.2L	V6 Cyl	LS, Automatic, Undercar Right	40337	82725
1997-96	3.2L	V6 Cyl	LS, Standard, Undercar	40525	83173
1997-96	3.2L	V6 Cyl	S, Automatic, Undercar Left	40336	82725
1997-96	3.2L	V6 Cyl	S, Automatic, Undercar Right	40337	82725
1997-96	3.2L	V6 Cyl	S, Standard, Undercar	40525	83173
1995-94	3.2L	V6 Cyl	LS, Automatic, Undercar Front	40475	82214
1995-94	3.2L	V6 Cyl	S, Automatic, Undercar Front	40475	82214
1995-91	2.6L	L4 Cyl	LS, Undercar	50130	70317
1995-91	2.6L	L4 Cyl	S, Undercar	50130	70317
1992-91	2.6L	L4 Cyl	XS, Undercar	50130	70317

APPLICATIONS

Year

Liters

Cyl

Comments

Direct Fit #

Universal #

**ISUZU (Con't)**

**RODEO (Cont'd)**

1992-91	3.1L	V6 Cyl	LS, Undercar	50150	-
1992-91	3.1L	V6 Cyl	LS, Undercar Rear	-	70317
1992-91	3.1L	V6 Cyl	S, Undercar	50150	-
1992-91	3.1L	V6 Cyl	S, Undercar Rear	-	70317
1992-91	3.1L	V6 Cyl	XS, Undercar	50150	-
1992-91	3.1L	V6 Cyl	XS, Undercar Rear	-	70317

**RODEO SPORT**

2003-01	2.2L	L4 Cyl	Undercar	40733	-
---------	------	--------	----------	-------	---

**STYLUS**

1993-91	1.6L	L4 Cyl	Undercar	50160	70317
1992	1.8L	L4 Cyl	Undercar	50160	70317

**TROOPER**

2002-00	3.5L	V6 Cyl	Limited, Undercar Right; w/o Torque Control	40368	82724
2002-00	3.5L	V6 Cyl	LS, Undercar Right; w/o Torque Control	40368	82724
2002-00	3.5L	V6 Cyl	S, Undercar Right; w/o Torque Control	40368	82724
2002-98	3.5L	V6 Cyl	S, Automatic, Undercar Left	40367	82563
1999-98	3.5L	V6 Cyl	S, Automatic, Undercar Right	40368	82724
1999	3.5L	V6 Cyl	DOHC, S, Standard, Undercar	40525	83173
1997-96	3.2L	V6 Cyl	LS, Standard, Undercar	40525	83173
1997-96	3.2L	V6 Cyl	S, Standard, Undercar	40525	83173
1991-89	2.8L	V6 Cyl	LS, Undercar	50150	70317
1991-89	2.8L	V6 Cyl	S, Undercar	50150	70317
1991-89	2.8L	V6 Cyl	XS, Undercar	50150	70317
1991-88	2.6L	L4 Cyl	LS, Undercar	50130	70317
1991-88	2.6L	L4 Cyl	S, Undercar	50130	70317
1991-88	2.6L	L4 Cyl	XS, Undercar	50130	70317
1991	2.6L	L4 Cyl	SE, Undercar	50130	70317
1991	2.8L	V6 Cyl	SE, Undercar	50150	70317
1990-89	2.6L	L4 Cyl	RS, Undercar	50130	70317
1990-89	2.8L	V6 Cyl	RS, Undercar	50150	70317
1987-86	2.3L	L4 Cyl	DLX, Undercar	50130	70317
1987-86	2.3L	L4 Cyl	LS, Undercar	50130	70317
1986	2.3L	L4 Cyl	LX, Undercar	50130	70317
1985-84	1.9L	L4 Cyl	Base, Undercar	50130	70317

**VEHICROSS**

2001-99	3.5L	V6 Cyl	Base, Undercar Left	40367	83174
---------	------	--------	---------------------	-------	-------

**JAGUAR**

**S-TYPE**

2002-00	3.0L	V6 Cyl	Undercar Left	30461	83515
2002-00	3.0L	V6 Cyl	Undercar Right	30462	83515
2002-00	4.0L	V8 Cyl	Undercar Left	30517	83165

APPLICATIONS

Year

Liters

Cyl

Comments

Direct Fit #

Universal #

## JAGUAR (Con't)

### S-TYPE (Cont'd)

2002-00	4.0L	V8 Cyl	Undercar Right	30518	83165
---------	------	--------	----------------	-------	-------

### VANDEN PLAS

2006-04	4.2L	V8 Cyl	Naturally Aspirated, Undercar Left	40946	93165
2006-04	4.2L	V8 Cyl	Naturally Aspirated, Undercar Right	40947	93165

### XJ6

1994-90	4.0L	L6 Cyl	Undercar Front	40308	82725
1989-88	3.6L	L6 Cyl	Undercar Front	40309	-
1987-81	4.2L	L6 Cyl	Undercar Rear	40106	70534
1987-78	4.2L	L6 Cyl	Undercar Front	40032	-
1987	3.6L	L6 Cyl	Undercar Front	40032	-
1987	3.6L	L6 Cyl	Undercar Rear	40106	70534
1976-75	4.2L	L6 Cyl	Undercar	40106	70534

### XJ8

2006-04	4.2L	V8 Cyl	Naturally Aspirated, Undercar Left	40946	93165
2006-04	4.2L	V8 Cyl	Naturally Aspirated, Undercar Right	40947	93165

### XJ12

1996-95	6.0L	V12 Cyl	Front Left	40450	-
1996-95	6.0L	V12 Cyl	Front Right	40451	-
1996-95	6.0L	V12 Cyl	Undercar Front	-	82724
1996-95	6.0L	V12 Cyl	Undercar Rear	-	83805

### XJS

1996-95	4.0L	L6 Cyl	Undercar Front; Flared Outlet	40307	-
1996-92	4.0L	L6 Cyl	Undercar Front	-	82725
1996-92	4.0L	L6 Cyl	Undercar Front; w/o Flared Outlet	40306	-
1995-94	6.0L	V12 Cyl	Undercar Front	-	82725
1995-94	6.0L	V12 Cyl	Undercar Front; w/o Flared Outlet	40306	-
1992	5.3L	V12 Cyl	Undercar Front	-	82725
1992	5.3L	V12 Cyl	Undercar Front; w/o Flared Outlet	40306	-

### X-TYPE

2003-02	2.5L	V6 Cyl	Firewall Side; Precat	40950	-
2003-02	2.5L	V6 Cyl	Radiator Side; Precat	40949	-
2003-02	3.0L	V6 Cyl	Firewall Side; Precat	40950	-
2003-02	3.0L	V6 Cyl	Radiator Side; Precat	40949	-

## JEEP

### CHEROKEE

2001-00	4.0L	L6 Cyl	Front Precat	20376	-
2001-00	4.0L	L6 Cyl	Undercar; From 1/20/00	10159	-
2001-00	4.0L	L6 Cyl	Undercar Rear	-	83165
2000-96	2.5L	L4 Cyl	Undercar	-	83706
2000-96	2.5L	L4 Cyl	Undercar	10150	-

APPLICATIONS

Year

Liters

Cyl

Comments

Direct Fit #

Universal #

**JEEP (Con't)**

**CHEROKEE (Cont'd)**

2000-96	4.0L	L6 Cyl	Undercar	-	83706
2000-96	4.0L	L6 Cyl	Undercar; To 1/20/00	10150	-
1997-95	2.5L	L4 Cyl	Undercar; w O2 Port	10151	83165
1997-95	4.0L	L6 Cyl	Undercar; w O2 Port	10151	83165
1995-94	4.0L	L6 Cyl	SE, Undercar; w/o O2 Ports	10147	70317
1995-93	2.5L	L4 Cyl	Undercar; w/o O2 Ports	10147	70317
1995-93	4.0L	L6 Cyl	Country, Undercar; w/o O2 Ports	10147	70317
1995-93	4.0L	L6 Cyl	Sport, Undercar; w/o O2 Ports	10147	70317
1993	4.0L	L6 Cyl	Base, Undercar; w/o O2 Ports	10147	70317
1992-87	4.0L	L6 Cyl	Undercar	10145	70317
1992-86	2.5L	L4 Cyl	Undercar	10145	70317
1986-84	2.8L	V6 Cyl	Undercar	10152	70419
1985-84	2.5L	L4 Cyl	Undercar	10152	70419
1983-81	4.2L	L6 Cyl	Undercar; w Air Tube	10139	70419
1983-81	5.9L	V8 Cyl	Undercar	10140	70318
1981-79	4.2L	L6 Cyl	Undercar; w/o Air Tube	10142	70318
1980-79	5.9L	V8 Cyl	Undercar	10142	70318

**CJ5**

1983-81	2.5L	L4 Cyl	Undercar	10142	70318
1981-79	5.0L	V8 Cyl	Undercar; w/o Air Tube	10142	70318
1981	5.0L	V8 Cyl	Undercar; w Air Tube	10139	70419
1980-79	5.0L	V8 Cyl	Undercar	10142	70318
1980	2.5L	L4 Cyl	Undercar	10131	70317
1978-75	3.8L	L6 Cyl	Undercar	10131	70317
1978-75	4.2L	L6 Cyl	Undercar	10131	70317
1978-75	5.0L	V8 Cyl	Undercar	10131	70317

**CJ6**

1975	3.8L	L6 Cyl	Undercar	10131	70317
1975	4.2L	L6 Cyl	Undercar	10131	70317
1975	5.0L	V8 Cyl	Undercar	10131	70317

**CJ7**

1986-81	4.2L	L6 Cyl	Undercar; w Air Tube	10139	70419
1985-84	2.5L	L4 Cyl	Undercar	10139	70419
1983-80	2.5L	L4 Cyl	Undercar	10142	70318
1981-79	4.2L	L6 Cyl	Undercar; w/o Air Tube	10142	70318
1981	5.0L	V8 Cyl	Undercar; w Air Tube	10139	70419
1980-79	5.0L	V8 Cyl	Undercar	10142	70318
1978-76	3.8L	L6 Cyl	Undercar	10131	70317
1978-76	4.2L	L6 Cyl	Undercar	10131	70317
1978-76	5.0L	V8 Cyl	Undercar	10131	70317

APPLICATIONS



Year

Liters

Cyl

Comments

Direct Fit #

Universal #

## JEEP (Con't)

### COMANCHE

1992-87	4.0L	L6 Cyl	Undercar; w/o Air Tube	10145	70317
1992-86	2.5L	L4 Cyl	Undercar; w/o Air Tube	10145	70317
1986	2.8L	V6 Cyl	Undercar; w Air Tube	10152	70419

### COMMANDER

2010-08	3.7L	V6 Cyl	Undercar	20434	-
2009-06	4.7L	V8 Cyl	Undercar	20412	-
2007-06	3.7L	V6 Cyl	Undercar	20385	-
2007-06	5.7L	V8 Cyl	Undercar Front	20399	-

### COMPASS

2015-07	2.0L	L4 Cyl	Undercar	20411	-
2015-07	2.4L	L4 Cyl	FWD, Undercar	20411	-
2013-07	2.4L	L4 Cyl	Front	20417	-
2010-09	2.0L	L4 Cyl	4WD, Standard, Undercar Rear	20421	71278
2010-09	2.0L	L4 Cyl	Front	20417	-
2010-07	2.4L	L4 Cyl	4WD, Standard, Undercar Rear	20421	-
2010-07	2.4L	L4 Cyl	4WD, Undercar Rear	-	71278

### GRAND CHEROKEE

2010-05	5.7L	V8 Cyl	Undercar Front	20399	-
2009-07	3.7L	V6 Cyl	Undercar	20434	-
2009-05	4.7L	V8 Cyl	Undercar	20412	-
2006	3.7L	V6 Cyl	Undercar	20385	-
2005	3.7L	V6 Cyl	Undercar	20385	82565
2004-02	4.0L	L6 Cyl	Undercar Front	20390	-
2004-02	4.0L	L6 Cyl	Undercar Rear	10165	89516
2004-02	4.7L	V8 Cyl	Undercar Front	20393	82214
2004-02	4.7L	V8 Cyl	Undercar Rear	10165	89516
2001-99	4.0L	L6 Cyl	CA Emissions; Undercar Front	20390	-
2001-99	4.0L	L6 Cyl	Undercar Rear	10153	83166
2001-99	4.7L	V8 Cyl	Undercar Front	10166	82724
2001-99	4.7L	V8 Cyl	Undercar Rear	10153	83706
2001	4.0L	L6 Cyl	Limited, Front Precat	20376	-
1998-96	4.0L	L6 Cyl	Undercar	-	83706
1998-96	4.0L	L6 Cyl	Undercar	10150	-
1998-96	5.2L	V8 Cyl	Undercar	-	83706
1998-96	5.2L	V8 Cyl	Undercar	10150	-
1998	5.9L	V8 Cyl	Undercar	-	83706
1998	5.9L	V8 Cyl	Undercar	10150	-
1997-95	4.0L	L6 Cyl	Undercar; w O2 Port	10151	83165
1995-94	5.2L	V8 Cyl	Undercar	10148	83166
1995-93	4.0L	L6 Cyl	Undercar; w/o O2 Ports	10147	70317

APPLICATIONS

Year

Liters

Cyl

Comments

Direct Fit #

Universal #

**JEEP (Con't)**

**GRAND WAGONEER**

1993	5.2L	V8 Cyl	Undercar	10148	83166
1991-84	5.9L	V8 Cyl	Undercar; w Air Tube	10140	70423
1986-84	4.2L	L6 Cyl	Undercar; w Air Tube	10152	70419

**J10**

1988	5.9L	V8 Cyl	Undercar; w Air Tube	10140	70423
1986-81	4.2L	L6 Cyl	Undercar	10139	70419
1981-79	4.2L	L6 Cyl	Undercar; w/o Air Tube	10142	70318
1980-79	5.9L	V8 Cyl	Undercar; w/o Air Tube	10142	70318
1978	5.9L	V8 Cyl	Undercar	10131	70317

**J20**

1988-81	5.9L	V8 Cyl	Undercar	10140	70423
1980-79	5.9L	V8 Cyl	Undercar; w/o Air Tube	10142	70318
1980-74	5.9L	V8 Cyl	2BBL, CARB, Undercar	10131	70317
1978-74	5.9L	V8 Cyl	4BBL, CARB, Undercar	10131	70317
1978	5.9L	V8 Cyl	Undercar	10131	70317

**LIBERTY**

2013-08	3.7L	V6 Cyl	Undercar	20428	-
2007-05	3.7L	V6 Cyl	Undercar	20424	-
2004	3.7L	V6 Cyl	Undercar Left	20422	92725
2004	3.7L	V6 Cyl	Undercar Right	20423	92725
2003-02	3.7L	V6 Cyl	Front Left	10158	83425
2003-02	3.7L	V6 Cyl	Front Right	10157	83624
2003-02	3.7L	V6 Cyl	Undercar Rear	10155	83165

**PATRIOT**

2015-07	2.0L	L4 Cyl	Undercar	20411	-
2015-07	2.4L	L4 Cyl	FWD, Undercar	20411	-
2013-07	2.4L	L4 Cyl	Front	20417	-
2010-09	2.0L	L4 Cyl	4WD, Standard, Undercar Rear	20421	71278
2010-09	2.0L	L4 Cyl	Front	20417	-
2010-07	2.4L	L4 Cyl	4WD, Standard, Undercar Rear	20421	71278

**SCRAMBLER**

1985-84	4.2L	L6 Cyl	Undercar	10139	70419
1985-81	4.2L	L6 Cyl	Undercar; w Air Tube	10139	70419
1983-81	2.5L	L4 Cyl	Undercar	10142	70318
1981	4.2L	L6 Cyl	Undercar; w/o Air Tube	10142	70318

**WAGONEER**

1990-87	4.0L	L6 Cyl	Undercar; w/o Air Tube	10145	70317
1987-86	2.5L	L4 Cyl	Undercar	10145	70317
1986-84	2.5L	L4 Cyl	Undercar; w Air Tube	10152	70419
1986-84	2.8L	V6 Cyl	Undercar	10152	70419
1986-84	2.8L	V6 Cyl	Undercar; w Air Tube	10152	70419

APPLICATIONS

Year

Liters

Cyl

Comments

Direct Fit #

Universal #

## JEEP (Con't)

### WAGONEER (Cont'd)

1984	2.5L	L4 Cyl	Undercar	10152	70419
1983-81	4.2L	L6 Cyl	Undercar; w Air Tube	10139	70419
1983-81	5.9L	V8 Cyl	Undercar; w Air Tube	10140	70423
1981-80	4.2L	L6 Cyl	Undercar; w/o Air Tube	10142	70318
1980-79	5.9L	V8 Cyl	Undercar	10142	70318
1978	5.9L	V8 Cyl	Undercar	10131	70317

### WRANGLER

2009-07	3.8L	V6 Cyl	Undercar Front	20398	-
2006-04	4.0L	L6 Cyl	Undercar Front	20379	-
2006-04	4.0L	L6 Cyl	Undercar Rear	-	83176
2003-00	4.0L	L6 Cyl	CA Emissions; Undercar Front	20367	82204
2002-00	4.0L	L6 Cyl	Undercar Rear	10156	83166
2000-97	4.0L	L6 Cyl	Federal Emissions; Undercar	10161	85286
2000	2.5L	L4 Cyl	Undercar Rear; To 1/24/00	10160	82725
1999-97	2.5L	L4 Cyl	Undercar Rear	10160	82725
1995-93	2.5L	L4 Cyl	Undercar	10147	70317
1995-93	4.0L	L6 Cyl	Undercar	10147	83705
1992-91	2.5L	L4 Cyl	Undercar; w/o Air Tube	10145	-
1992-91	4.0L	L6 Cyl	Undercar	-	70317
1992-91	4.0L	L6 Cyl	Undercar; w/o Air Tube	10145	-
1992	2.5L	L4 Cyl	Undercar	-	70317
1991-87	2.5L	L4 Cyl	Undercar; w Air Tube	10152	-
1991	2.5L	L4 Cyl	Undercar	-	70317 70419
1990-87	2.5L	L4 Cyl	Undercar	-	70419
1990-87	4.2L	L6 Cyl	Undercar	-	70421
1990-87	4.2L	L6 Cyl	Undercar; w Air Tube	10152	-

## KIA

### AMANTI

2009-07	3.8L	V6 Cyl	Undercar Rear	40788	71279
2009-07	3.8L	V6 Cyl	Firewall Side	40794	-
2009-07	3.8L	V6 Cyl	Radiator Side	40793	-
2006-04	3.5L	V6 Cyl	Firewall Side; Precat	40683	-
2006-04	3.5L	V6 Cyl	Radiator Side; Precat	40682	-
2006-04	3.5L	V6 Cyl	Undercar Rear	40754	71316

### FORTE

2013-10	2.4L	L4 Cyl	ULEV Emissions; Undercar Rear	40790	-
2012-10	2.4L	L4 Cyl	Federal Emissions; Undercar Rear	41051	-
2011-10	2.4L	L4 Cyl	Standard, PZEV Emissions; Undercar Rear	40790	-

### FORTE KOUP

2012-10	2.4L	L4 Cyl	Federal Emissions; Undercar Rear	41051	-
---------	------	--------	----------------------------------	-------	---

APPLICATIONS

Year

Liters

Cyl

Comments

Direct Fit #

Universal #

**KIA (Con't)**

**OPTIMA**

2015-12	2.4L	L4 Cyl	GAS, Front; exc. Hybrid	40963	-
2015-11	2.4L	L4 Cyl	Automatic, PZEV Emissions; Undercar Rear	40790	-
2013-12	2.4L	L4 Cyl	ULEV Emissions; Undercar Rear	40897	-
2010-09	2.4L	L4 Cyl	Undercar Rear	40790	-
2008-07	2.4L	L4 Cyl	Undercar Rear	40790	70257
2008-07	2.4L	L4 Cyl	Front Manifold	40876	-
2008-07	2.7L	V6 Cyl	Radiator Side	41010	-
2008-06	2.4L	L4 Cyl	Undercar Front	-	70362
2006	2.4L	L4 Cyl	3 VIN, Undercar Rear	40790	-
2006	2.4L	L4 Cyl	6 VIN, Front Precat	40516	-
2006	2.4L	L4 Cyl	6 VIN, Undercar Rear	40404	83164
2006	2.4L	L4 Cyl	3 VIN, Front Manifold	40876	-
2006	2.7L	V6 Cyl	8 VIN, Undercar	40858	71316
2006	2.7L	V6 Cyl	4 VIN, Radiator Side	41010	-
2006	2.7L	V6 Cyl	8 VIN, Firewall Side	40795	-
2006	2.7L	V6 Cyl	8 VIN, Radiator Side	40796	-
2005-02	2.7L	V6 Cyl	Undercar Rear	40858	71316
2005-02	2.7L	V6 Cyl	Firewall Side	40795	-
2005-02	2.7L	V6 Cyl	Radiator Side	40796	-
2005-01	2.4L	L4 Cyl	Front Precat	40516	-
2005-01	2.4L	L4 Cyl	Undercar Rear	40404	83164
2001	2.5L	V6 Cyl	Undercar Rear	40858	-
2001	2.5L	V6 Cyl	Firewall Side	40795	-
2001	2.5L	V6 Cyl	Radiator Side	40796	-

**RIO**

2016-12	1.6L	L4 Cyl	Undercar Rear; OE is a One Piece Welded Assembly	41068	-
2016-12	1.6L	L4 Cyl	Front	40972	-
2011-07	1.6L	L4 Cyl	SX, Front	40719	-
2011-06	1.6L	L4 Cyl	Undercar Rear	40720	70257
2011-06	1.6L	L4 Cyl	Base, Front	40719	-
2011-06	1.6L	L4 Cyl	LX, Front	40719	-
2005-03	1.6L	L4 Cyl	Front	40653	-
2002-01	1.5L	L4 Cyl	Undercar Rear	41062	-
2002-01	1.5L	L4 Cyl	Front	40785	-

**RIO5**

2011-08	1.6L	L4 Cyl	EX, Front	40719	-
2011-08	1.6L	L4 Cyl	EX Convenience, Front	40719	-
2011-08	1.6L	L4 Cyl	EX Sport, Front	40719	-
2011-08	1.6L	L4 Cyl	LX, Front	40719	-
2011-06	1.6L	L4 Cyl	Undercar Rear	40720	-
2011-06	1.6L	L4 Cyl	SX, Front	40719	-

APPLICATIONS

Year

Liters

Cyl

Comments

Direct Fit #

Universal #

## KIA (Con't)

### RONDO

2010-07	2.4L	L4 Cyl	Undercar Rear	40790	70257
2010-07	2.7L	V6 Cyl	Radiator Side	41010	-

### SEDONA

2016-15	3.3L	V6 Cyl	Undercar	41113	-
2016-15	3.3L	V6 Cyl	Firewall Side	41112	-
2016-15	3.3L	V6 Cyl	Radiator Side	41111	-
2010-06	3.8L	V6 Cyl	Undercar Rear	41059	-
2010-06	3.8L	V6 Cyl	Firewall Side	40794	-
2010-06	3.8L	V6 Cyl	Radiator Side	40793	-
2005-02	3.5L	V6 Cyl	Firewall Side; Precat	40683	-
2005-02	3.5L	V6 Cyl	Radiator Side; Precat	40682	-
2005-02	3.5L	V6 Cyl	Undercar Rear	40647	-

### SEPHIA

2001-00	1.8L	L4 Cyl	Automatic, Undercar Rear	40253	83164
2001-00	1.8L	L4 Cyl	Standard, Undercar Rear	40254	83164
2001-98	1.8L	L4 Cyl	Front Precat	40429	-
1997-95	1.8L	L4 Cyl	Undercar	40357	82724

### SORENTO

2013-11	2.4L	L4 Cyl	Undercar Rear	41049	-
2013-11	2.4L	L4 Cyl	Front	40964	-
2013-11	3.5L	V6 Cyl	Firewall Side	41025	-
2013-11	3.5L	V6 Cyl	Radiator Side	41026	-
2009-08	3.3L	V6 Cyl	Rear Left	41092	-
2009-08	3.3L	V6 Cyl	Rear Right	41092	-
2009-08	3.3L	V6 Cyl	Left Manifold	40968	-
2009-08	3.3L	V6 Cyl	Right Manifold	40969	-
2009-07	3.8L	V6 Cyl	Rear Left	41092	70248
2009-07	3.8L	V6 Cyl	Rear Right	41092	70248
2009-07	3.8L	V6 Cyl	Left Manifold	40968	-
2009-07	3.8L	V6 Cyl	Right Manifold	40969	-
2006-03	3.5L	V6 Cyl	Front Left	40735	-
2006-03	3.5L	V6 Cyl	Front Right	40735	-
2006-03	3.5L	V6 Cyl	Undercar Rear	40798	70318

### SOUL

2016-12	1.6L	L4 Cyl	Front	40972	-
2013-12	2.0L	L4 Cyl	Undercar	41142	-
2011-10	2.0L	L4 Cyl	Undercar Rear	-	70216
2011-10	2.0L	L4 Cyl	Undercar Rear; 13" OAL	40667	-
2011-10	2.0L	L4 Cyl	Front	40666	-

### SPECTRA

2009-07	2.0L	L4 Cyl	CA Emissions; Undercar Rear	40789	-
---------	------	--------	-----------------------------	-------	---

Year

Liters

Cyl

Comments

Direct Fit #

Universal #

**KIA (Con't)**

**SPECTRA (Cont'd)**

2009-07	2.0L	L4 Cyl	Federal Emissions; Undercar Rear; 10 1/4" OAL	41070	-
2009-04	2.0L	L4 Cyl	Front; Curved Outlet	40846	-
2009-04	2.0L	L4 Cyl	Front; Straight Outlet	40666	-
2006-04	2.0L	L4 Cyl	Automatic, Federal Emissions; Undercar Rear	40960	-
2004-03	1.8L	L4 Cyl	Front	41004	-
2004-00	1.8L	L4 Cyl	CA Emissions; Undercar Rear	40250	83164
2002-00	1.8L	L4 Cyl	CA Emissions; Front Precat	40429	-
2002-00	1.8L	L4 Cyl	Federal Emissions; Undercar	40253	83164
2002	1.8L	L4 Cyl	Sedan, Front	41004	-

**SPECTRA5**

2009-07	2.0L	L4 Cyl	CA Emissions; Undercar Rear	40789	-
2009-07	2.0L	L4 Cyl	Federal Emissions; Undercar Rear; 10 1/4" OAL	41070	-
2009-05	2.0L	L4 Cyl	Front; Curved Outlet	40846	-
2009-05	2.0L	L4 Cyl	Front; Straight Outlet	40666	-
2007-05	2.0L	L4 Cyl	Automatic, Federal Emissions; Undercar Rear	40960	-

**SPORTAGE**

2017	2.4L	L4 Cyl	Undercar	41133	-
2017	2.4L	L4 Cyl	Undercar Rear	-	70259
2016-14	2.4L	L4 Cyl	CA Emissions; Front Manifold	41131	-
2010-05	2.7L	V6 Cyl	Undercar Rear	40808	-
2010-05	2.7L	V6 Cyl	AWD, Firewall Side	41027	-
2010-05	2.7L	V6 Cyl	FWD, Firewall Side	40807	-
2010-05	2.7L	V6 Cyl	Radiator Side	40806	-
2009-05	2.0L	L4 Cyl	Undercar Rear	40737	70316
2008-05	2.0L	L4 Cyl	Front	40736	-
2002-01	2.0L	L4 Cyl	Automatic, Front Precat	40241	-
2002-01	2.0L	L4 Cyl	Automatic, Undercar Rear	40247	83164
2002-98	2.0L	L4 Cyl	Front Precat; w/o Front Pipe	40423	-
2000-98	2.0L	L4 Cyl	Front Precat	40242	-
2000-98	2.0L	L4 Cyl	Undercar Rear	-	83164 83174
2000-98	2.0L	L4 Cyl	Undercar Rear; w/o Front Pipe	40354	-
2000-98	2.0L	L4 Cyl	Undercar Rear; w Front Pipe	40254	-
1997-96	2.0L	L4 Cyl	Undercar	40236	83164
1995	2.0L	L4 Cyl	Undercar	40228	82724

**LAND ROVER**

**DEFENDER 90**

1997	4.0L	V8 Cyl	Undercar	40469	-
1997	4.0L	V8 Cyl	Undercar Left	-	83804
1997	4.0L	V8 Cyl	Undercar Right	-	83173
1995-94	3.9L	V8 Cyl	Undercar	40459	-
1995-94	3.9L	V8 Cyl	Undercar Left	-	82724

APPLICATIONS

Year

Liters

Cyl

Comments

Direct Fit #

Universal #

## LAND ROVER (Con't)

### DEFENDER 90 (Cont'd)

1995-94	3.9L	V8 Cyl	Undercar Right	-	71316
---------	------	--------	----------------	---	-------

### DISCOVERY

1999	4.0L	V8 Cyl	SD, CA Emissions; Undercar; exc. Series II	40469	89514
1999	4.0L	V8 Cyl	SD, Federal Emissions; Undercar; exc. Series II	40460	-
1999	4.0L	V8 Cyl	SD, Federal Emissions; Undercar Left; exc. Series II	-	83173
1998-97	4.0L	V8 Cyl	LSE, Federal Emissions; Undercar; exc. Series II	40460	-
1998-97	4.0L	V8 Cyl	LSE, Federal Emissions; Undercar Left; exc. Series II	-	83173
1998	4.0L	V8 Cyl	50th Anniversary Edition, Federal Emissions; Undercar; exc. Series II	40460	-
1998	4.0L	V8 Cyl	50th Anniversary Edition, Federal Emissions; Undercar Left; exc. Series II	-	83173
1998	4.0L	V8 Cyl	LE, Federal Emissions; Undercar; exc. Series II	40460	-
1998	4.0L	V8 Cyl	LE, Federal Emissions; Undercar Left; exc. Series II	-	83173
1997	4.0L	V8 Cyl	SD, Federal Emissions; Undercar; exc. Series II	40460	-
1997	4.0L	V8 Cyl	SD, Federal Emissions; Undercar Left; exc. Series II	-	83173
1997	4.0L	V8 Cyl	SE, Federal Emissions; Undercar; exc. Series II	40460	-
1997	4.0L	V8 Cyl	SE, Federal Emissions; Undercar Left; exc. Series II	-	83173
1995-94	3.9L	V8 Cyl	Undercar	40459	-
1995-94	3.9L	V8 Cyl	Undercar Left	-	82724
1995-94	3.9L	V8 Cyl	Undercar Right	-	71316

### FREELANDER

2005-02	2.5L	V6 Cyl	Front Right	40589	-
2003-02	2.5L	V6 Cyl	Radiator Side	40588	-

### LR2

2012-08	3.2L	L6 Cyl	Driver Side	40974	-
2012-08	3.2L	L6 Cyl	Passenger Side	40973	-

### RANGE ROVER

2006	4.2L	V8 Cyl	Undercar Left	40928	-
2006	4.2L	V8 Cyl	Undercar Right	40929	-
2006	4.4L	V8 Cyl	Undercar Left	40928	-
2006	4.4L	V8 Cyl	Undercar Right	40929	-
2005-03	4.4L	V8 Cyl	Undercar Left	41102	-
2005-03	4.4L	V8 Cyl	Undercar Right	41103	-
2002-99	4.6L	V8 Cyl	Undercar	41024	-
2000-99	4.0L	V8 Cyl	Undercar	41024	-
1997-95	4.0L	V8 Cyl	Undercar	40492	89514
1995-93	4.2L	V8 Cyl	Undercar	40467	71316

## LEXUS

### ES250

1991-90	2.5L	V6 Cyl	Undercar	40008	70421
---------	------	--------	----------	-------	-------

### ES300

2003-02	3.0L	V6 Cyl	Undercar Rear	40782	-
---------	------	--------	---------------	-------	---

Year

Liters

Cyl

Comments

Direct Fit #

Universal #

**LEXUS (Con't)**

**ES300 (Cont'd)**

2003-02	3.0L	V6 Cyl	Base, Firewall Side	40721	-
2003-02	3.0L	V6 Cyl	Radiator Side	40663	-
2001-99	3.0L	V6 Cyl	Undercar	40921	82364
2001-99	3.0L	V6 Cyl	Undercar Rear	-	82725
2001-99	3.0L	V6 Cyl	Undercar Rear; w Resonator	40371	-
2001-99	3.0L	V6 Cyl	Base, Radiator Side	40564	-
1999-96	3.0L	V6 Cyl	CA Emissions; Undercar	40391	-
1999-96	3.0L	V6 Cyl	CA Emissions; Undercar Rear	-	82724
1998-97	3.0L	V6 Cyl	Federal Emissions; Undercar	40361	70316
1998	3.0L	V6 Cyl	Base, CA Emissions; Radiator Side	40564	-
1996-95	3.0L	V6 Cyl	Federal Emissions; Undercar	40264	83164
1994-92	3.0L	V6 Cyl	Undercar	40355	70330

**ES330**

2006-04	3.3L	V6 Cyl	Undercar Rear	40665	-
2006-04	3.3L	V6 Cyl	Firewall Side	40664	-
2006-04	3.3L	V6 Cyl	Radiator Side	40663	-

**ES350**

2012-07	3.5L	V6 Cyl	Firewall Side	40673	-
2012-07	3.5L	V6 Cyl	Radiator Side	40672	-
2012	3.5L	V6 Cyl	Undercar Rear	40709	-
2011-07	3.5L	V6 Cyl	Undercar Rear	40709	71278

**GS300**

2005-98	3.0L	L6 Cyl	Undercar Rear	-	83165 83166
2005-98	3.0L	L6 Cyl	Undercar Rear; 41" OAL	40386	-
2005-98	3.0L	L6 Cyl	Undercar Rear; 45" OAL	40590	-
2005-98	3.0L	L6 Cyl	Front	40486	-
1994-93	3.0L	L6 Cyl	Front	41057	-

**GS400**

2000-98	4.0L	V8 Cyl	Front Left	40523	-
2000-98	4.0L	V8 Cyl	Front Right	40523	82465

**GS430**

2007-01	4.3L	V8 Cyl	Front Left	40523	82725
2007-01	4.3L	V8 Cyl	Front Right	40523	82725
2005-01	4.3L	V8 Cyl	Base, Undercar Rear	40713	70318

**GX470**

2009-05	4.7L	V8 Cyl	Rear Left	40623	82565
2009-05	4.7L	V8 Cyl	Rear Right	40624	82565
2009-05	4.7L	V8 Cyl	Left	40827	-
2009-05	4.7L	V8 Cyl	Right	40828	-
2004-03	4.7L	V8 Cyl	Undercar Rear	41055	-

APPLICATIONS



Year

Liters

Cyl

Comments

Direct Fit #

Universal #

## LEXUS (Con't)

### GX470 (Cont'd)

2004-03	4.7L	V8 Cyl	Left	41005	-
2004-03	4.7L	V8 Cyl	Right	41006	-

### IS250

2012-06	2.5L	V6 Cyl	RWD, Undercar Rear	40966	-
2012-06	2.5L	V6 Cyl	AWD, Left	40853	-
2012-06	2.5L	V6 Cyl	AWD, Right	40854	-

### IS300

2005-01	3.0L	L6 Cyl	Front	40486	-
---------	------	--------	-------	-------	---

### IS350

2012-06	3.5L	V6 Cyl	RWD, Undercar Left	-	70248
2012-06	3.5L	V6 Cyl	RWD, Undercar Rear	40966	-
2012-06	3.5L	V6 Cyl	RWD, Undercar Right	-	70248

### LS400

2000-99	4.0L	V8 Cyl	Undercar Left	40453	82465
2000-99	4.0L	V8 Cyl	Undercar Right	40454	82465
1998	4.0L	V8 Cyl	Front Left	40528	82724
1998	4.0L	V8 Cyl	Front Right	40529	82724
1997-95	4.0L	V8 Cyl	Undercar Rear	-	70317 70318
1997-95	4.0L	V8 Cyl	Undercar Rear; Slip-Fit	40877	-
1997-90	4.0L	V8 Cyl	Front Left	40303	82725
1997-90	4.0L	V8 Cyl	Front Right	40303	82725
1994-90	4.0L	V8 Cyl	Undercar Rear	-	70318
1994-90	4.0L	V8 Cyl	Undercar Rear; Flanged Outlet	40878	-

### LS430

2006-01	4.3L	V8 Cyl	Front Left	40523	82725
2006-01	4.3L	V8 Cyl	Front Right	40523	82725
2006-01	4.3L	V8 Cyl	Undercar Rear	41039	-

### LS460

2013-09	4.6L	V8 Cyl	AWD, Left Manifold	41134	-
2013-09	4.6L	V8 Cyl	AWD, Right Manifold	41135	-

### LS600H

2015-08	5.0L	V8 Cyl	AWD, Right Manifold	41135	-
2015-08	5.0L	V8 Cyl	Left Manifold	41134	-

### LX450

1997-96	4.5L	L6 Cyl	Undercar Front	40437	83166
1997-96	4.5L	L6 Cyl	Undercar Rear	40449	83165

### LX470

2002-98	4.7L	V8 Cyl	Undercar Front	-	92154
2002-98	4.7L	V8 Cyl	Undercar Left	40838	-

Year

Liters

Cyl

Comments

Direct Fit #

Universal #

**LEXUS (Con't)**

**LX470 (Cont'd)**

2002-98	4.7L	V8 Cyl	Undercar Rear	-	92154
2002-98	4.7L	V8 Cyl	Undercar Right	40838	-

**RX300**

2003-99	3.0L	V6 Cyl	Firewall Side	40761	-
2003-99	3.0L	V6 Cyl	Radiator Side; Precat	40470	-
2003-99	3.0L	V6 Cyl	Undercar Rear	40786 41034	92466

**RX330**

2006-04	3.3L	V6 Cyl	Undercar Rear	40750	70258
2006-04	3.3L	V6 Cyl	Firewall Side	40642	-
2006-04	3.3L	V6 Cyl	Radiator Side	40373	-

**RX350**

2015-10	3.5L	V6 Cyl	Firewall Side	41101	-
2015-07	3.5L	V6 Cyl	Radiator Side	40813	-
2009-07	3.5L	V6 Cyl	Undercar Rear	40619	-
2009-07	3.5L	V6 Cyl	Firewall Side	41029	-

**RX400H**

2008-06	3.3L	V6 Cyl	Undercar Rear	40970	70258
2008-06	3.3L	V6 Cyl	Firewall Side	40784	-
2008-06	3.3L	V6 Cyl	Radiator Side	40373	-

**SC300**

2000-99	3.0L	L6 Cyl	Front	40486	-
1994-93	3.0L	L6 Cyl	Front	41057	-

**SC400**

1997-92	4.0L	V8 Cyl	Undercar Left	40303	-
1997-92	4.0L	V8 Cyl	Undercar Rear	-	70318
1997-92	4.0L	V8 Cyl	Undercar Rear; Flanged Outlet	40878	-
1997-92	4.0L	V8 Cyl	Undercar Right	41047	-

**SC430**

2010-02	4.3L	V8 Cyl	Undercar Rear	-	70217
2010-02	4.3L	V8 Cyl	Undercar Rear; Y-Pipe Unit	40847	-
2009-02	4.3L	V8 Cyl	Front Left	40523	82725
2006-02	4.3L	V8 Cyl	Front Right	40523	82725

**LINCOLN**

**AVIATOR**

2005-03	4.6L	V8 Cyl	Undercar	30487	82565
---------	------	--------	----------	-------	-------

**BLACKWOOD**

2002	5.4L	V8 Cyl	Base, Undercar Left	30438	83425
2002	5.4L	V8 Cyl	Base, Undercar Right	30439	83624

APPLICATIONS

Year

Liters

Cyl

Comments

Direct Fit #

Universal #

## LINCOLN (Con't)

### CONTINENTAL

2002-98	4.6L	V8 Cyl	Undercar Front	30431	70317 83624
2002-98	4.6L	V8 Cyl	Undercar Rear	30351	83515
1997-95	4.6L	V8 Cyl	Front Right	-	70362
1997-95	4.6L	V8 Cyl	Undercar Front	30350	70317
1997-95	4.6L	V8 Cyl	Undercar Rear	30351	82464
1994-91	3.8L	V6 Cyl	Undercar	30294	70382
1990	3.8L	V6 Cyl	Undercar; From 11/01/89	30294	70382
1990	3.8L	V6 Cyl	Undercar Front; To 11/1/89	-	70419
1990	3.8L	V6 Cyl	Undercar Rear; To 11/1/89	30244	70421
1989-88	3.8L	V6 Cyl	Undercar Front	-	70419
1989-88	3.8L	V6 Cyl	Undercar Rear	30244	70421
1987-85	5.0L	V8 Cyl	Undercar; Dual Exhaust System	-	71317
1987-85	5.0L	V8 Cyl	Undercar Rear; Single Exhaust System	30261	70317
1984-83	5.0L	V8 Cyl	Undercar; Single Exhaust System	-	70421
1982	3.8L	V6 Cyl	Undercar	-	70421
1982	3.8L	V6 Cyl	Undercar; Transverse Converter	30032	-

### LS

2006-03	3.9L	V8 Cyl	Undercar	30531	-
2006-03	3.9L	V8 Cyl	Undercar Front	-	83805
2005-03	3.0L	V6 Cyl	Undercar Left	30500	83515
2005-03	3.0L	V6 Cyl	Undercar Right	30501	83515
2002-00	3.0L	V6 Cyl	Undercar Left	30461	83515
2002-00	3.0L	V6 Cyl	Undercar Right	30462	83515
2002-00	3.9L	V8 Cyl	Undercar Left	30409	83805
2002-00	3.9L	V8 Cyl	Undercar Right	30410	83805

### MARK LT

2008-07	5.4L	V8 Cyl	4WD, CA Emissions; Undercar Left; w Base Payload	30509	-
2008-07	5.4L	V8 Cyl	4WD, CA Emissions; Undercar Right; w Base Payload	30510	-
2007-06	5.4L	V8 Cyl	Rear Left	-	71279
2006	5.4L	V8 Cyl	4WD, CA Emissions; Front Left; Under 8500 lbs.	-	83624
2006	5.4L	V8 Cyl	4WD, CA Emissions; Undercar Front; Under 8500 lbs.	-	83624
2006	5.4L	V8 Cyl	4WD, CA Emissions; Undercar Left; w Base Payload; From 8500 lbs.	30509	-
2006	5.4L	V8 Cyl	4WD, CA Emissions; Undercar Left; w Base Payload; Under 8500 lbs.	30494	-
2006	5.4L	V8 Cyl	4WD, CA Emissions; Undercar Right; w Base Payload; From 8500 lbs.	30510	-
2006	5.4L	V8 Cyl	4WD, CA Emissions; Undercar Right; w Base Payload; Under 8500 lbs.	30495	-

### MARK VI

1983-80	5.0L	V8 Cyl	Undercar Left	30203	70421
1983-80	5.0L	V8 Cyl	Undercar Right	30204	70421

### MARK VII

1991-87	5.0L	V8 Cyl	Undercar; Dual Exhaust System	-	71317
1987-86	5.0L	V8 Cyl	Undercar Rear	30261	70317

Year

Liters

Cyl

Comments

Direct Fit #

Universal #

**LINCOLN (Con't)**

**MARK VII (Cont'd)**

1985-84	5.0L	V8 Cyl	Undercar	-	70421
---------	------	--------	----------	---	-------

**MARK VIII**

1998-96	4.6L	V8 Cyl	Front Left; Single Outlet	-	83805
1998-96	4.6L	V8 Cyl	Front Right; Single Outlet	30446	83164
1998-96	4.6L	V8 Cyl	Rear Right; Dual Outlet	-	83804
1998-96	4.6L	V8 Cyl	Undercar Rear	-	70914
1998-96	4.6L	V8 Cyl	Undercar Right; Dual Outlet	30382	-
1995-93	4.6L	V8 Cyl	Undercar Left	-	70382
1995-93	4.6L	V8 Cyl	Undercar Right	-	70384
1995-93	4.6L	V8 Cyl	Left	30368	-

**MKS**

2015-13	3.7L	V6 Cyl	Firewall Side	30585	-
2015-13	3.7L	V6 Cyl	Radiator Side	30584	-
2010-09	3.7L	V6 Cyl	Naturally Aspirated, Firewall Side; Precat	30533	-
2010-09	3.7L	V6 Cyl	Naturally Aspirated, Radiator Side; Precat	30530	-

**MKT**

2015-13	3.7L	V6 Cyl	Firewall Side	30585	-
2015-13	3.7L	V6 Cyl	Radiator Side	30584	-

**MKX**

2014-11	3.7L	V6 Cyl	Firewall Side; Precat	30557	-
2014-11	3.7L	V6 Cyl	Radiator Side	30555	-
2010-07	3.5L	V6 Cyl	Naturally Aspirated, Firewall Side; Precat	30533	-
2010-07	3.5L	V6 Cyl	Naturally Aspirated, Radiator Side; Precat	30530	-

**MKZ**

2010-07	3.5L	V6 Cyl	Naturally Aspirated, Firewall Side; Precat	30533	-
2010-07	3.5L	V6 Cyl	Naturally Aspirated, Radiator Side; Precat	30530	-

**NAVIGATOR**

2013-07	5.4L	V8 Cyl	Undercar Left	30496	92626
2013-07	5.4L	V8 Cyl	Undercar Right	30497	92626
2006-05	5.4L	V8 Cyl	Undercar Left	30511	-
2006-05	5.4L	V8 Cyl	Undercar Right	30512	92776
2004-03	5.4L	V8 Cyl	Front Left	-	83804
2004-03	5.4L	V8 Cyl	Front Right	-	83425
2004-03	5.4L	V8 Cyl	Undercar Left	30442	-
2004-03	5.4L	V8 Cyl	Undercar Rear	-	83175
2004-03	5.4L	V8 Cyl	Undercar Right	30443	92776
2000-99	5.4L	V8 Cyl	4WD, Undercar Front	-	83424
2000-99	5.4L	V8 Cyl	4WD, Undercar Left	30535	-
2000-99	5.4L	V8 Cyl	4WD, Undercar Right	30536	-
2000-98	5.4L	V8 Cyl	Undercar Rear	-	83176
1998	5.4L	V8 Cyl	4WD, Undercar Front; 2 Converters per Side	-	83625

APPLICATIONS

Year

Liters

Cyl

Comments

Direct Fit #

Universal #

## LINCOLN (Con't)

### NAVIGATOR (Cont'd)

1998	5.4L	V8 Cyl	4WD, Undercar Left; 2 Converters per Side	30376	-
1998	5.4L	V8 Cyl	4WD, Undercar Right; 2 Converters per Side	30377	-

### TOWN CAR

2011-03	4.6L	V8 Cyl	Undercar Front	-	83805
2011-03	4.6L	V8 Cyl	Undercar Left	30383	-
2011-03	4.6L	V8 Cyl	Undercar Right	30384	-
2009-03	4.6L	V8 Cyl	Undercar Rear	-	70317
2002	4.6L	V8 Cyl	Rear Right; To 6/2/02	-	83165
2002	4.6L	V8 Cyl	Undercar Front; From 6/3/02	-	83805
2002	4.6L	V8 Cyl	Undercar Front; To 6/2/02	-	83624
2002	4.6L	V8 Cyl	Undercar Left; From 6/3/02	30383	-
2002	4.6L	V8 Cyl	Undercar Left; To 6/3/02	30315	-
2002	4.6L	V8 Cyl	Undercar Rear; From 6/3/02	-	70317
2002	4.6L	V8 Cyl	Undercar Right; From 6/3/02	30384	-
2002	4.6L	V8 Cyl	Undercar Right; To 6/3/02	30316	-
2001-96	4.6L	V8 Cyl	Rear Right	-	83165
2001-96	4.6L	V8 Cyl	Undercar Front	-	83624
2001-96	4.6L	V8 Cyl	Undercar Left	30315	-
2001-96	4.6L	V8 Cyl	Undercar Right	30316	-
1995	4.6L	V8 Cyl	Undercar Left	30301	70317
1995	4.6L	V8 Cyl	Undercar Right	30302	70317
1994-91	4.6L	V8 Cyl	Undercar Left	30287	70316
1994-91	4.6L	V8 Cyl	Undercar Right	30286	70316
1990-86	5.0L	V8 Cyl	Front Left	-	70316
1990-86	5.0L	V8 Cyl	Front Right	-	70419
1990-86	5.0L	V8 Cyl	Undercar Left	30269	-
1990-86	5.0L	V8 Cyl	Undercar Right	30268	-
1985-81	5.0L	V8 Cyl	Undercar Left	30203	70421
1985-81	5.0L	V8 Cyl	Undercar Right	30204	70421
1982	5.0L	V8 Cyl	Undercar	-	70421
1982	5.0L	V8 Cyl	Undercar; Transverse Converter	30032	-

### ZEPHYR

2006	3.0L	V6 Cyl	Undercar Rear	30550	-
2006	3.0L	V6 Cyl	Firewall Side	30564	-
2006	3.0L	V6 Cyl	Radiator Side	30548	-

## MAZDA

2014-11	1.5L	L4 Cyl	Front	40932	-
---------	------	--------	-------	-------	---

2013-12	2.0L	L4 Cyl	exc. SkyActiv; Front Manifold	41120	-
2012-10	2.0L	L4 Cyl	Undercar Rear	41054	-

Year

Liters

Cyl

Comments

Direct Fit #

Universal #

**MAZDA (Con't)**

**3 (Cont'd)**

2009-07	2.0L	L4 Cyl	Federal Emissions; Undercar Rear; For use with Aftermarket Pipe	41077	-
2009-07	2.0L	L4 Cyl	Federal Emissions; Undercar Rear; For use with OE Pipe	41079	-
2009-07	2.0L	L4 Cyl	PZEV Emissions; Undercar Rear	41093	92465
2009-07	2.3L	L4 Cyl	Naturally Aspirated, Federal Emissions; Undercar Rear; For use with OE Pipe	41079	-
2009-07	2.3L	L4 Cyl	Naturally Aspirated, Federal Emissions; Front	40856	-
2009-04	2.0L	L4 Cyl	CA Emissions; Front	40857	-
2009	2.3L	L4 Cyl	Naturally Aspirated, Sedan, Federal Emissions; Undercar Rear; For use with Aftermarket Pipe	41077	-
2008-07	2.3L	L4 Cyl	Naturally Aspirated, Federal Emissions; Undercar Rear; For use with Aftermarket Pipe	41077	-
2007	2.3L	L4 Cyl	Federal Emissions; Undercar Rear; For use with OE Pipe	41079	-
2006-04	2.0L	L4 Cyl	Naturally Aspirated, Federal Emissions; Front	40908	-
2006-04	2.3L	L4 Cyl	Front	40856	-

**3 SPORT**

2012	2.5L	L4 Cyl	Undercar Rear	41054	-
------	------	--------	---------------	-------	---

**5**

2015-12	2.5L	L4 Cyl	Automatic, Undercar Rear	41125	70258
2010-08	2.3L	L4 Cyl	Front	40856	-
2010-06	2.3L	L4 Cyl	Undercar Rear	-	70258
2010-06	2.3L	L4 Cyl	Undercar Rear; Does NOT Include Resonator Pipe	41125	-

**6**

2013-09	2.5L	L4 Cyl	Undercar Rear	41117	-
2013-09	3.7L	V6 Cyl	Firewall Side; Precat	30566	-
2013-09	3.7L	V6 Cyl	Naturally Aspirated, Radiator Side; Precat	30530	-
2008-06	3.0L	V6 Cyl	Undercar Rear	41038	-
2008-06	3.0L	V6 Cyl	Firewall Side	40914	-
2008-06	3.0L	V6 Cyl	Radiator Side	40913	-
2008-03	2.3L	L4 Cyl	Naturally Aspirated, Automatic, Federal Emissions; Undercar	40659	82615
2006-05	2.3L	L4 Cyl	Naturally Aspirated, CA Emissions; Front	40883	-
2005-03	3.0L	V6 Cyl	Undercar	40626	83425
2005-03	3.0L	V6 Cyl	Undercar Rear	40627	82774
2005-03	3.0L	V6 Cyl	Firewall Side	40614	-
2005-03	3.0L	V6 Cyl	Radiator Side	40615	-

**323**

1994-90	1.6L	L4 Cyl	FWD, Undercar	40113	70316
1991-90	1.8L	L4 Cyl	FWD, Undercar	40113	70316
1989-86	1.6L	L4 Cyl	Undercar	40102	70419

**626**

2002-01	2.0L	L4 Cyl	Front Precat	40495	-
2002-01	2.0L	L4 Cyl	Undercar Rear	40478	83174
2002-00	2.5L	V6 Cyl	Automatic, Firewall Side	41058	-
2000-98	2.0L	L4 Cyl	CA Emissions; Undercar Rear	40478	83174

APPLICATIONS

Year

Liters

Cyl

Comments

Direct Fit #

Universal #

## MAZDA (Con't)

### 626 (Cont'd)

2000-98	2.0L	L4 Cyl	Federal Emissions; Undercar Rear	40362	83174
2000	2.0L	L4 Cyl	CA Emissions; Front Precat	40495	-
1999-98	2.0L	L4 Cyl	CA Emissions; Front Precat	40473	-
1997-96	2.0L	L4 Cyl	Front Precat	40269	-
1997-93	2.0L	L4 Cyl	Undercar Rear	40204	83165
1995-93	2.5L	V6 Cyl	Undercar	40188	70317
1992-88	2.2L	L4 Cyl	Automatic, Undercar	30257	70317
1992-88	2.2L	L4 Cyl	Naturally Aspirated, Standard, Undercar	-	70317
1992-88	2.2L	L4 Cyl	Standard, Undercar	30256	-
1989-88	2.2L	L4 Cyl	Turbocharged, Undercar	-	70317
1987-86	2.0L	L4 Cyl	Turbocharged, Undercar	40102	70419
1987-84	2.0L	L4 Cyl	Naturally Aspirated, FI, Undercar	40101	82724
1987-83	2.0L	L4 Cyl	Naturally Aspirated, Front Precat	40215	-
1982-79	2.0L	L4 Cyl	Undercar	40018	70316

### 929

1995-92	3.0L	V6 Cyl	Front Left	40261	70382
1995-92	3.0L	V6 Cyl	Undercar Rear	-	70317
1991-88	3.0L	V6 Cyl	SOHC, Undercar	40008	70421

### B2000

1987-86	2.0L	L4 Cyl	Front Precat	40215	-
1987-86	2.0L	L4 Cyl	Undercar Rear	40018	70316
1984	2.0L	L4 Cyl	Undercar Rear	40018	70316

### B2200

1993-90	2.2L	L4 Cyl	Undercar Front	40210	-
1993	2.2L	L4 Cyl	Undercar Rear	40018	70316
1991-90	2.2L	L4 Cyl	Undercar Rear	40018	70316
1989-87	2.2L	L4 Cyl	Federal Emissions; Undercar Front	40210	-
1989-87	2.2L	L4 Cyl	Undercar Rear	40073	70316

### B2300

2009-07	2.3L	L4 Cyl	CA Emissions; Undercar	30523	-
2009-06	2.3L	L4 Cyl	Federal Emissions; Undercar	-	71317
2006-01	2.3L	L4 Cyl	Undercar	30421	-
1997-95	2.3L	L4 Cyl	Undercar	30319	85286

### B2500

2001-98	2.5L	L4 Cyl	Undercar	30401	83175
---------	------	--------	----------	-------	-------

### B2600

1991-87	2.6L	L4 Cyl	Undercar Rear	40008	70421
1989-87	2.6L	L4 Cyl	RWD, Undercar	40356	71318
1988-87	2.6L	L4 Cyl	4WD, Undercar	40297	70382
1988-87	2.6L	L4 Cyl	Front Precat	40295	-

Year

Liters

Cyl

Comments

Direct Fit #

Universal #

**MAZDA (Con't)**

**B3000**

2008-07	3.0L	V6 Cyl	Undercar	-	70317
2008-07	3.0L	V6 Cyl	Undercar Left	30587	-
2008-07	3.0L	V6 Cyl	Undercar Right	30588	-
2006-04	3.0L	V6 Cyl	Undercar Front	30515	93425
2006-04	3.0L	V6 Cyl	Undercar Rear	30516	70330
2006-98	3.0L	V6 Cyl	CA Emissions; Undercar Rear	-	83167
2003-01	3.0L	V6 Cyl	Undercar Rear; Dual Converter System	30448	-
2003-98	3.0L	V6 Cyl	Undercar Rear; Single Converter System	30519	-
2000-98	3.0L	V6 Cyl	Undercar; Dual Converter System	30359	-
1999-98	3.0L	V6 Cyl	Federal Emissions; Undercar	-	83166
1997-95	3.0L	V6 Cyl	Undercar	30395	83166

**B4000**

2006-04	4.0L	V6 Cyl	Front Left	-	93425
2006-04	4.0L	V6 Cyl	Front Right	-	93805
2006-04	4.0L	V6 Cyl	Undercar Front Y-Pipe Unit	30532	-
2006-04	4.0L	V6 Cyl	Undercar Rear	30516	83165
2003-01	4.0L	V6 Cyl	E VIN, Undercar Rear	30448	-
2003-01	4.0L	V6 Cyl	Undercar Rear	-	83167
2003	4.0L	V6 Cyl	Undercar Front	-	83425
2002-01	4.0L	V6 Cyl	Undercar Front	30434	83425
2000-98	4.0L	V6 Cyl	Undercar; Dual Converter System	30359	-
2000-98	4.0L	V6 Cyl	Undercar Front; Dual Converter System	30475	-
2000-98	4.0L	V6 Cyl	Undercar Rear; Single Converter System	30519	-
1999-98	4.0L	V6 Cyl	Federal Emissions; Undercar	-	83166
1997-95	4.0L	V6 Cyl	Undercar	30395	83166
1994	4.0L	V6 Cyl	Undercar	30288	70318

**CX-7**

2012-10	2.5L	L4 Cyl	Undercar Rear	41127	-
2009-07	2.3L	L4 Cyl	Front Precat	40880	-
2009-07	2.3L	L4 Cyl	Undercar Rear	40881	70259

**CX-9**

2014-08	3.7L	V6 Cyl	Firewall Side; Precat	30566	-
2014-08	3.7L	V6 Cyl	Naturally Aspirated, Radiator Side; Precat	30530	-
2007	3.5L	V6 Cyl	Firewall Side; Precat	30566	-
2007	3.5L	V6 Cyl	Naturally Aspirated, Radiator Side; Precat	30530	-

**GLC**

1985-83	1.5L	L4 Cyl	Front Precat	40215	-
1985-83	1.5L	L4 Cyl	Undercar Rear	40023	82724
1982-81	1.5L	L4 Cyl	Undercar	40215	-
1980-79	1.4L	L4 Cyl	Undercar Rear	40129	70326
1978-77	1.3L	L4 Cyl	Undercar Rear	40129	70326

APPLICATIONS



Year

Liters

Cyl

Comments

Direct Fit #

Universal #

## MAZDA (Con't)

### MIATA

2005-04	1.8L	L4 Cyl	Naturally Aspirated, Undercar	41158	-
2003-01	1.8L	L4 Cyl	Undercar	40272	-
2002-99	1.8L	L4 Cyl	Automatic, Federal Emissions; Undercar Front	-	83803
2000-99	1.8L	L4 Cyl	Automatic, Federal Emissions; Undercar	40272	-
2000-99	1.8L	L4 Cyl	CA Emissions; Front Precat	40499	-
2000-99	1.8L	L4 Cyl	CA Emissions; Undercar Front	-	82725
2000-99	1.8L	L4 Cyl	Standard, Undercar Rear	40805	71277
1993-90	1.6L	L4 Cyl	Undercar	40161	70316

### MILLENNIA

2002-96	2.3L	V6 Cyl	Undercar Rear	40289	83164
2002-95	2.3L	V6 Cyl	Firewall Side	40603	-
2002-95	2.3L	V6 Cyl	Radiator Side	40602	-
1996	2.5L	V6 Cyl	Undercar	41085	-

### MPV

2006-04	3.0L	V6 Cyl	Rear Left	40534	-
2006-02	3.0L	V6 Cyl	Undercar Rear	40554	82724
2006-02	3.0L	V6 Cyl	Firewall Side	40646	-
2006-02	3.0L	V6 Cyl	Radiator Side	40645	-
2003-02	3.0L	V6 Cyl	Rear Left	40534	82724
2001-00	2.5L	V6 Cyl	CA Emissions; Undercar Rear	40716	71278
2001-00	2.5L	V6 Cyl	Firewall Side	40715	-
2001-00	2.5L	V6 Cyl	Radiator Side	40714	-
1998-96	3.0L	V6 Cyl	Undercar Front	40296	82724
1998-96	3.0L	V6 Cyl	Undercar Rear	40359	83165
1994-89	2.6L	L4 Cyl	Undercar	40109	83164
1994-89	3.0L	V6 Cyl	Undercar Rear	40109	70317

### MX-3

1994-92	1.8L	V6 Cyl	Undercar	-	70316
1993-92	1.6L	L4 Cyl	Undercar	40113	70316

### MX-5 MIATA

2015-08	2.0L	L4 Cyl	Standard, Front	41081	-
2009-06	2.0L	L4 Cyl	Undercar Rear	41087	-
2007-06	2.0L	L4 Cyl	Front	41081	-

### MX-6

1997-96	2.0L	L4 Cyl	Front Precat	40269	-
1997-93	2.0L	L4 Cyl	Undercar Rear	40204	83164
1995-93	2.5L	V6 Cyl	Undercar	40188	70317
1992-88	2.2L	L4 Cyl	Automatic, Undercar	30257	70316
1992-88	2.2L	L4 Cyl	Standard, Undercar	30256	70316
1992-88	2.2L	L4 Cyl	Undercar Rear	40204	83164
1991-88	2.2L	L4 Cyl	Turbocharged, Undercar	-	70316

Year

Liters

Cyl

Comments

Direct Fit #

Universal #

**MAZDA (Con't)**

**NAVAJO**

1994-91	4.0L	V6 Cyl	Undercar	30288	70318
---------	------	--------	----------	-------	-------

**PROTEGE**

2003-01	2.0L	L4 Cyl	Front Precat	40433	-
2003-01	2.0L	L4 Cyl	Undercar Rear	40792	71277
2001-99	1.6L	L4 Cyl	Front Precat	40433	-
2000-99	1.8L	L4 Cyl	CA Emissions; Undercar Rear	40530	82724
2000-99	1.8L	L4 Cyl	Front Precat	40433	-
1998-97	1.5L	L4 Cyl	Undercar Rear	40251	82724
1998-95	1.5L	L4 Cyl	Front Precat	40263	-
1996-95	1.5L	L4 Cyl	Undercar Rear	40229	83164
1996-95	1.8L	L4 Cyl	Undercar Rear	40229	83164
1994-90	1.8L	L4 Cyl	Undercar	40113	70316

**PROTEGE5**

2003-02	2.0L	L4 Cyl	Front Precat	40433	-
2003-02	2.0L	L4 Cyl	Undercar Rear	40792	71277

**RX-7**

1991-86	1.3L	R2 Cyl	Naturally Aspirated, Undercar; 1-piece Replacement	40137	-
1991-86	1.3L	R2 Cyl	Undercar Front	-	70384
1991-86	1.3L	R2 Cyl	Undercar Rear	40072	70317 70421
1990-86	1.3L	R2 Cyl	Turbocharged, Undercar Front	40168	70382
1985-84	1.3L	R2 Cyl	Naturally Aspirated, Undercar Front	-	70421
1985-84	1.3L	R2 Cyl	Undercar Rear	40072	70421
1983-81	1.1L	R2 Cyl	Undercar Front	40138	70248
1983-81	1.1L	R2 Cyl	Undercar Rear	40139	70421

**RX-8**

2008	1.3L	R2 Cyl	40th Anniversary Edition, Undercar	40743	-
2008	1.3L	R2 Cyl	Grand Touring, Undercar	40743	-
2008	1.3L	R2 Cyl	GS, Undercar	40743	-
2008	1.3L	R2 Cyl	GT, Undercar	40743	-
2007-04	1.3L	R2 Cyl	Base, Undercar	40743	-

**TRIBUTE**

2011-09	2.5L	L4 Cyl	7 VIN, Undercar	30572	-
2011-09	3.0L	V6 Cyl	Firewall Side; Precat	30562	-
2011-09	3.0L	V6 Cyl	Undercar Rear	30563	-
2011-09	3.0L	V6 Cyl	Radiator Side	30561	-
2008	2.3L	L4 Cyl	Front	30545	-
2008	3.0L	V6 Cyl	Undercar Rear	30411	70316
2008	3.0L	V6 Cyl	Firewall Side	30489	-
2008	3.0L	V6 Cyl	Radiator Side	30508	-
2006-05	2.3L	L4 Cyl	Undercar Rear	30411	70316

APPLICATIONS

Year

Liters

Cyl

Comments

Direct Fit #

Universal #

## MAZDA (Con't)

### TRIBUTE (Cont'd)

2006-05	2.3L	L4 Cyl	Front	30545	-
2006-01	3.0L	V6 Cyl	Undercar Rear	30411	70316
2006-01	3.0L	V6 Cyl	Firewall Side	30489	-
2006-01	3.0L	V6 Cyl	Radiator Side	30488	-

## MERCEDES-BENZ

### 190E

1990-87	2.6L	L6 Cyl	Undercar	40225	70534
1988-86	2.3L	L4 Cyl	8 Valves, Undercar	40104	70316

### 300SE

1991-88	3.0L	L6 Cyl	Undercar	40181	70534
---------	------	--------	----------	-------	-------

### 300SEL

1991-88	3.0L	L6 Cyl	Undercar	40181	70534
---------	------	--------	----------	-------	-------

### 300SL

1993-90	3.0L	L6 Cyl	Undercar	40305	70534
---------	------	--------	----------	-------	-------

### 380SE

1985-84	3.8L	V8 Cyl	Undercar; Single Exhaust System	40266	70316
---------	------	--------	---------------------------------	-------	-------

### 380SEC

1983-82	3.8L	V8 Cyl	Undercar; Single Exhaust System	40266	70317
---------	------	--------	---------------------------------	-------	-------

### 380SEL

1983-81	3.8L	V8 Cyl	Undercar; Single Exhaust System	40266	70317
---------	------	--------	---------------------------------	-------	-------

### 380SL

1985-81	3.8L	V8 Cyl	Undercar	40061	70317
---------	------	--------	----------	-------	-------

### 380SLC

1981	3.8L	V8 Cyl	Undercar	40061	70317
------	------	--------	----------	-------	-------

### 400SE

1992	4.2L	V8 Cyl	Undercar	40511	70534
------	------	--------	----------	-------	-------

### 400SEL

1993	4.2L	V8 Cyl	Undercar	40511	70534
------	------	--------	----------	-------	-------

### 420SEL

1991-86	4.2L	V8 Cyl	Undercar	40166	70534
---------	------	--------	----------	-------	-------

### 450SL

1979-77	4.5L	V8 Cyl	Undercar	40025	70533
---------	------	--------	----------	-------	-------


### 500SEC

1993	5.0L	V8 Cyl	Base, Undercar	40511	70534
------	------	--------	----------------	-------	-------

1985-84	5.0L	V8 Cyl	Undercar	40266	71316
---------	------	--------	----------	-------	-------

### 500SEL

1993-92	5.0L	V8 Cyl	Base, Undercar	40511	70534
---------	------	--------	----------------	-------	-------



**MERCEDES-BENZ (Con't)**

**500SEL (Cont'd)**

1985-84	5.0L	V8 Cyl	Undercar	40266	71316
---------	------	--------	----------	-------	-------

**560SEC**

1991-86	5.6L	V8 Cyl	Undercar	40166	70534
---------	------	--------	----------	-------	-------

**560SEL**

1991-86	5.6L	V8 Cyl	Undercar	40166	70534
---------	------	--------	----------	-------	-------

**560SL**

1988-86	5.6L	V8 Cyl	Undercar	40240	-
1988-86	5.6L	V8 Cyl	Undercar Front	-	70534
1988-86	5.6L	V8 Cyl	Undercar Rear	-	85324

**C32 AMG**

2004-02	3.2L	V6 Cyl	Undercar Left	40893	-
2004-02	3.2L	V6 Cyl	Undercar Right	40894	-

**C240**

2005-04	2.6L	V6 Cyl	RWD, Undercar Right	40894	-
2005-04	2.6L	V6 Cyl	Wagon, RWD, Undercar Right	40894	-
2005-03	2.6L	V6 Cyl	4Matic, Undercar Left	40801	-
2005-03	2.6L	V6 Cyl	4Matic, Undercar Right	40802	-
2005-03	2.6L	V6 Cyl	RWD, Undercar Left	40893	-
2005-03	2.6L	V6 Cyl	Wagon, 4Matic, Undercar Left	40801	-
2005-03	2.6L	V6 Cyl	Wagon, 4Matic, Undercar Right	40802	-
2005-03	2.6L	V6 Cyl	Wagon, RWD, Undercar Left	40893	-
2003-01	2.6L	V6 Cyl	Undercar Right	40894	-
2003	2.6L	V6 Cyl	Wagon, Undercar Right	40894	-
2002-01	2.6L	V6 Cyl	Undercar Left	40893	-

**C280**

1997-94	2.8L	L6 Cyl	Undercar	41069	-
---------	------	--------	----------	-------	---

**C320**

2005-03	3.2L	V6 Cyl	4Matic, Undercar Left	40801	-
2005-03	3.2L	V6 Cyl	4Matic, Undercar Right	40802	-
2005-03	3.2L	V6 Cyl	RWD, Undercar Left	40893	-
2005-03	3.2L	V6 Cyl	RWD, Undercar Right	40894	-
2004-03	3.2L	V6 Cyl	Wagon, 4Matic, Undercar Left	40801	-
2004-03	3.2L	V6 Cyl	Wagon, 4Matic, Undercar Right	40802	-
2004-03	3.2L	V6 Cyl	Wagon, RWD, Undercar Left	40893	-
2004-03	3.2L	V6 Cyl	Wagon, RWD, Undercar Right	40894	-
2002-01	3.2L	V6 Cyl	Undercar Left	40893	-
2002-01	3.2L	V6 Cyl	Undercar Right	40894	-

**CL500**

2006-00	5.0L	V8 Cyl	Undercar Left	40503	-
2006-00	5.0L	V8 Cyl	Undercar Right	40504	-

**APPLICATIONS**

Year

Liters

Cyl

Comments

Direct Fit #

Universal #

## MERCEDES-BENZ (Con't)

### CLK55 AMG

2002-01	5.5L	V8 Cyl	Undercar Left; Single Outlet	40909	-
2002-01	5.5L	V8 Cyl	Undercar Right; Single Outlet	40910	-

### CLK320

2003	3.2L	V6 Cyl	Convertible, Undercar Left	40909	-
2003	3.2L	V6 Cyl	Convertible, Undercar Right	40910	-
2002-98	3.2L	V6 Cyl	Undercar Left	40909	-
2002-98	3.2L	V6 Cyl	Undercar Right	40910	-

### CLK430

2003	4.3L	V8 Cyl	Convertible, Undercar Left	40909	-
2003	4.3L	V8 Cyl	Convertible, Undercar Right; Single Outlet	40910	-
2002-99	4.3L	V8 Cyl	Undercar Left	40909	-
2002-99	4.3L	V8 Cyl	Undercar Right; Single Outlet	40910	-

### CLS500

2006	5.0L	V8 Cyl	Undercar Left	40651	-
2006	5.0L	V8 Cyl	Undercar Right	40652	-

### E320

2005-04	3.2L	V6 Cyl	4Matic, Undercar Left	40732	-
2005-04	3.2L	V6 Cyl	4Matic, Undercar Right	40740	-
2005-04	3.2L	V6 Cyl	Base, Undercar Left	40835	-
2005-04	3.2L	V6 Cyl	Base, Undercar Right	40836	-
2003	3.2L	V6 Cyl	Sedan, RWD, Undercar Left	40835	-
2003	3.2L	V6 Cyl	Sedan, RWD, Undercar Right	40836	-
2003	3.2L	V6 Cyl	Wagon, 4Matic, Undercar Right	40546	-
2003	3.2L	V6 Cyl	Wagon, RWD, Undercar Right	40426	-
2003	3.2L	V6 Cyl	Wagon, Undercar Left	40425	-
2002-98	3.2L	V6 Cyl	4Matic, Undercar Right	40546	-
2002-98	3.2L	V6 Cyl	Base, Undercar Right	40426	-
2002-98	3.2L	V6 Cyl	Undercar Left	40425	-

### E350

2009-06	3.5L	V6 Cyl	4Matic, Left	41145	-
2009-06	3.5L	V6 Cyl	4Matic, Right	41146	-

### E430

2002-00	4.3L	V8 Cyl	4Matic, Undercar Left	40755	-
2002-00	4.3L	V8 Cyl	4Matic, Undercar Right	40756	-
2002-98	4.3L	V8 Cyl	Base, Undercar Left	40755	-
2002-98	4.3L	V8 Cyl	Base, Undercar Right	40756	-

### E500

2006-03	5.0L	V8 Cyl	Undercar Left	40651	-
2006-03	5.0L	V8 Cyl	Undercar Right	40652	-

APPLICATIONS

Year

Liters

Cyl

Comments

Direct Fit #

Universal #

**MERCEDES-BENZ (Con't)**

**GL450**

2012-07	4.6L	V8 Cyl	Undercar Left	40987	-
2012-07	4.6L	V8 Cyl	Undercar Right	40988	-

**GL550**

2012-08	5.5L	V8 Cyl	Undercar Left	40987	-
2012-08	5.5L	V8 Cyl	Undercar Right	40988	-

**ML320**

2003-98	3.2L	V6 Cyl	Undercar Left	40461	82724
2003-98	3.2L	V6 Cyl	Undercar Right	40462	82724

**ML350**

2011-06	3.5L	V6 Cyl	Undercar Left	40975	-
2011-06	3.5L	V6 Cyl	Undercar Right	40976	-
2005-03	3.7L	V6 Cyl	Undercar Left	40595	-
2005-03	3.7L	V6 Cyl	Undercar Right	40596	-

**ML430**

2001-99	4.3L	V8 Cyl	Undercar Left	40935	-
2001-99	4.3L	V8 Cyl	Undercar Right	40936	-

**ML550**

2011-08	5.5L	V8 Cyl	Undercar Left	40987	-
2011-08	5.5L	V8 Cyl	Undercar Right	40988	-

**R350**

2011-06	3.5L	V6 Cyl	Undercar Left	41020	-
2011-06	3.5L	V6 Cyl	Undercar Right	41021	-

**S420**

1995-94	4.2L	V8 Cyl	Undercar	40511	70534
---------	------	--------	----------	-------	-------

**S430**

2006-03	4.3L	V8 Cyl	4Matic, Undercar Left	40748	-
2006-03	4.3L	V8 Cyl	4Matic, Undercar Right	40749	-
2006-03	4.3L	V8 Cyl	RWD, Undercar Left	40503	-
2006-03	4.3L	V8 Cyl	RWD, Undercar Right	40504	-
2002-00	4.3L	V8 Cyl	Undercar Left	40503	-
2002-00	4.3L	V8 Cyl	Undercar Right	40504	-

**S500**

2006-03	5.0L	V8 Cyl	4Matic, Undercar Left	40748	-
2006-03	5.0L	V8 Cyl	4Matic, Undercar Right	40749	-
2006-03	5.0L	V8 Cyl	RWD, Undercar Left	40503	-
2006-03	5.0L	V8 Cyl	RWD, Undercar Right	40504	-
2002-00	5.0L	V8 Cyl	Undercar Left	40503	-
2002-00	5.0L	V8 Cyl	Undercar Right	40504	-
1995-94	5.0L	V8 Cyl	Undercar	40511	70534

APPLICATIONS

Year

Liters

Cyl

Comments

Direct Fit #

Universal #

## MERCEDES-BENZ (Con't)

### SL600

1995	6.0L	V12 Cyl	Undercar Left	40343	70530
1995	6.0L	V12 Cyl	Undercar Right	40342	70530

### SLK320

2004-01	3.2L	V6 Cyl	Undercar Left	20400	-
2004-01	3.2L	V6 Cyl	Undercar Right	20401	-

### SPRINTER 2500

2013-10	3.0L	V6 Cyl	Diesel Particulate Filter; OE# A9064901592	649005	-
---------	------	--------	--	--------	---

### SPRINTER 3500

2013-10	3.0L	V6 Cyl	Diesel Particulate Filter; OE# A9064901592	649005	-
---------	------	--------	--	--------	---

## MERCURY

### BOBCAT

1980-77	2.3L	L4 Cyl	Undercar	-	70317
1979-77	2.3L	L4 Cyl	Undercar; 19" OAL	30226	-
1979-77	2.8L	V6 Cyl	Undercar	-	70317
1979-77	2.8L	V6 Cyl	Undercar; 19" OAL	30226	-

### CAPRI

1994-91	1.6L	L4 Cyl	Undercar	40102	70419
1986-84	2.3L	L4 Cyl	Naturally Aspirated, Undercar Front	30189	70317
1986-84	3.8L	V6 Cyl	Undercar	-	70421
1986-84	3.8L	V6 Cyl	Undercar; Y-Pipe	30243	-
1986-84	3.8L	V6 Cyl	Undercar Rear	30222	70317
1986-83	5.0L	V8 Cyl	Undercar Rear	30188	70421
1986-79	2.3L	L4 Cyl	Naturally Aspirated, Undercar Rear	-	70317
1986	5.0L	V8 Cyl	Standard, Undercar	30243	70421
1986	5.0L	V8 Cyl	Undercar	-	70317
1986	5.0L	V8 Cyl	Undercar; H-Pipe	30241	-
1984-83	2.3L	L4 Cyl	Turbocharged, Undercar	30190	70421
1983	3.8L	V6 Cyl	Undercar Rear	-	70421
1983	3.8L	V6 Cyl	Undercar Rear; 21" OAL	30032	-
1982-81	4.2L	V8 Cyl	Undercar	-	70421
1982-81	4.2L	V8 Cyl	Undercar; 21" OAL	30032	-
1982-79	3.3L	L6 Cyl	Undercar Rear	-	70317
1982	5.0L	V8 Cyl	Undercar	-	70421
1982	5.0L	V8 Cyl	Undercar; 21" OAL	30032	-
1979	2.8L	V6 Cyl	Undercar Rear	-	70317

### COLONY PARK

1991-87	5.0L	V8 Cyl	Undercar Left	30205	70421
---------	------	--------	---------------	-------	-------

### COMET

1977	3.3L	L6 Cyl	Undercar	-	70317
1977	3.3L	L6 Cyl	Undercar; 19" OAL	30226	-

Year

Liters

Cyl

Comments

Direct Fit #

Universal #

**MERCURY (Con't)**

**COMET (Cont'd)**

1977	4.1L	L6 Cyl	Undercar	-	70317
1977	4.1L	L6 Cyl	Undercar; 19" OAL	30226	-
1977	5.0L	V8 Cyl	Undercar	-	70317
1977	5.0L	V8 Cyl	Undercar; 19" OAL	30226	-

**COUGAR**

2002-00	2.5L	V6 Cyl	V6, Undercar Rear; Single Exhaust System	30372	70316
2002-99	2.0L	L4 Cyl	Undercar	30364	-
2002-99	2.5L	V6 Cyl	Standard, Undercar Rear	30366	70317
2002-99	2.5L	V6 Cyl	V6, Firewall Side	30344	-
2002-99	2.5L	V6 Cyl	V6, Radiator Side	40714	-
2001	2.5L	V6 Cyl	S, Undercar Rear; Single Exhaust System	30372	70316
1999	2.5L	V6 Cyl	Undercar Rear	30372	70316
1997-96	3.8L	V6 Cyl	Undercar	30336	83803
1997-96	4.6L	V8 Cyl	Undercar Front	-	83804
1997-96	4.6L	V8 Cyl	Undercar Rear	30373	70914
1995-94	4.6L	V8 Cyl	Undercar Rear	30339	70317
1995-92	3.8L	V6 Cyl	Undercar; w O2 Ports in Pipe	30332	-
1995-92	3.8L	V6 Cyl	Undercar Front; w O2 Ports in Pipe	-	70316
1995-91	3.8L	V6 Cyl	Undercar; w/o O2 Ports	30361	-
1995-91	3.8L	V6 Cyl	Undercar Front; w/o O2 Ports	-	70316
1995-91	3.8L	V6 Cyl	Undercar Rear	-	70380
1993-92	5.0L	V8 Cyl	Undercar Front	-	70914
1993-92	5.0L	V8 Cyl	Undercar Rear	30307	70382
1990-89	3.8L	V6 Cyl	Undercar Left	30285	82724
1990-89	3.8L	V6 Cyl	Undercar Rear; Resonator	30324	-
1990-89	3.8L	V6 Cyl	Undercar Right	30284	82724
1988-85	3.8L	V6 Cyl	Undercar	-	70421
1988-85	3.8L	V6 Cyl	Undercar; Y-Pipe	30243	-
1988-84	3.8L	V6 Cyl	Undercar Rear	30222	70317
1988-84	5.0L	V8 Cyl	Undercar	-	70421
1988-84	5.0L	V8 Cyl	Undercar; Y-Pipe	30243	-
1988-84	5.0L	V8 Cyl	Undercar Rear	30222	70317
1986-84	2.3L	L4 Cyl	Turbocharged, Undercar	30190	70421
1983-82	3.8L	V6 Cyl	Undercar; Single Exhaust System	30032	70421
1982-80	3.3L	L6 Cyl	Undercar; Dual Exhaust System	30026	70317
1982-80	4.2L	V8 Cyl	Undercar; Dual Exhaust System	30026	70317
1982	3.8L	V6 Cyl	Undercar; Dual Exhaust System	30026	70317
1981-80	5.0L	V8 Cyl	Undercar; Dual Exhaust System	30026	70317

**GRAND MARQUIS**

2011-03	4.6L	V8 Cyl	Undercar Front	-	83805
2011-03	4.6L	V8 Cyl	Undercar Left; From Serial W00-001	30383	-
2011-03	4.6L	V8 Cyl	Undercar Right	30384	-

APPLICATIONS



Year

Liters

Cyl

Comments

Direct Fit #

Universal #

## MERCURY (Con't)

### GRAND MARQUIS (Cont'd)

2011-02	4.6L	V8 Cyl	Undercar Front; From Serial W00-001	-	83804
2011-02	4.6L	V8 Cyl	Undercar Rear	-	70317
2002	4.6L	V8 Cyl	GS, Undercar Front; To 6/3/02	-	83624
2002	4.6L	V8 Cyl	GS, Undercar Right; To 6/3/02	30316	-
2002	4.6L	V8 Cyl	LS, Undercar Front; To 6/3/02	-	83624
2002	4.6L	V8 Cyl	LS, Undercar Right; To 6/3/02	30316	-
2002	4.6L	V8 Cyl	Undercar Front; From 6/02	-	83805
2002	4.6L	V8 Cyl	Undercar Front; To 6/3/02	-	83624
2002	4.6L	V8 Cyl	Undercar Left; From 6/3/02	30383	-
2002	4.6L	V8 Cyl	Undercar Left; To 6/3/02	30315	-
2002	4.6L	V8 Cyl	Undercar Right; From 6/3/02	30384	-
2001-96	4.6L	V8 Cyl	GS, Undercar Front	-	83624
2001-96	4.6L	V8 Cyl	GS, Undercar Right	30316	-
2001-96	4.6L	V8 Cyl	LS, Undercar Front	-	83624
2001-96	4.6L	V8 Cyl	LS, Undercar Right	30316	-
2001-96	4.6L	V8 Cyl	Undercar Front	-	83624
2001-96	4.6L	V8 Cyl	Undercar Left	30315	-
2001-96	4.6L	V8 Cyl	Undercar Rear	-	70317 83165
1995	4.6L	V8 Cyl	Undercar Left	30301	70317
1995	4.6L	V8 Cyl	Undercar Right	30302	70317
1994-92	4.6L	V8 Cyl	Undercar Left	30287	70316
1994-92	4.6L	V8 Cyl	Undercar Right	30286	70316
1991-86	5.0L	V8 Cyl	Undercar Left	30205	70421
1985-83	5.0L	V8 Cyl	Base, Undercar Left	30203	70421
1985-83	5.0L	V8 Cyl	Base, Undercar Right	30204	70421
1985-83	5.0L	V8 Cyl	LS, Undercar Left	30203	70421
1985-83	5.0L	V8 Cyl	LS, Undercar Right	30204	70421

### LYNX

1987-86	1.9L	L4 Cyl	FI, Undercar	30297	70382
1986-85	1.9L	L4 Cyl	CARB, Undercar	30195	-
1984-83	1.6L	L4 Cyl	Undercar; w Air Tube	-	70421
1982-81	1.6L	L4 Cyl	Undercar; High Output Engine	-	70419
1981	1.6L	L4 Cyl	Undercar	-	70421

### MARAUDER

2004-03	4.6L	V8 Cyl	Undercar Right	30384	-
2004	4.6L	V8 Cyl	Undercar Left	30383	-
2003	4.6L	V8 Cyl	Undercar Left; From 6/3/02	30383	-

### MARINER

2011-09	2.5L	L4 Cyl	7 VIN, Undercar	30572	93175
2011-09	3.0L	V6 Cyl	Firewall Side; Precat	30562	-
2011-09	3.0L	V6 Cyl	Undercar Rear	30563	70317

Year

Liters

Cyl

Comments

Direct Fit #

Universal #

**MERCURY (Con't)**

**MARINER (Cont'd)**

2011-09	3.0L	V6 Cyl	Radiator Side	30561	-
2008-05	3.0L	V6 Cyl	Undercar Rear	30411	70316
2008-05	3.0L	V6 Cyl	Firewall Side	30489	-
2008	2.3L	L4 Cyl	Base, Undercar Rear	30411	-
2008	2.3L	L4 Cyl	Base, Undercar Rear; exc. Hybrid	-	70316
2008	2.3L	L4 Cyl	Base, Front; exc. Hybrid	30545	-
2008	3.0L	V6 Cyl	Radiator Side	30508	-
2007-06	2.3L	L4 Cyl	Convenience, Undercar Rear	30411	-
2007-06	2.3L	L4 Cyl	Convenience, Undercar Rear; exc. Hybrid	-	70316
2007-06	2.3L	L4 Cyl	Convenience, Front; exc. Hybrid	30545	-
2007-05	3.0L	V6 Cyl	Radiator Side	30488	-
2005	2.3L	L4 Cyl	Base, Undercar Rear	30411	-
2005	2.3L	L4 Cyl	Base, Undercar Rear; exc. Hybrid	-	70316
2005	2.3L	L4 Cyl	Base, Front; exc. Hybrid	30545	-

**MARQUIS**

1986-84	2.3L	L4 Cyl	Undercar	30189	70317
1986-84	3.8L	V6 Cyl	Undercar	30222	70317
1986-84	3.8L	V6 Cyl	Undercar Rear	30243	70421
1983	2.3L	L4 Cyl	Undercar	-	70317
1983	3.8L	V6 Cyl	Undercar	30032	70421

**MILAN**

2011-10	2.5L	L4 Cyl	Undercar	30604	93175
2011-10	3.0L	V6 Cyl	Firewall Side; Precat	30549	-
2011-06	3.0L	V6 Cyl	Undercar Rear	30550	70317
2011-06	3.0L	V6 Cyl	Radiator Side	30548	-
2009-06	2.3L	L4 Cyl	Undercar Rear	30602	-
2009-06	2.3L	L4 Cyl	Automatic, Front; w Air Tube	30556	-
2009-06	2.3L	L4 Cyl	Front; w/o Air Tube	30524	-
2008-06	3.0L	V6 Cyl	FWD, Firewall Side	30564	-
2008	3.0L	V6 Cyl	AWD, Front Right; To 12-03-07	30594	-
2007	3.0L	V6 Cyl	AWD, Front Right; From 09-04-06	30594	-

**MONARCH**

1980-77	4.1L	L6 Cyl	Undercar; 19" OAL	30226	-
1980-77	5.0L	V8 Cyl	Undercar; 19" OAL	30226	-
1980-75	4.1L	L6 Cyl	Undercar	-	70317
1980-75	5.0L	V8 Cyl	Undercar	-	70317
1980	4.2L	V8 Cyl	Undercar	-	70317
1980	4.2L	V8 Cyl	Undercar; 19" OAL	30226	-
1977-75	3.3L	L6 Cyl	Undercar	-	70317
1977	3.3L	L6 Cyl	Undercar; 19" OAL	30226	-
1977	5.8L	V8 Cyl	Undercar	-	70317
1977	5.8L	V8 Cyl	Undercar; 19" OAL	30226	-

APPLICATIONS

Year

Liters

Cyl

Comments

Direct Fit #

Universal #

## MERCURY (Con't)

### MONTEGO

2007-05	3.0L	V6 Cyl	AWD, Front Left	30473	83425
2007-05	3.0L	V6 Cyl	AWD, Front Right	30472	83425
2007-05	3.0L	V6 Cyl	FWD, Firewall Side; Precat	30573	-
2007-05	3.0L	V6 Cyl	Undercar Rear	30474	83165

### MONTEREY

2007-04	4.2L	V6 Cyl	Undercar	30490	93515
---------	------	--------	----------	-------	-------

### MOUNTAINEER

2010-06	4.0L	V6 Cyl	Undercar	30460	83165
2010-06	4.6L	V8 Cyl	Undercar	30525	-
2010-06	4.6L	V8 Cyl	Undercar Front	-	92776
2010-06	4.6L	V8 Cyl	Undercar Rear	-	92776
2005-02	4.0L	V6 Cyl	Undercar Front	30447	82725
2005-02	4.0L	V6 Cyl	Undercar Rear	-	83706
2005-02	4.6L	V8 Cyl	Undercar	30454	-
2005-02	4.6L	V8 Cyl	Undercar Front	-	82565
2005-02	4.6L	V8 Cyl	Undercar Rear	-	82725
2001-00	4.0L	V6 Cyl	E VIN, Undercar Front; Single Muffler Inlet System	30434	83425
2001-00	4.0L	V6 Cyl	E VIN, Undercar Rear; Single Muffler Inlet System	30419	83167
2001-99	5.0L	V8 Cyl	Front Left	-	83624
2001-99	5.0L	V8 Cyl	Front Right	-	83624
2001-99	5.0L	V8 Cyl	Undercar Left	30353	-
2001-99	5.0L	V8 Cyl	Undercar Rear	-	83165
2001-99	5.0L	V8 Cyl	Undercar Right	30352	-
2001-98	4.0L	V6 Cyl	E VIN, Undercar Left	30347	83164
2001-98	4.0L	V6 Cyl	E VIN, Undercar Right	30346	83625
1998-97	5.0L	V8 Cyl	Undercar Rear	30363	83165
1998	5.0L	V8 Cyl	Front Left; From 2/98	-	83624
1998	5.0L	V8 Cyl	Front Left; To 2/98	30356	83625
1998	5.0L	V8 Cyl	Front Right; From 2/98	-	83624
1998	5.0L	V8 Cyl	Front Right; To 2/98	30355	83425
1998	5.0L	V8 Cyl	Undercar Left; From 2/98	30353	-
1998	5.0L	V8 Cyl	Undercar Right; From 2/98	30352	-
1997	5.0L	V8 Cyl	Front Left	30356	83625
1997	5.0L	V8 Cyl	Front Right	30355	83425

### MYSTIQUE

2000-98	2.0L	L4 Cyl	Undercar	30364	-
2000-96	2.5L	V6 Cyl	LS, Radiator Side	40714	-
2000-95	2.5L	V6 Cyl	Automatic, Undercar Rear	30372	70316
2000-95	2.5L	V6 Cyl	Standard, Undercar Rear	30366	70317
2000-95	2.5L	V6 Cyl	Firewall Side	30344	-
1997-95	2.0L	L4 Cyl	Undercar	30354	-
1997-95	2.5L	V6 Cyl	GS, Radiator Side	40714	-

APPLICATIONS

Year

Liters

Cyl

Comments

Direct Fit #

Universal #

**MERCURY (Con't)**

**MYSTIQUE (Cont'd)**

1995	2.5L	V6 Cyl	Base, Radiator Side	40714	-
1995	2.5L	V6 Cyl	GS Spree, Radiator Side	40714	-
1995	2.5L	V6 Cyl	LS Young America, Radiator Side	40714	-

**SABLE**

2009-08	3.5L	V6 Cyl	CA Emissions; Undercar Rear	30593	-
2009-08	3.5L	V6 Cyl	Naturally Aspirated, ULEV Emissions; Firewall Side; Precat	30533	-
2009-08	3.5L	V6 Cyl	Naturally Aspirated, ULEV Emissions; Radiator Side; Precat	30530	-
2009-08	3.5L	V6 Cyl	SULEV Emissions; Radiator Side	30601	-
2005-03	3.0L	V6 Cyl	2 VIN, Undercar Front	30385	-
2005-00	3.0L	V6 Cyl	DOHC, Front Left	-	83425
2005-00	3.0L	V6 Cyl	DOHC, Front Left; Y-Pipe Unit	30412	-
2005-00	3.0L	V6 Cyl	Undercar Rear	30386	83164
2005-00	3.0L	V6 Cyl	U VIN, Undercar Front	30385	-
2005-00	3.0L	V6 Cyl	DOHC, Firewall Side	30408	-
2001	3.0L	V6 Cyl	2 VIN, Undercar Front	30385	-
1999-97	3.0L	V6 Cyl	U VIN, AX4S Trans. Code, GAS, Federal Emissions; Undercar	-	83164
1999-97	3.0L	V6 Cyl	U VIN, AX4S Trans. Code, GAS, Federal Emissions; Undercar	30322	-
1999-96	3.0L	V6 Cyl	AX4N Trans. Code, OHV, Federal Emissions; Undercar Front	30529	-
1999-96	3.0L	V6 Cyl	AX4N Trans. Code, OHV, Federal Emissions; Undercar Rear	-	83164
1999-96	3.0L	V6 Cyl	DOHC, Undercar; Dual Exhaust System	30414	-
1998-96	3.0L	V6 Cyl	DOHC, Undercar; Dual Exhaust System	-	83424
1998	3.0L	V6 Cyl	AX4S Trans. Code, OHV, GAS, CA Emissions; Undercar	-	83804
1998	3.0L	V6 Cyl	AX4S Trans. Code, OHV, GAS, CA Emissions; Undercar	30420	-
1995-94	3.0L	V6 Cyl	U VIN, Undercar	-	70382
1995-94	3.0L	V6 Cyl	U VIN, Undercar	30312	-
1995-91	3.8L	V6 Cyl	Undercar	30294	70382
1993-86	3.0L	V6 Cyl	Undercar	30246	70911
1990-89	3.8L	V6 Cyl	Undercar Rear	30244	70421
1990-88	3.8L	V6 Cyl	Undercar Front	-	70419
1986	2.5L	L4 Cyl	Undercar	-	70421
1986	2.5L	L4 Cyl	Undercar Rear	30196	-

**TOPAZ**

1994-92	3.0L	V6 Cyl	Undercar	30296	70421
1994-84	2.3L	L4 Cyl	Undercar	30195	-

**TRACER**

1999-97	2.0L	L4 Cyl	Federal Emissions; Undercar	30318	70382
1996-91	1.8L	L4 Cyl	Undercar	40113	70316
1996-91	1.9L	L4 Cyl	Undercar; w EGR Port	30313	83804
1996	1.9L	L4 Cyl	Undercar	30371	83804
1995-91	1.9L	L4 Cyl	Undercar; w/o EGR Port	30247	82724
1989-88	1.6L	L4 Cyl	Undercar	40102	70419

APPLICATIONS

Year

Liters

Cyl

Comments

Direct Fit #

Universal #

## MERCURY (Con't)

### VILLAGER

2002-01	3.3L	V6 Cyl	Radiator Side	40616	-
2002-99	3.3L	V6 Cyl	Federal Emissions; Undercar Front	40198	83804
2002-99	3.3L	V6 Cyl	Undercar Rear	40008	70421
2000-99	3.3L	V6 Cyl	Base, CA Emissions; Radiator Side	40616	-
2000-99	3.3L	V6 Cyl	Estate, CA Emissions; Radiator Side	40616	-
2000-99	3.3L	V6 Cyl	Sport, CA Emissions; Radiator Side	40616	-
1998-93	3.0L	V6 Cyl	Undercar Rear	40008	83165

### ZEPHYR

1983-78	2.3L	L4 Cyl	Undercar	-	70317
1983-78	3.3L	L6 Cyl	Undercar	-	70317
1982-80	4.2L	V8 Cyl	Undercar	-	70317
1979-78	5.0L	V8 Cyl	Undercar	-	70317

## MERKUR

### SCORPIO

1989-88	2.9L	V6 Cyl	Undercar	30289	70317
---------	------	--------	----------	-------	-------

### XR4TI

1989-85	2.3L	L4 Cyl	Undercar	-	70317
---------	------	--------	----------	---	-------

## MG

### MIDGET

1979-75	1.5L	L4 Cyl	Undercar	-	82724
1979-75	1.5L	L4 Cyl	Undercar; 11" OAL	40033	-

## MINI

### COOPER

2015-09	1.6L	L4 Cyl	Turbocharged, Convertible, Front Precat	41022	-
2015-07	1.6L	L4 Cyl	Naturally Aspirated, Front	40951	-
2014-07	1.6L	L4 Cyl	Turbocharged, Hatchback, Front Precat	41022	-
2009-08	1.6L	L4 Cyl	Turbocharged, Hatchback, S Clubman, Undercar Rear	41023	-
2009-07	1.6L	L4 Cyl	Turbocharged, Hatchback, S, Undercar Rear	41023	-
2009-07	1.6L	L4 Cyl	Turbocharged, Undercar Rear	-	82214
2009	1.6L	L4 Cyl	Turbocharged, Convertible, S, Undercar Rear	41023	-
2008-07	1.6L	L4 Cyl	Supercharged, Convertible, Front	40686	-
2006-02	1.6L	L4 Cyl	Undercar Rear	-	82214
2006-02	1.6L	L4 Cyl	Supercharged, Front	40686	-

## MITSUBISHI

### 3000GT

1995-91	3.0L	V6 Cyl	Undercar Rear	40109	70317
---------	------	--------	---------------	-------	-------

### CORDIA

1988-84	2.0L	L4 Cyl	Undercar Front; w Air Tube	40103	-
1988-84	2.0L	L4 Cyl	Undercar Rear	40097	70316

Year

Liters

Cyl

Comments

Direct Fit #

Universal #

**MITSUBISHI (Con't)**

**CORDIA (Cont'd)**

1988-83	1.8L	L4 Cyl	Undercar Rear	40097	70316
1983	1.8L	L4 Cyl	Undercar Front; w Air Tube	40103	-

**DIAMANTE**

2004-03	3.5L	V6 Cyl	CA Emissions; Undercar Rear	40323	-
2004-03	3.5L	V6 Cyl	Front Left	40415	-
2004-99	3.5L	V6 Cyl	Firewall Side; Precat	40416	-
2002-01	3.5L	V6 Cyl	CA Emissions; Undercar Rear	40323	83166
2002-99	3.5L	V6 Cyl	Radiator Side; Precat	40415	-
1993-92	3.0L	V6 Cyl	Naturally Aspirated, Undercar	40008	70421

**ECLIPSE**

2012-06	2.4L	L4 Cyl	Front	40900	-
2012-06	3.8L	V6 Cyl	Undercar Rear	41064	-
2012-06	3.8L	V6 Cyl	Firewall Side	40777	-
2012-06	3.8L	V6 Cyl	Radiator Side	40884	-
2009-06	2.4L	L4 Cyl	Undercar Rear; Does NOT Include Resonator Pipe	41066	-
2005-01	2.4L	L4 Cyl	Undercar Rear	40452	70316
2005-01	2.4L	L4 Cyl	Front	40654	-
2005-00	3.0L	V6 Cyl	Firewall Side; Precat	40416	-
2005-00	3.0L	V6 Cyl	Radiator Side; Precat	40415	-
2004-01	3.0L	V6 Cyl	Undercar Rear	40408	83165
2000	2.4L	L4 Cyl	CA Emissions; Undercar Front	40518	-
2000	2.4L	L4 Cyl	Federal Emissions; Undercar	40440	-
2000	2.4L	L4 Cyl	Undercar Rear; From 6/00	40452	70316
2000	2.4L	L4 Cyl	Undercar Rear; To 5/00	40406	83164
2000	3.0L	V6 Cyl	CA Emissions; Undercar Rear	40408	83165
1999-96	2.4L	L4 Cyl	CA Emissions; Undercar Rear	40073	83164
1999-95	2.0L	L4 Cyl	FWD, GS, Undercar	40538	83164
1999-95	2.0L	L4 Cyl	FWD, RS, Undercar	40538	83164
1999-95	2.0L	L4 Cyl	Turbocharged, AWD, GSX, Undercar	40008	83165
1998-96	2.4L	L4 Cyl	FWD, Undercar	40073	83164
1994-90	1.8L	L4 Cyl	FWD, Undercar	40073	83164

**ENDEAVOR**

2011-10	3.8L	V6 Cyl	Undercar Rear; Does NOT Include Resonator Pipe - OE is a Complete Welded Assembly	41114	-
2011-10	3.8L	V6 Cyl	Firewall Side	40752	-
2011-10	3.8L	V6 Cyl	Radiator Side	40884	-
2008-04	3.8L	V6 Cyl	Undercar Rear; Does NOT Include Resonator Pipe - OE is a Complete Welded Assembly	41114	-
2008-04	3.8L	V6 Cyl	Firewall Side	40752	-
2008-04	3.8L	V6 Cyl	Radiator Side	40884	-
2004	3.8L	V6 Cyl	AWD, Undercar	41046	-

APPLICATIONS

Year

Liters

Cyl

Comments

Direct Fit #

Universal #

## MITSUBISHI (Con't)

### EXPO

1995-92	2.4L	L4 Cyl	FWD, Undercar	40073	70316
---------	------	--------	---------------	-------	-------

### EXPO LRV

1994-93	2.4L	L4 Cyl	FWD, Undercar	40073	70316
1994-92	1.8L	L4 Cyl	FWD, Undercar	40073	70316

### GALANT

2012-04	2.4L	L4 Cyl	Undercar Rear	40766	-
2012-04	2.4L	L4 Cyl	Front	40617	-
2009-06	3.8L	V6 Cyl	Undercar Rear	41064	-
2009-04	3.8L	V6 Cyl	Firewall Side	40777	-
2009-04	3.8L	V6 Cyl	Radiator Side	40884	-
2005-04	3.8L	V6 Cyl	Undercar Rear	40778	71278
2003-01	2.4L	L4 Cyl	Undercar Rear	40452	70316
2003-01	2.4L	L4 Cyl	Front	40654	-
2003-01	3.0L	V6 Cyl	Undercar Rear	40408	83165
2003-99	3.0L	V6 Cyl	Firewall Side; Precat	40416	-
2003-99	3.0L	V6 Cyl	Radiator Side; Precat	40415	-
2000-99	2.4L	L4 Cyl	CA Emissions; Undercar Front	40518	-
2000-99	2.4L	L4 Cyl	Federal Emissions; Undercar	40440	83164
2000-99	3.0L	V6 Cyl	CA Emissions; Undercar Rear	40408	83165
2000	2.4L	L4 Cyl	CA Emissions; Undercar Rear; To 5/00	40406	83164
2000	2.4L	L4 Cyl	Undercar Rear; From 6/00	40452	70316
1999	2.4L	L4 Cyl	CA Emissions; Undercar Rear	40406	83164
1998-94	2.4L	L4 Cyl	Undercar	40073	83164
1992-89	2.0L	L4 Cyl	Undercar	40073	70316
1988	3.0L	V6 Cyl	Undercar	40140	83164
1986-85	2.4L	L4 Cyl	Undercar	40140	70316

### LANCER

2011	2.4L	L4 Cyl	CA Emissions; To 2/11; Front	41143	-
2010-09	2.4L	L4 Cyl	CA Emissions	-	92775
2010-09	2.4L	L4 Cyl	CA Emissions; Front	41143	-
2010-09	2.4L	L4 Cyl	CA Emissions; Rear	41144	-
2008	2.0L	L4 Cyl	Naturally Aspirated, Federal Emissions; Undercar	40977	-
2008	2.0L	L4 Cyl	Naturally Aspirated, Undercar	-	92775
2007-05	2.0L	L4 Cyl	Naturally Aspirated, ES, Undercar Rear	41050	-
2007-02	2.0L	L4 Cyl	Front	40674	-
2006-05	2.0L	L4 Cyl	Naturally Aspirated, OZ Rally, Undercar Rear	41050	-
2006	2.0L	L4 Cyl	Naturally Aspirated, SE, Undercar Rear	41050	-
2004-02	2.0L	L4 Cyl	Undercar Rear	40524	83174
2004	2.4L	L4 Cyl	Undercar	40658	83174

### MIGHTY MAX

1995-94	2.4L	L4 Cyl	RWD, Undercar	40073	70316
---------	------	--------	---------------	-------	-------

APPLICATIONS

Year

Liters

Cyl

Comments

Direct Fit #

Universal #

**MITSUBISHI (Con't)**

**MIGHTY MAX (Cont'd)**

1994-90	2.4L	L4 Cyl	4WD, Undercar	-	70316
1992	2.4L	L4 Cyl	RWD, Undercar	40073	70316

**MIRAGE**

2015-14	1.2L	L3 Cyl	Front	41140	-
2002-98	1.5L	L4 Cyl	CA Emissions; Front Precat	40669	-
2002-98	1.8L	L4 Cyl	CA Emissions; Front Precat	40669	-
2002-97	1.5L	L4 Cyl	CA Emissions; Undercar Rear	40670	-
2002-97	1.8L	L4 Cyl	CA Emissions; Undercar Rear	40670	-
2002-93	1.5L	L4 Cyl	Federal Emissions; Undercar	40077	83164
2001-94	1.8L	L4 Cyl	Federal Emissions; Undercar Rear	40077	83164
1992-91	1.6L	L4 Cyl	Undercar	40077	70316
1992-87	1.5L	L4 Cyl	Undercar	40077	70316
1989-87	1.6L	L4 Cyl	Undercar	40077	70316
1986-85	1.5L	L4 Cyl	Undercar Rear	40097	70316
1986-85	1.6L	L4 Cyl	Undercar Rear	40097	70316
1986	1.5L	L4 Cyl	Undercar Front	40103	-

**MONTERO**

2006-04	3.8L	V6 Cyl	Front Left	-	93624
2006-04	3.8L	V6 Cyl	Front Right	-	93804
2006-04	3.8L	V6 Cyl	Undercar Front Y-Pipe Unit	40991	-
2006-03	3.8L	V6 Cyl	Undercar	40992	-
2002-01	3.5L	V6 Cyl	Undercar	-	93804
2002-01	3.5L	V6 Cyl	Undercar; Y-Pipe	40747	-
2002-01	3.5L	V6 Cyl	Undercar Rear	-	83174
2000-97	3.5L	V6 Cyl	Federal Emissions; Undercar Rear	40507	83174
1996-94	3.5L	V6 Cyl	Undercar Rear	40507	83174
1994	3.0L	V6 Cyl	Undercar; From 6/92 to 5/94	40474	70316
1993-92	3.0L	V6 Cyl	Undercar; From 6/92	40474	70316
1986-84	2.6L	L4 Cyl	Undercar Rear	-	70382

**MONTERO SPORT**

2003-01	3.5L	V6 Cyl	Undercar Rear	40508	83174
2002-01	3.0L	V6 Cyl	Undercar Rear	40508	83174
2000-99	3.0L	V6 Cyl	CA Emissions; Front Left	40722	92365
2000-99	3.0L	V6 Cyl	CA Emissions; Front Right	40723	92365
2000-99	3.5L	V6 Cyl	CA Emissions; Front Left	40773	-
2000-99	3.5L	V6 Cyl	CA Emissions; Front Right	40774	92464
2000-99	3.5L	V6 Cyl	Undercar Rear	40775	70530
2000-97	3.0L	V6 Cyl	Undercar Rear	40775	70530

**OUTLANDER**

2013-07	3.0L	V6 Cyl	AWD, Firewall Side	40916	-
2013-07	3.0L	V6 Cyl	AWD, Radiator Side	40915	-

APPLICATIONS



Year

Liters

Cyl

Comments

Direct Fit #

Universal #

## MITSUBISHI (Con't)

### OUTLANDER (Cont'd)

2013-07	3.0L	V6 Cyl	FWD, Firewall Side	40916	-
2013-07	3.0L	V6 Cyl	FWD, Radiator Side	40915	-
2009-08	2.4L	L4 Cyl	Undercar	40998	92775
2009-07	3.0L	V6 Cyl	AWD, Federal Emissions; Undercar	40917	70258
2006-03	2.4L	L4 Cyl	Undercar	40698	82774

### PRECIS

1993-90	1.5L	L4 Cyl	Undercar Rear	40077	70316
1989-87	1.5L	L4 Cyl	Undercar Front	40103	-
1989-87	1.5L	L4 Cyl	Undercar Rear	40097	70316

### RAIDER

2009-06	3.7L	V6 Cyl	Undercar	20389	-
2007-06	4.7L	V8 Cyl	Undercar	20389	-

### SIGMA

1990-89	3.0L	V6 Cyl	Undercar	40140	83164
---------	------	--------	----------	-------	-------

### STARION

1989-83	2.6L	L4 Cyl	Undercar	-	70317
---------	------	--------	----------	---	-------

### TREDIA

1988-86	1.8L	L4 Cyl	Undercar	40097	70246
1988-84	2.0L	L4 Cyl	Undercar Front; w Air Tube	40103	-
1984-83	1.8L	L4 Cyl	Undercar	40097	70246
1984	2.0L	L4 Cyl	Undercar	40097	70246
1983	1.8L	L4 Cyl	Undercar Front; w Air Tube	40103	-

### VAN

1990	2.4L	L4 Cyl	Undercar	40077	70316
------	------	--------	----------	-------	-------

## NISSAN

### 200SX

1998-95	1.6L	L4 Cyl	Undercar Front; w 20mm Air Tube Port	-	89144
1998-95	1.6L	L4 Cyl	Front; w 20mm Air Tube Port	40287	-
1998-95	2.0L	L4 Cyl	Federal Emissions; Undercar Rear	40230	83166
1997-95	1.6L	L4 Cyl	Undercar Rear	40230	83166
1988-87	2.0L	L4 Cyl	Undercar	40009	83166
1988-87	3.0L	V6 Cyl	Undercar	40009	70318
1987	1.8L	L4 Cyl	Undercar	40009	83166
1986-84	1.8L	L4 Cyl	Undercar	40007	70317
1986-84	2.0L	L4 Cyl	Undercar	40007	70317
1983-82	2.2L	L4 Cyl	Undercar	40007	70317
1981-77	2.0L	L4 Cyl	Undercar	40007	70317

### 210

1979	1.2L	L4 Cyl	Undercar	40007	70316
1979	1.4L	L4 Cyl	Undercar	40007	70316

Year

Liters

Cyl

Comments

Direct Fit #

Universal #

**NISSAN (Con't)**

**240SX**

1998-95	2.4L	L4 Cyl	Undercar Rear	40012	70316
1994-89	2.4L	L4 Cyl	Undercar	40075	70318

**280Z**

1978	2.8L	L6 Cyl	Undercar	40007	70317
------	------	--------	----------	-------	-------

**300ZX**

1993-90	3.0L	V6 Cyl	Naturally Aspirated, Undercar Left	40209	70316
1993-90	3.0L	V6 Cyl	Naturally Aspirated, Undercar Right	40208	70316
1989-84	3.0L	V6 Cyl	Undercar	40008	70421

**310**

1982-81	1.5L	L4 Cyl	Undercar	40007	70316
1980-79	1.4L	L4 Cyl	Undercar	40007	70316

**350Z**

2008	3.5L	V6 Cyl	Coupe, Undercar Front	-	92465
2008	3.5L	V6 Cyl	Coupe, Undercar Left	41096	-
2008	3.5L	V6 Cyl	Coupe, Undercar Rear	-	70382
2008	3.5L	V6 Cyl	Coupe, Undercar Right	41097	-
2007	3.5L	V6 Cyl	Coupe, Undercar Front; From 11/06	-	92465
2007	3.5L	V6 Cyl	Coupe, Undercar Left; From 11/06	41096	-
2007	3.5L	V6 Cyl	Coupe, Undercar Rear; From 11/06	-	70382
2007	3.5L	V6 Cyl	Coupe, Undercar Right; From 11/06	41097	-
2007	3.5L	V6 Cyl	Undercar Left; To 11/06	40334	-
2007	3.5L	V6 Cyl	Undercar Right; To 11/06	40333	-
2006-03	3.5L	V6 Cyl	Undercar Left	40334	82725
2006-03	3.5L	V6 Cyl	Undercar Right	40333	82725

**370Z**

2013-09	3.7L	V6 Cyl	Coupe, Undercar Front	-	92465
2013-09	3.7L	V6 Cyl	Coupe, Undercar Left	41096	-
2013-09	3.7L	V6 Cyl	Coupe, Undercar Rear	-	70382
2013-09	3.7L	V6 Cyl	Coupe, Undercar Right	41097	-

**510**

1981-79	2.0L	L4 Cyl	Undercar	40007	70316
---------	------	--------	----------	-------	-------

**620**

1979	2.0L	L4 Cyl	Undercar	40008	70421
------	------	--------	----------	-------	-------

**720**

1986-83	2.4L	L4 Cyl	Undercar	40008	70421
1986-83	2.5L	L4 Cyl	Undercar	40008	70421
1985-83	2.0L	L4 Cyl	Undercar	40008	70421
1983-81	2.2L	L4 Cyl	Undercar	40008	70421
1980	2.0L	L4 Cyl	Undercar	40008	70421

APPLICATIONS

Year

Liters

Cyl

Comments

Direct Fit #

Universal #

## NISSAN (Con't)

### 810

1981-78	2.4L	L6 Cyl	Undercar	40007	70316
1981	2.8L	L6 Cyl	Undercar	40007	70316

### ALTIMA

2015-13	2.5L	L4 Cyl	Undercar Rear	40919	-
2015-13	2.5L	L4 Cyl	Front	40989	-
2012-07	2.5L	L4 Cyl	Undercar Rear	40919	92565
2012-07	2.5L	L4 Cyl	Front	40800	-
2012-07	3.5L	V6 Cyl	Firewall Side; Precat	40886	-
2012-07	3.5L	V6 Cyl	Radiator Side; Precat	40885	-
2011-07	2.5L	L4 Cyl	Hybrid, Undercar Rear	40919	92565
2011-07	2.5L	L4 Cyl	Hybrid, Front	40800	-
2008-07	3.5L	V6 Cyl	Undercar Rear	40887	70249
2006-05	3.5L	V6 Cyl	5 SPD, Automatic, Firewall Side; Precat	40576	-
2006-05	3.5L	V6 Cyl	5 SPD, Automatic, Radiator Side; Precat	40577	-
2006-05	3.5L	V6 Cyl	5 SPD, Automatic, Undercar Rear	40578	-
2006-04	3.5L	V6 Cyl	Undercar Rear	-	70258
2006-02	2.5L	L4 Cyl	Undercar Rear	40514	83165
2006-02	2.5L	L4 Cyl	Front	40810	-
2006-02	3.5L	V6 Cyl	4 SPD, Automatic, Firewall Side; Precat	40552	-
2006-02	3.5L	V6 Cyl	4 SPD, Automatic, Radiator Side; Precat	40420	-
2006-02	3.5L	V6 Cyl	4 SPD, Automatic, Undercar Rear	40553	-
2006-02	3.5L	V6 Cyl	Automatic, Undercar Rear	-	70258
2006-02	3.5L	V6 Cyl	Standard, Firewall Side; Precat	40552	-
2006-02	3.5L	V6 Cyl	Standard, Radiator Side; Precat	40420	-
2006-02	3.5L	V6 Cyl	Standard, Undercar Rear	40553	70258
2001-00	2.4L	L4 Cyl	Undercar Rear	40517	83706
2001-96	2.4L	L4 Cyl	Front Precat	40389	-
1999-95	2.4L	L4 Cyl	Undercar Rear	40230	83166
1997-96	2.4L	L4 Cyl	Federal Emissions; Front Precat	40455	-
1995-94	2.4L	L4 Cyl	Front Precat	40455	-
1994-93	2.4L	L4 Cyl	Undercar Rear	40008	70421

### ARMADA

2015-05	5.6L	V8 Cyl	Left	40637	-
2015-05	5.6L	V8 Cyl	Right	40638	-
2014-07	5.6L	V8 Cyl	Rear Left	40639	-
2014-07	5.6L	V8 Cyl	Rear Right	40640	-
2006-05	5.6L	V8 Cyl	Rear Left	40639	70258
2006-05	5.6L	V8 Cyl	Rear Right	40640	70258

### AXXESS

1992-90	2.4L	L4 Cyl	Undercar	40073	70316
---------	------	--------	----------	-------	-------

Year

Liters

Cyl

Comments

Direct Fit #

Universal #

**NISSAN (Con't)**

**B210**

1978	1.4L	L4 Cyl	Undercar	40007	70316
------	------	--------	----------	-------	-------

**CUBE**

2014-11	1.8L	L4 Cyl	Federal Emissions; Undercar	41052	-
2010-09	1.8L	L4 Cyl	Undercar	41052	-

**D21**

1994-90	2.4L	L4 Cyl	4WD, Undercar	40008	70421
1994-90	2.4L	L4 Cyl	RWD, Undercar	40075	70318
1994-86	3.0L	V6 Cyl	Undercar	40008	70421
1989-86	2.4L	L4 Cyl	Undercar	40008	70421

**FRONTIER**

2015-05	2.5L	L4 Cyl	Front	40882	-
2012-05	4.0L	V6 Cyl	Front Right	40711	-
2011-05	4.0L	V6 Cyl	Front Left	40710	-
2011-05	4.0L	V6 Cyl	Rear Left	40745	-
2011-05	4.0L	V6 Cyl	Rear Right	40746	-
2004-02	3.3L	V6 Cyl	Rear Left	40542	83624
2004-02	3.3L	V6 Cyl	Naturally Aspirated, Left	40851	-
2004-02	3.3L	V6 Cyl	Naturally Aspirated, Right	40852	-
2004-00	2.4L	L4 Cyl	Front Precat	40531	-
2004-99	3.3L	V6 Cyl	Rear Right	40411	83624
2004-98	2.4L	L4 Cyl	Undercar Rear	-	83165 83166
2004-98	2.4L	L4 Cyl	Undercar Rear; 12 1/2" OAL	40075	-
2004-98	2.4L	L4 Cyl	Undercar Rear; 13 1/2" OAL	40360	-
2004-98	2.4L	L4 Cyl	Undercar Rear; 17" OAL	40323	-
2001-99	3.3L	V6 Cyl	Front Left	40376	82724
2001-99	3.3L	V6 Cyl	Front Right	40377	82724
2001	3.3L	V6 Cyl	Rear Left	-	83624
2001	3.3L	V6 Cyl	Rear Left; 26" OAL	40410	-
2001	3.3L	V6 Cyl	Rear Left; 41" OAL	40542	-
2000-99	3.3L	V6 Cyl	Rear Left	40410	83624

**JUKE**

2016	1.6L	L4 Cyl	FWD, Undercar Rear	40990	-
2015-12	1.6L	L4 Cyl	FWD, Undercar Rear	40990	70247
2011	1.6L	L4 Cyl	FWD, Undercar Rear	40990	-

**MAXIMA**

2014-09	3.5L	V6 Cyl	Undercar	40981	-
2013-10	3.5L	V6 Cyl	Federal Emissions; Firewall Side; Precat	40980	-
2010	3.5L	V6 Cyl	Federal Emissions; Radiator Side; Precat	40979	-
2009	3.5L	V6 Cyl	Firewall Side; Precat	40980	-
2009	3.5L	V6 Cyl	Radiator Side; Precat	40979	-

APPLICATIONS

Year

Liters

Cyl

Comments

Direct Fit #

Universal #

## NISSAN (Con't)

### MAXIMA (Cont'd)

2009	3.5L	V6 Cyl	Undercar Rear	-	70249
2008-07	3.5L	V6 Cyl	Firewall Side; Precat	40552	-
2008-07	3.5L	V6 Cyl	Radiator Side; Precat	40420	-
2008-07	3.5L	V6 Cyl	Undercar Rear	40553	70258
2006-04	3.5L	V6 Cyl	5 SPD, Automatic, Firewall Side; Precat	40576	-
2006-04	3.5L	V6 Cyl	5 SPD, Automatic, Undercar Rear	40578	-
2006-04	3.5L	V6 Cyl	Automatic, Undercar Rear	-	70258
2006-04	3.5L	V6 Cyl	Standard, Firewall Side; Precat	40552	-
2006-04	3.5L	V6 Cyl	Standard, Radiator Side; Precat	40420	-
2006-04	3.5L	V6 Cyl	Standard, Undercar Rear	40553	70258
2006-04	3.5L	V6 Cyl	Undercar Rear	-	70258
2006	3.5L	V6 Cyl	5 SPD, Automatic, Radiator Side; Precat	40753	-
2005-04	3.5L	V6 Cyl	5 SPD, Automatic, Radiator Side; Precat	40577	-
2004	3.5L	V6 Cyl	4 SPD, Automatic, Firewall Side; Precat	40552	-
2004	3.5L	V6 Cyl	4 SPD, Automatic, Radiator Side; Precat	40420	-
2004	3.5L	V6 Cyl	4 SPD, Automatic, Undercar Rear	40553	-
2003-02	3.5L	V6 Cyl	Firewall Side; Precat	40477	-
2003-02	3.5L	V6 Cyl	GLE, Radiator Side; Precat	40476	-
2003-02	3.5L	V6 Cyl	GLE, Undercar Rear	40574	82566
2003-02	3.5L	V6 Cyl	GXE, Radiator Side; Precat	40476	-
2003-02	3.5L	V6 Cyl	GXE, Undercar Rear	40574	82566
2003-02	3.5L	V6 Cyl	SE, Radiator Side; Precat	40476	-
2003-02	3.5L	V6 Cyl	SE, Undercar Rear	40574	82566
2001-00	3.0L	V6 Cyl	CA Emissions; Front Left	-	82465
2001-00	3.0L	V6 Cyl	CA Emissions; Undercar	40436	82365
2001-99	3.0L	V6 Cyl	CA Emissions; Radiator Side; Precat	40387	-
2001-97	3.0L	V6 Cyl	GLE, Undercar Rear; w/o O2 Port	40075	83166
2001-97	3.0L	V6 Cyl	GXE, Undercar Rear; w/o O2 Port	40075	83166
2001-97	3.0L	V6 Cyl	SE, Undercar Rear; w/o O2 Port	40075	83166
2001	3.0L	V6 Cyl	SE 20th Anniversary Edition, Undercar Rear; w/o O2 Port	40075	83166
2000-95	3.0L	V6 Cyl	Federal Emissions; Undercar Front	40286	70238
1999	3.0L	V6 Cyl	CA Emissions; Undercar	40388	-
1999	3.0L	V6 Cyl	GLE, CA Emissions; Undercar	-	83165
1999	3.0L	V6 Cyl	GXE, CA Emissions; Undercar	-	83165
1999	3.0L	V6 Cyl	SE, CA Emissions; Undercar	-	83165
1996-95	3.0L	V6 Cyl	GLE, Undercar Rear; w O2 Port	40230	83166
1996-95	3.0L	V6 Cyl	GXE, Undercar Rear; w O2 Port	40230	83166
1996-95	3.0L	V6 Cyl	SE, Undercar Rear; w O2 Port	40230	83166
1994-87	3.0L	V6 Cyl	GXE, Undercar Rear; w/o O2 Port; From 1/86	40008	70421
1994-85	3.0L	V6 Cyl	SE, Undercar Rear; w/o O2 Port; From 1/86	40008	70421
1986-85	3.0L	V6 Cyl	GL, Undercar Front; To 1/86	40135	70316
1986-85	3.0L	V6 Cyl	GL, Undercar Rear; w/o O2 Port; From 1/86	40008	70421
1986-85	3.0L	V6 Cyl	SE, Undercar Front; To 1/86	40135	70316

Year

Liters

Cyl

Comments

Direct Fit #

Universal #

**NISSAN (Con't)**

**MAXIMA (Cont'd)**

1986	3.0L	V6 Cyl	GL, Undercar Rear; To 1/86	40009	70316
1986	3.0L	V6 Cyl	SE, Undercar Rear; To 1/86	40009	70316
1985	3.0L	V6 Cyl	GL, Undercar Rear	40009	70316
1985	3.0L	V6 Cyl	SE, Undercar Rear	40009	70316
1984-82	2.4L	L6 Cyl	Undercar	40007	70316
1983-82	2.8L	L6 Cyl	Undercar	40007	70316

**MURANO**

2014-09	3.5L	V6 Cyl	Firewall Side; Precat	40886	-
2014-09	3.5L	V6 Cyl	Radiator Side; Precat	40885	-
2014-09	3.5L	V6 Cyl	Undercar Rear	40945	70249
2007-03	3.5L	V6 Cyl	Firewall Side; Precat	40421	-
2007-03	3.5L	V6 Cyl	Radiator Side; Precat	40420	-
2007-03	3.5L	V6 Cyl	Undercar Rear	40422	70259

**NV1500**

2016-12	4.0L	V6 Cyl	Front Left	40710	-
2016-12	4.0L	V6 Cyl	Front Right	40711	-
2016-12	4.0L	V6 Cyl	Rear Left	40745	-
2016-12	4.0L	V6 Cyl	Rear Right	40746	-

**NV2500**

2017-12	5.6L	V8 Cyl	Left	40637	-
2016-12	4.0L	V6 Cyl	Front Left	40710	-
2016-12	4.0L	V6 Cyl	Front Right	40711	-
2016-12	4.0L	V6 Cyl	Rear Left	40745	-
2016-12	4.0L	V6 Cyl	Rear Right	40746	-
2015-12	5.6L	V8 Cyl	Right	40638	-

**NV3500**

2017-12	5.6L	V8 Cyl	Left	40637	-
2016-12	4.0L	V6 Cyl	Front Left	40710	-
2016-12	4.0L	V6 Cyl	Front Right	40711	-
2016-12	4.0L	V6 Cyl	Rear Left	40745	-
2016-12	4.0L	V6 Cyl	Rear Right	40746	-
2015-12	5.6L	V8 Cyl	Right	40638	-

**NX**

1993-92	2.0L	L4 Cyl	Undercar	40075	70316
1993-91	1.6L	L4 Cyl	Undercar	40075	70316

**PATHFINDER**

2012-08	5.6L	V8 Cyl	Rear Left	40639	-
2012-08	5.6L	V8 Cyl	Rear Right	40640	-
2012-08	5.6L	V8 Cyl	Left	40637	-
2012-08	5.6L	V8 Cyl	Right	40638	-
2010-05	4.0L	V6 Cyl	Front Left	40710	-

APPLICATIONS

Year

Liters

Cyl

Comments

Direct Fit #

Universal #

APPLICATIONS

## NISSAN (Con't)

### PATHFINDER (Cont'd)

2010-05	4.0L	V6 Cyl	Front Right	40711	-
2010-05	4.0L	V6 Cyl	Rear Left	40745	-
2010-05	4.0L	V6 Cyl	Rear Right	40746	-
2004-01	3.5L	V6 Cyl	Front Left	40445	-
2004-01	3.5L	V6 Cyl	Front Right	40446	-
2004-01	3.5L	V6 Cyl	Rear Left	40443	83164
2004-01	3.5L	V6 Cyl	Rear Right	40444	83164
2000-96	3.3L	V6 Cyl	CA Emissions; Rear Left	40443	83164
2000-96	3.3L	V6 Cyl	CA Emissions; Rear Right	40444	83164
2000-96	3.3L	V6 Cyl	Front Left	40445	-
2000	3.3L	V6 Cyl	Front Right; To 1/00	40268	-
2000	3.3L	V6 Cyl	Undercar Right	40446	-
1999-96	3.3L	V6 Cyl	Front Right	40268	-
1995-87	3.0L	V6 Cyl	Undercar Rear	40008	70421
1988-87	2.4L	L4 Cyl	Undercar	40008	70421

### PATHFINDER ARMADA

2004	5.6L	V8 Cyl	Left	40637	-
2004	5.6L	V8 Cyl	Right	40638	-

### PICKUP

1997-96	2.4L	L4 Cyl	Undercar	-	83165
1997-96	2.4L	L4 Cyl	Undercar	-	83166
1997-96	2.4L	L4 Cyl	Undercar; 13 1/2" OAL	40360	-
1997-96	2.4L	L4 Cyl	Undercar; 17" OAL	40323	-
1995	2.4L	L4 Cyl	4WD, Undercar	40008	70421
1995	2.4L	L4 Cyl	RWD, Undercar	40075	70318
1995	3.0L	V6 Cyl	Undercar	40008	70421

### PULSAR

1983	1.6L	L4 Cyl	Naturally Aspirated, Undercar	40007	70316
------	------	--------	-------------------------------	-------	-------

### PULSAR NX

1990-88	1.6L	L4 Cyl	Undercar	40007	70316
1989-88	1.8L	L4 Cyl	Undercar	40007	70316
1987	1.6L	L4 Cyl	Automatic, Undercar	40008	70421
1987	1.6L	L4 Cyl	Standard, Undercar	40007	70316
1986-83	1.6L	L4 Cyl	Naturally Aspirated, Undercar	40007	70316

### QUEST

2013-11	3.5L	V6 Cyl	Firewall Side; Precat	40886	-
2013-11	3.5L	V6 Cyl	Radiator Side; Precat	40885	-
2009-05	3.5L	V6 Cyl	5 SPD, Automatic, Radiator Side; Precat	40753	-
2009-04	3.5L	V6 Cyl	5 SPD, Automatic, Firewall Side; Precat	40576	-
2009-04	3.5L	V6 Cyl	5 SPD, Automatic, Undercar Rear	40578	70258
2006-04	3.5L	V6 Cyl	4 SPD, Automatic, Firewall Side; Precat	40552	-

Year

Liters

Cyl

Comments

Direct Fit #

Universal #

**NISSAN (Con't)**

**QUEST (Cont'd)**

2006-04	3.5L	V6 Cyl	4 SPD, Automatic, Radiator Side; Precat	40420	-
2006-04	3.5L	V6 Cyl	4 SPD, Automatic, Undercar Rear	40553	70258
2004	3.5L	V6 Cyl	5 SPD, Automatic, Radiator Side; Precat	40577	-
2002-01	3.3L	V6 Cyl	Undercar Rear	40573	83175
2002-01	3.3L	V6 Cyl	Radiator Side	40616	-
2002-99	3.3L	V6 Cyl	Federal Emissions; Undercar Front	40198	83804
2000-99	3.3L	V6 Cyl	Undercar Rear	40008	83165
2000-99	3.3L	V6 Cyl	GLE, CA Emissions; Radiator Side	40616	-
2000-99	3.3L	V6 Cyl	GXE, CA Emissions; Radiator Side	40616	-
2000-99	3.3L	V6 Cyl	SE, CA Emissions; Radiator Side	40616	-
1998-93	3.0L	V6 Cyl	CA Emissions; Undercar Front	40198	83804
1998-93	3.0L	V6 Cyl	Undercar Rear	40008	83165

**ROGUE**

2016-15	2.5L	L4 Cyl	Undercar Rear	40841	-
2016-08	2.5L	L4 Cyl	Front	40994	-
2014-11	2.5L	L4 Cyl	Undercar Rear	40841	70258
2010-08	2.5L	L4 Cyl	Federal Emissions; Undercar Rear	-	70258
2010-08	2.5L	L4 Cyl	Undercar Rear	40841	-

**SENTRA**

2012-09	2.0L	L4 Cyl	CA Emissions; Undercar Rear	40965	72214
2012-09	2.0L	L4 Cyl	Federal Emissions; Undercar Rear	40809	-
2012-09	2.0L	L4 Cyl	CA Emissions; Front	40999	-
2012-07	2.5L	L4 Cyl	Front	41000	-
2008-07	2.0L	L4 Cyl	Undercar Rear	40809	-
2006-03	1.8L	L4 Cyl	Front Precat	40512	-
2006-03	1.8L	L4 Cyl	Undercar Rear	40513	70257
2006-02	2.5L	L4 Cyl	Undercar Rear	40791	70259
2006-02	2.5L	L4 Cyl	Front	40810	-
2002-00	1.8L	L4 Cyl	Front Precat	40412	-
2002-00	1.8L	L4 Cyl	Undercar Rear	40372	83166
2001-00	2.0L	L4 Cyl	Undercar Rear	40372	83166
1999-95	1.6L	L4 Cyl	Undercar Front; w 20mm Air Tube Port	-	89144
1999-95	1.6L	L4 Cyl	Front; w 20mm Air Tube Port	40287	-
1996-95	1.6L	L4 Cyl	Undercar Rear	40230	-
1994-91	1.6L	L4 Cyl	Undercar	40075	70318
1994-91	2.0L	L4 Cyl	Undercar	40075	70318
1990-88	1.6L	L4 Cyl	FWD, Undercar	40007	70316
1987-86	1.6L	L4 Cyl	CARB, Undercar	40008	70421
1987	1.6L	L4 Cyl	FI, Undercar	40007	70316
1985-84	1.6L	L4 Cyl	Undercar Rear	40007	70316
1985-83	1.6L	L4 Cyl	Front	40207	-
1985-83	1.7L	L4 Cyl	Undercar Rear	40007	70316

APPLICATIONS



Year

Liters

Cyl

Comments

Direct Fit #

Universal #

## NISSAN (Con't)

### SENTRA (Cont'd)

1985-83	1.7L	L4 Cyl	Front	40207	-
1983-82	1.5L	L4 Cyl	Undercar Rear	40007	70316
1983-82	1.5L	L4 Cyl	Front	40207	-

### STANZA

1992-90	2.4L	L4 Cyl	Undercar	40008	70421
1989-88	2.0L	L4 Cyl	Sedan, Undercar	-	70247
1987-86	2.0L	L4 Cyl	Wagon, Undercar	40009	70317
1987	2.0L	L4 Cyl	Hatchback, Undercar	40008	70421
1987	2.0L	L4 Cyl	Sedan, Undercar	40008	70421
1986-83	2.0L	L4 Cyl	Sedan, Undercar	40007	70316
1985-82	2.0L	L4 Cyl	Hatchback, Undercar	40007	70316

### TITAN

2015-04	5.6L	V8 Cyl	Left	40637	-
2015-04	5.6L	V8 Cyl	Right	40638	-
2014-07	5.6L	V8 Cyl	4WD, Rear Right	40640	-
2014-04	5.6L	V8 Cyl	4WD, Rear Left	40639	-
2006-04	5.6L	V8 Cyl	4WD, Rear Right	40640	70258

### VERSA

2017-12	1.6L	L4 Cyl	Undercar	41154	-
2012-07	1.8L	L4 Cyl	Undercar	40695	-
2012-07	1.8L	L4 Cyl	Undercar Rear	-	70257

### XTERRA

2010-05	4.0L	V6 Cyl	Front Left	40710	-
2010-05	4.0L	V6 Cyl	Front Right	40711	-
2010-05	4.0L	V6 Cyl	Rear Left	40745	-
2010-05	4.0L	V6 Cyl	Rear Right	40746	-
2004-02	3.3L	V6 Cyl	Rear Left	40542	83624
2004-02	3.3L	V6 Cyl	Naturally Aspirated, Left	40851	-
2004-02	3.3L	V6 Cyl	Naturally Aspirated, Right	40852	-
2004-01	2.4L	L4 Cyl	Front Precat	40531	-
2004-00	3.3L	V6 Cyl	Rear Right	40411	83624
2001-00	3.3L	V6 Cyl	Front Left	40376	82724
2001-00	3.3L	V6 Cyl	Front Right	40377	82724
2001-00	3.3L	V6 Cyl	Rear Left	-	83624
2001-00	3.3L	V6 Cyl	Rear Left; 26" OAL	40410	-
2001-00	3.3L	V6 Cyl	Rear Left; 41" OAL	40542	-

### X-TRAIL

2016-07	2.5L	L4 Cyl	Front	40994	-
---------	------	--------	-------	-------	---

APPLICATIONS

Year

Liters

Cyl

Comments

Direct Fit #

Universal #

**OLDSMOBILE**

**88**

1999-97	3.8L	V6 Cyl	Undercar	-	99175
1999-97	3.8L	V6 Cyl	Undercar; 4 Bolt Inlet Flange	50290	-
1996-95	3.8L	V6 Cyl	Undercar	-	99176
1996-95	3.8L	V6 Cyl	Undercar; 2 Bolt Flange	50329	-
1994-92	3.8L	V6 Cyl	Undercar	50300	93166

**98**

1996-95	3.8L	V6 Cyl	Undercar	-	99176
1996-95	3.8L	V6 Cyl	Undercar; 2 Bolt Flange	50329	-
1994-92	3.8L	V6 Cyl	Undercar	50300	93166
1990-88	3.8L	V6 Cyl	C VIN, Undercar	50188	70318
1987-86	3.8L	V6 Cyl	Undercar	50186	70317
1985	3.8L	V6 Cyl	Undercar	50109	70421
1984	5.0L	V8 Cyl	Undercar	50108	70421
1984	5.7L	V8 Cyl	Undercar	50108	70421
1982-81	4.1L	V6 Cyl	Undercar	50016	70421
1980	5.0L	V8 Cyl	Undercar	50020	-
1980	5.7L	V8 Cyl	Undercar	50020	-
1979-78	5.7L	V8 Cyl	Undercar	50005	70317
1979-78	6.6L	V8 Cyl	Undercar	50005	70317

**ACHIEVA**

1998-96	2.4L	L4 Cyl	Automatic, Undercar	50280	82724
1998	3.1L	V6 Cyl	Undercar	50254	99774
1997	3.1L	V6 Cyl	Undercar	50283	82724
1996	3.1L	V6 Cyl	Undercar	50285	82724
1995-94	3.1L	V6 Cyl	Undercar	50222	70317
1995-94	3.1L	V6 Cyl	Undercar Rear	50251	70317
1994-93	2.3L	L4 Cyl	A VIN, Undercar	50246	70317
1993-92	3.3L	V6 Cyl	Undercar	50191	70317
1992	2.3L	L4 Cyl	Undercar	50190	70326

**ALERO**

2004-02	2.2L	L4 Cyl	Undercar	50346	99774
2004-99	3.4L	V6 Cyl	Undercar	50335	99774
2001-99	2.4L	L4 Cyl	Undercar	50289	82724

**AURORA**

2003-01	4.0L	V8 Cyl	Undercar	50290	-
1999-97	4.0L	V8 Cyl	Undercar	50290	99175
1995	4.0L	V8 Cyl	Undercar	50377	71423

**BRAVADA**

2004-02	4.2L	L6 Cyl	113.0 WB, Undercar	50365	93166
2001-00	4.3L	V6 Cyl	CA Emissions; Undercar Front	-	82464
2001-00	4.3L	V6 Cyl	Undercar Rear	-	83166

APPLICATIONS

Year

Liters

Cyl

Comments

Direct Fit #

Universal #

## OLDSMOBILE (Con't)

### BRAVADA (Cont'd)

2001	4.3L	V6 Cyl	Undercar	50376	-
2000	4.3L	V6 Cyl	CA Emissions; Undercar	50376	-
2000	4.3L	V6 Cyl	Federal Emissions; Undercar	50528	-
1999-98	4.3L	V6 Cyl	CA Emissions; Undercar Front	50361	-
1999-96	4.3L	V6 Cyl	Undercar	50233	83166
1994-92	4.3L	V6 Cyl	W VIN, Undercar	50259	70318
1992-91	4.3L	V6 Cyl	Z VIN, Undercar	50165	70318

### CALAIS

1987-85	2.5L	L4 Cyl	Undercar	50002	70316
1987-85	3.0L	V6 Cyl	Undercar	50002	70316

### CUSTOM CRUISER

1990-84	5.0L	V8 Cyl	Undercar	50108	70421
1985-84	5.7L	V8 Cyl	Undercar	50108	70421
1980	5.0L	V8 Cyl	Undercar	50020	-
1980	5.7L	V8 Cyl	Undercar	50020	-
1979-78	6.6L	V8 Cyl	Undercar	50005	70317 70530
1979-77	5.7L	V8 Cyl	Undercar	50005	70317
1977	6.6L	V8 Cyl	Undercar	50005	70317

### CUTLASS

1999-98	3.1L	V6 Cyl	Undercar	50335	99774
1997	3.1L	V6 Cyl	Undercar	50306	99175
1981	3.8L	V6 Cyl	Undercar	50016	70421
1981	4.3L	V8 Cyl	Undercar	50016	70421
1980	3.8L	V6 Cyl	Undercar; w/o Air Tube	50017	70421
1980	3.8L	V6 Cyl	Undercar; w Air Tube	50005	70317
1980	4.3L	V8 Cyl	Undercar	-	70316 70317
1980	4.3L	V8 Cyl	Undercar; Curved Converter	50019	-
1980	4.3L	V8 Cyl	Undercar; Straight Converter	50020	-
1980	5.0L	V8 Cyl	Undercar	50005	70317
1979-78	3.8L	V6 Cyl	Undercar	50016	70317
1979-78	5.0L	V8 Cyl	Undercar	-	70318
1979-78	5.0L	V8 Cyl	Undercar; Curved Converter	50005	-
1979-78	5.7L	V8 Cyl	Undercar	-	70318
1979-78	5.7L	V8 Cyl	Undercar; Curved Converter	50005	-
1979	4.3L	V8 Cyl	Undercar	-	70317
1979	4.3L	V8 Cyl	Undercar; Straight Converter	50016	-
1977	6.6L	V8 Cyl	Undercar	50005	70530
1976-75	4.1L	L6 Cyl	Undercar	50008	70318

### CUTLASS CALAIS

1991-90	2.3L	L4 Cyl	Undercar; w Air Tube	50155	70421
---------	------	--------	----------------------	-------	-------

Year

Liters

Cyl

Comments

Direct Fit #

Universal #

**OLDSMOBILE (Con't)**

**CUTLASS CALAIS (Cont'd)**

1991-90	2.5L	L4 Cyl	Undercar	50176	70318
1991-90	3.3L	V6 Cyl	Undercar	50191	70317
1991-88	2.3L	L4 Cyl	Undercar; w/o Air Tube	50223	70317
1989-88	2.5L	L4 Cyl	Undercar	50002	70316
1989	3.3L	V6 Cyl	Undercar	50189	70317
1988	3.0L	V6 Cyl	Undercar	50002	70316
1984-83	5.0L	V8 Cyl	Undercar	50109	70421
1984-83	5.7L	V8 Cyl	Undercar	50109	70421
1982-81	4.3L	V8 Cyl	Undercar	50016	70421
1982	5.0L	V8 Cyl	Undercar	50016	70421
1979-78	5.0L	V8 Cyl	Undercar	-	70318
1979-78	5.0L	V8 Cyl	Undercar; Curved Converter	50005	-
1979	5.7L	V8 Cyl	Undercar	-	70318
1979	5.7L	V8 Cyl	Undercar; Curved Converter	50005	-

**CUTLASS CIERA**

1996	3.1L	V6 Cyl	Undercar	50333	99174
1995-94	3.1L	V6 Cyl	Undercar	50258	99174
1995-93	2.2L	L4 Cyl	Undercar	50255	70316
1993-89	3.3L	V6 Cyl	Undercar	50246	71317
1992-87	2.5L	L4 Cyl	Undercar	50270	70419
1989-86	2.8L	V6 Cyl	W VIN, Undercar	50152	70419
1988-86	3.8L	V6 Cyl	Undercar	-	70316
1986	2.5L	L4 Cyl	Undercar	50152	70419
1986	2.8L	V6 Cyl	X VIN, Undercar	50245	70316
1985-84	3.8L	V6 Cyl	Undercar	50105	70419
1985-82	2.5L	L4 Cyl	Undercar	50105	70419
1985-82	2.8L	V6 Cyl	Undercar	50105	70419
1985-82	3.0L	V6 Cyl	Undercar	50105	70419
1982	4.3L	V6 Cyl	Undercar	50105	70419

**CUTLASS CRUISER**

1994	3.1L	V6 Cyl	Undercar	50258	99174
1993-89	3.3L	V6 Cyl	Undercar	50246	71317
1990-87	2.5L	L4 Cyl	Undercar	50270	70419
1989-87	2.8L	V6 Cyl	W VIN, Undercar	50152	70419
1988-87	3.8L	V6 Cyl	Undercar	-	70316
1983	5.0L	V8 Cyl	Undercar	50109	70421
1983	5.7L	V8 Cyl	Undercar	50109	70421
1982-81	3.8L	V6 Cyl	Undercar	50016	70421
1982-81	4.3L	V8 Cyl	Undercar	50016	70421
1982-81	5.0L	V8 Cyl	Undercar	50016	70421
1980	3.8L	V6 Cyl	Undercar; w/o Air Tube	50017	70421
1980	3.8L	V6 Cyl	Undercar; w Air Tube	50005	70317

APPLICATIONS

Year

Liters

Cyl

Comments

Direct Fit #

Universal #

## OLDSMOBILE (Con't)

### CUTLASS CRUISER (Cont'd)

1980	4.3L	V8 Cyl	Undercar	-	70316 70317
1980	4.3L	V8 Cyl	Undercar; Curved Converter	50019	-
1980	4.3L	V8 Cyl	Undercar; Straight Converter	50020	-
1980	5.0L	V8 Cyl	Undercar	50005	70317

### CUTLASS SALON

1987-85	5.0L	V8 Cyl	Undercar	50109	70421
1985	5.7L	V8 Cyl	Undercar	50109	70421
1980	3.8L	V6 Cyl	Undercar; w/o Air Tube	50017	70421
1980	3.8L	V6 Cyl	Undercar; w Air Tube	50005	70317
1980	4.3L	V8 Cyl	Undercar	-	70316 70317
1980	4.3L	V8 Cyl	Undercar; Curved Converter	50019	-
1980	4.3L	V8 Cyl	Undercar; Straight Converter	50020	-
1980	5.0L	V8 Cyl	Undercar	50005	70317
1979-78	3.8L	V6 Cyl	Undercar	50016	70317
1979-78	4.3L	V8 Cyl	Undercar	-	70317
1979-78	4.3L	V8 Cyl	Undercar; Straight Converter	50016	-
1979-78	5.0L	V8 Cyl	Undercar	-	70318
1979-78	5.0L	V8 Cyl	Undercar; Curved Converter	50005	-
1979	5.7L	V8 Cyl	Undercar	-	70318
1979	5.7L	V8 Cyl	Undercar; Curved Converter	50005	-
1977	6.6L	V8 Cyl	Undercar	50005	70530

### CUTLASS SUPREME

1997-96	3.1L	V6 Cyl	Undercar	50281	82774
1995-91	3.4L	V6 Cyl	Undercar	50250	70318
1995	3.1L	V6 Cyl	Undercar	-	82774
1995	3.1L	V6 Cyl	Undercar; w/o O2 Ports	50281	82724
1994	3.1L	V6 Cyl	Undercar	50281	82774
1993-91	3.1L	V6 Cyl	Undercar; Dual Exhaust System	50248 50304	70316 70318
1992-89	3.1L	V6 Cyl	Undercar; Single Exhaust System	50153	70316
1991-90	2.3L	L4 Cyl	Undercar	50153	70316
1990	3.1L	V6 Cyl	Undercar; Dual Exhaust System	50304	70316
1989-88	2.8L	V6 Cyl	Undercar	50153	70316
1989	3.1L	V6 Cyl	Undercar	50153	70316
1988-83	5.0L	V8 Cyl	Undercar	50109	70421
1982-81	3.8L	V6 Cyl	Undercar	50016	70421
1982-81	4.3L	V8 Cyl	Undercar	50016	70421
1982	4.3L	V6 Cyl	Undercar	50016	70421
1982	5.0L	V8 Cyl	Undercar	50016	70421
1980	3.8L	V6 Cyl	Undercar; w/o Air Tube	50017	70421
1980	3.8L	V6 Cyl	Undercar; w Air Tube	50005	70317

Year

Liters

Cyl

Comments

Direct Fit #

Universal #

**OLDSMOBILE (Con't)**

**CUTLASS SUPREME (Cont'd)**

1980	4.3L	V8 Cyl	Undercar	-	70316 70317
1980	4.3L	V8 Cyl	Undercar; Curved Converter	50019	-
1980	4.3L	V8 Cyl	Undercar; Straight Converter	50020	-
1980	5.0L	V8 Cyl	Undercar	50005	70317
1979-78	3.8L	V6 Cyl	Undercar	50016	70317
1979-78	4.3L	V8 Cyl	Undercar	-	70317
1979-78	4.3L	V8 Cyl	Undercar; Straight Converter	50016	-
1979-78	5.0L	V8 Cyl	Undercar	-	70318
1979-78	5.0L	V8 Cyl	Undercar; Curved Converter	50005	-
1979-78	5.7L	V8 Cyl	Undercar	-	70318
1979-78	5.7L	V8 Cyl	Undercar; Curved Converter	50005	-
1977	6.6L	V8 Cyl	Undercar	50005	70530
1976-75	4.1L	L6 Cyl	Undercar	50008	70318

**DELTA 88**

1991-88	3.8L	V6 Cyl	C VIN, Undercar	50188	70318
1988	3.8L	V6 Cyl	3 VIN, Undercar	50187	70317
1987-86	3.8L	V6 Cyl	Undercar	50186	70317
1986	3.0L	V6 Cyl	Undercar	50203	70317
1985-84	5.0L	V8 Cyl	Undercar	50108	70421
1985-84	5.7L	V8 Cyl	Undercar	50108	70421
1985-83	3.8L	V6 Cyl	Undercar	50109	70421
1982-80	3.8L	V6 Cyl	Undercar	50016	70421
1980	4.3L	V8 Cyl	Undercar	50020	-
1980	5.0L	V8 Cyl	Undercar	50020	-
1980	5.7L	V8 Cyl	Undercar	50020	-
1979-78	4.3L	V8 Cyl	Undercar	-	70317
1979-78	4.3L	V8 Cyl	Undercar; Curved Converter	50016	-
1979-78	4.3L	V8 Cyl	Undercar; Straight Converter	50005	-
1979-78	6.6L	V8 Cyl	Undercar	50005	70317 70530
1979-77	3.8L	V6 Cyl	Undercar	50005	70317
1979-77	5.7L	V8 Cyl	Undercar	50005	70317
1979	4.9L	V8 Cyl	Undercar	50005	70317
1977	4.3L	V8 Cyl	Undercar	50005	70317
1977	6.6L	V8 Cyl	Undercar	50005	70317
1976-75	5.7L	V8 Cyl	Undercar	50008	70318

**FIRENZA**

1988-87	2.0L	L4 Cyl	1 VIN, Undercar	50002	70316
1988-87	2.0L	L4 Cyl	K VIN, Undercar	50174	70317
1987-85	2.8L	V6 Cyl	Undercar	50002	70317
1986-84	2.0L	L4 Cyl	Naturally Aspirated, Undercar	50101	71419

APPLICATIONS

Year

Liters

Cyl

Comments

Direct Fit #

Universal #

## OLDSMOBILE (Con't)

### INTRIGUE

1999-98	3.8L	V6 Cyl	Undercar	50321	99176
---------	------	--------	----------	-------	-------

### LSS

1999-97	3.8L	V6 Cyl	Undercar	50290	99175
1999-97	3.8L	V6 Cyl	Undercar; 4 Bolt Inlet Flange	50290	-
1996	3.8L	V6 Cyl	Undercar	50290	99175 99176
1996	3.8L	V6 Cyl	Undercar; 2 Bolt Flange	50329	-

### OMEGA

1984-82	2.5L	L4 Cyl	Undercar	50105	70419
1984-82	2.8L	V6 Cyl	Undercar	50105	70419
1981	2.5L	L4 Cyl	Undercar	50101	70419
1981	2.8L	V6 Cyl	Undercar	50101	70419
1980	2.5L	L4 Cyl	Undercar	50002	70316
1980	2.8L	V6 Cyl	Undercar	50002	70316
1979-77	3.8L	V6 Cyl	Undercar	50012	70317
1979-77	5.0L	V8 Cyl	Undercar	50012	70317
1979-75	5.7L	V8 Cyl	Undercar	50012	70317
1977-75	4.3L	V8 Cyl	Undercar	50012	70317
1976-75	4.1L	L6 Cyl	Undercar	50012	70317

### REGENCY

1998-97	3.8L	V6 Cyl	Undercar	-	99175
1998-97	3.8L	V6 Cyl	Undercar; 4 Bolt Inlet Flange	50290	-

### SILHOUETTE

2003-02	3.4L	V6 Cyl	FWD, Undercar	50357	99175
2001	3.4L	V6 Cyl	Undercar	50330	83164
2000-97	3.4L	V6 Cyl	Undercar	50301	82724
1996	3.4L	V6 Cyl	Undercar	50235	83706
1995-93	3.8L	V6 Cyl	Undercar	50229	70317
1994-93	3.1L	V6 Cyl	Undercar	50226	70316
1992-90	3.1L	V6 Cyl	Undercar	50196 50227	70318
1992	3.8L	V6 Cyl	Undercar	50228	70318

### STARFIRE

1980-78	2.5L	L4 Cyl	Undercar	-	70317
1980-78	2.5L	L4 Cyl	Undercar; 12" OAL	50014	-
1980-78	2.5L	L4 Cyl	Undercar; 20" OAL	50012	-
1980-75	3.8L	V6 Cyl	Undercar	-	70317
1980-75	3.8L	V6 Cyl	Undercar; 12" OAL	50014	-
1980-75	3.8L	V6 Cyl	Undercar; 20" OAL	50012	-
1979-77	5.0L	V8 Cyl	Undercar	-	70317
1979-77	5.0L	V8 Cyl	Undercar; 12" OAL	50014	-
1979-77	5.0L	V8 Cyl	Undercar; 20" OAL	50012	-

APPLICATIONS

Year

Liters

Cyl

Comments

Direct Fit #

Universal #

**OLDSMOBILE (Con't)**

**TORONADO**

1992-88	3.8L	V6 Cyl	Undercar	50002	70316
1987-86	3.8L	V6 Cyl	Undercar	50186	70317
1985-84	5.0L	V8 Cyl	Undercar	50108	70421
1984	4.1L	V6 Cyl	Undercar	50109	70421
1983-81	4.1L	V6 Cyl	Undercar	50016	70421
1983-81	5.0L	V8 Cyl	Undercar	50016	70317
1980	5.0L	V8 Cyl	Undercar	-	70317
1980	5.0L	V8 Cyl	Undercar; Curved Converter	50005	-
1980	5.0L	V8 Cyl	Undercar; Straight Converter	50020	-
1980	5.7L	V8 Cyl	Undercar	-	70317
1980	5.7L	V8 Cyl	Undercar; Curved Converter	50005	-
1980	5.7L	V8 Cyl	Undercar; Straight Converter	50020	-
1979	5.7L	V8 Cyl	Undercar	50005	70317

**PEUGEOT**

**405**

1991-89	1.9L	L4 Cyl	Undercar	40020	70317
---------	------	--------	----------	-------	-------

**505**

1990-86	2.2L	L4 Cyl	Turbocharged, Wagon, Undercar	-	83705
1985-80	2.0L	L4 Cyl	Naturally Aspirated, Undercar	-	70316
1985-80	2.0L	L4 Cyl	Naturally Aspirated, Undercar; 28 3/4" OAL	40172	-
1983-80	2.0L	L4 Cyl	Undercar	40170	83705

**PLYMOUTH**

**ACCLAIM**

1995-92	3.0L	V6 Cyl	Undercar	20270	70421
1991-89	3.0L	V6 Cyl	Undercar	20271	70421
1990-89	2.5L	L4 Cyl	Turbocharged, Undercar	20250	70318

**BREEZE**

2000-97	2.4L	L4 Cyl	Undercar	-	83165
2000-97	2.4L	L4 Cyl	Undercar; 4 Bolt Flange	20322	-
1999-96	2.0L	L4 Cyl	Undercar; 4 Bolt Flange	20322	-
1999	2.0L	L4 Cyl	Undercar	-	83165
1998-96	2.0L	L4 Cyl	Undercar	-	83165 83166
1998-96	2.0L	L4 Cyl	Undercar; 2 Bolt Flange	20321	-

**CARAVELLE**

1988-86	2.2L	L4 Cyl	Naturally Aspirated, Undercar	20248	70419
1986	2.2L	L4 Cyl	Turbocharged, Undercar	20249	70318
1985-83	2.6L	L4 Cyl	Undercar	20143	70419

**CHAMP**

1982-81	1.4L	L4 Cyl	Undercar Front; w Air Tube	40103	-
---------	------	--------	----------------------------	-------	---

APPLICATIONS



Year

Liters

Cyl

Comments

Direct Fit #

Universal #

## PLYMOUTH (Con't)

### CHAMP (Cont'd)

1982-81	1.6L	L4 Cyl	Undercar Front; w Air Tube	40103	-
1982-79	1.4L	L4 Cyl	Undercar Rear	40097	70316
1982-79	1.6L	L4 Cyl	Undercar Rear	40097	70316

### COLT

1991-89	1.5L	L4 Cyl	Undercar	40073	70316
1990-89	1.6L	L4 Cyl	Undercar	40073	70316
1988-87	1.5L	L4 Cyl	Undercar; From 12/86	40077	70316
1988-87	1.6L	L4 Cyl	Undercar; From 12/86	40077	70316
1988	2.0L	L4 Cyl	Undercar; From 12/86	40077	70316
1987-84	2.0L	L4 Cyl	Wagon, Undercar; To 12/86	40097	70316
1986-85	1.5L	L4 Cyl	Undercar Rear	40097	70316
1986-81	1.6L	L4 Cyl	Undercar Rear	40097	70316
1984-81	1.4L	L4 Cyl	Undercar Rear	40097	70316

### FURY

1978-75	5.2L	V8 Cyl	Undercar	-	70318
---------	------	--------	----------	---	-------

### GRAND VOYAGER

2000-96	3.3L	V6 Cyl	Undercar	20306	83165
1999	3.8L	V6 Cyl	Undercar	20306	83165
1997-96	3.0L	V6 Cyl	Undercar	20311	83165
1995-94	3.8L	V6 Cyl	AWD, Undercar	20273	70318
1995-94	3.8L	V6 Cyl	FWD, Undercar	20290	70318
1995-92	3.0L	V6 Cyl	Undercar; w One Bend in Rear Pipe	20290	-
1995-92	3.3L	V6 Cyl	FWD, Undercar	20290	70318
1995	3.0L	V6 Cyl	Undercar	-	83165
1994-92	3.0L	V6 Cyl	Undercar	-	70317 83165
1994-92	3.0L	V6 Cyl	Undercar; 2 Bends in Rear Pipe	20276	-
1992-91	3.3L	V6 Cyl	AWD, Undercar	20273	70318
1991-90	3.3L	V6 Cyl	FWD, Undercar	20255	70318
1990	3.3L	V6 Cyl	FWD, Undercar; Reuse original gasket	20255	-
1989	3.0L	V6 Cyl	FWD, Undercar	-	70317
1989	3.0L	V6 Cyl	FWD, Undercar; Reuse original gasket	20255	-
1988	2.5L	L4 Cyl	Naturally Aspirated, Undercar	20254	70318
1988	3.0L	V6 Cyl	Undercar	20256	70317

### GRAN FURY

1989-82	5.2L	V8 Cyl	Undercar Rear	20120	70421
1983-82	3.7L	L6 Cyl	Undercar	-	70316
1981-80	5.2L	V8 Cyl	Undercar Rear	-	70318
1977-75	5.2L	V8 Cyl	Undercar	-	70318
1977	5.9L	V8 Cyl	Undercar	-	70318

APPLICATIONS

Year

Liters

Cyl

Comments

Direct Fit #

Universal #

**PLYMOUTH (Con't)**

**HORIZON**

1990-84	2.2L	L4 Cyl	Undercar Front	20243	70419
1986-83	1.6L	L4 Cyl	Base, Undercar	20143	70419
1986-83	1.6L	L4 Cyl	Undercar	20143	70419
1983-82	1.7L	L4 Cyl	Undercar Rear	-	70421
1983-81	1.7L	L4 Cyl	Undercar Front	20141	70419
1981-78	1.7L	L4 Cyl	4 DR, Undercar	20037	70419
1979	1.7L	L4 Cyl	2 DR, Undercar	20037	70421

**LASER**

1993-90	1.8L	L4 Cyl	Undercar	40073	70317
1993-90	2.0L	L4 Cyl	Undercar	40073	70317

**NEON**

2001-00	2.0L	L4 Cyl	C VIN, ULEV Emissions; Undercar Rear	20361	82725
2001-00	2.0L	L4 Cyl	Federal Emissions; Undercar	20313	82724
2001-00	2.0L	L4 Cyl	LEV Emissions; Undercar	20343	82614
1999-96	2.0L	L4 Cyl	CA Emissions; Undercar	20358	-
1999-95	2.0L	L4 Cyl	Federal Emissions; Undercar	20296	83166

**PB100**

1980	5.2L	V8 Cyl	Undercar; w/o Air Tube	20112	70421
------	------	--------	------------------------	-------	-------

**PB150**

1983	5.2L	V8 Cyl	Undercar; w/o Air Tube	20112	70421
1981	5.2L	V8 Cyl	Undercar; w/o Air Tube	20112	70421

**PB200**

1980	5.2L	V8 Cyl	Undercar; w/o Air Tube	20112	70421
1979-75	5.2L	V8 Cyl	Undercar	-	70423
1979-75	5.9L	V8 Cyl	Undercar	-	70423

**PB250**

1983-81	5.2L	V8 Cyl	Undercar; w/o Air Tube	20112	70421
---------	------	--------	------------------------	-------	-------

**PB300**

1980	5.2L	V8 Cyl	Undercar; w/o Air Tube	20112	70421
------	------	--------	------------------------	-------	-------

**PB350**

1983-81	5.2L	V8 Cyl	Undercar; w/o Air Tube	20112	70421
1983	5.9L	V8 Cyl	Undercar	20112	70421

**RELIANT**

1989-88	2.2L	L4 Cyl	Naturally Aspirated, Undercar	20248	70419
1988-86	2.5L	L4 Cyl	Naturally Aspirated, Undercar	20248	70419
1987-86	2.2L	L4 Cyl	Naturally Aspirated, Standard, Undercar	20141	70419
1985-81	2.6L	L4 Cyl	Undercar Front	20143	70419
1985	2.2L	L4 Cyl	CARB, Undercar	20141	70419
1984-81	2.2L	L4 Cyl	Undercar	20141	70419
1982-81	2.2L	L4 Cyl	Undercar	-	70419

APPLICATIONS

Year

Liters

Cyl

Comments

Direct Fit #

Universal #

## PLYMOUTH (Con't)

### RELIANT (Cont'd)

1982-81	2.6L	L4 Cyl	Undercar	-	70419
---------	------	--------	----------	---	-------

### SAPORO

1983-81	2.6L	L4 Cyl	Federal Emissions; Undercar Rear	-	70382
---------	------	--------	----------------------------------	---	-------

### SCAMP

1983	2.2L	L4 Cyl	Undercar	20141	70419
------	------	--------	----------	-------	-------

### SUNDANCE

1994-93	3.0L	V6 Cyl	Undercar	20287	70318
1994-88	2.5L	L4 Cyl	Naturally Aspirated, Undercar	20124	70419
1994-87	2.2L	L4 Cyl	Naturally Aspirated, Undercar	20124	70419
1991-89	2.5L	L4 Cyl	Turbocharged, Undercar	20250	70318
1988	2.2L	L4 Cyl	Turbocharged, Undercar	20250	70318

### TURISMO

1985-83	1.6L	L4 Cyl	Base, Undercar	20143	70419
---------	------	--------	----------------	-------	-------

### VOLARE

1980-79	5.2L	V8 Cyl	2 DR, Coupe, Undercar	-	70421
1980	3.7L	L6 Cyl	2 DR, Coupe, Undercar	-	70317
1980	3.7L	L6 Cyl	4 DR, Undercar	20008	70317
1980	5.2L	V8 Cyl	2 DR, Coupe, Undercar; 2" Inlet	-	70316
1980	5.2L	V8 Cyl	4 DR, Undercar	-	70421
1979	3.7L	L6 Cyl	2 DR, Coupe, Undercar	20115	70317
1979	3.7L	L6 Cyl	4 DR, Undercar	-	70316
1979	5.2L	V8 Cyl	4 DR, Undercar	-	70317
1978-76	5.2L	V8 Cyl	Undercar; 1 7/8" Inlet	-	70317
1978-76	5.2L	V8 Cyl	Undercar; 2 1/4" Inlet	-	70317
1978-76	5.9L	V8 Cyl	Undercar; 1 7/8" Inlet	-	70317
1978-76	5.9L	V8 Cyl	Undercar; 2 1/4" Inlet	-	70317

### VOYAGER

2000-96	2.4L	L4 Cyl	Undercar	20306	83165
2000-96	3.0L	V6 Cyl	Undercar	20311	83165
2000-96	3.3L	V6 Cyl	Undercar	20306	83165
1999-98	3.8L	V6 Cyl	Undercar	20306	83165
1995-92	2.5L	L4 Cyl	Naturally Aspirated, Undercar	20291	70317
1995-92	3.0L	V6 Cyl	FWD, Undercar	-	70318
1995-92	3.0L	V6 Cyl	FWD, Undercar; w One Bend in Rear Pipe	20290	-
1995-92	3.0L	V6 Cyl	Undercar; w One Bend in Rear Pipe	20290	-
1995-92	3.3L	V6 Cyl	FWD, Undercar	20290	70318
1995	3.0L	V6 Cyl	Undercar	-	83165
1994-92	3.0L	V6 Cyl	Undercar	-	70317 83165
1994-92	3.0L	V6 Cyl	Undercar; 2 Bends in Rear Pipe	20276	-
1993-91	3.3L	V6 Cyl	AWD, Undercar	20273	70318

Year

Liters

Cyl

Comments

Direct Fit #

Universal #

**PLYMOUTH (Con't)**

**VOYAGER (Cont'd)**

1991-89	3.0L	V6 Cyl	FWD, Undercar	-	70317
1991-89	3.0L	V6 Cyl	FWD, Undercar; Reuse original gasket	20255	-
1991-89	3.0L	V6 Cyl	Undercar	-	70318
1991-89	3.0L	V6 Cyl	Undercar; 2 Bends in Rear Pipe	20255	-
1991-88	2.5L	L4 Cyl	FI, Undercar	-	70318
1991-88	2.5L	L4 Cyl	FI, Undercar; Reuse original gasket	20254	-
1991-88	2.5L	L4 Cyl	Naturally Aspirated, Undercar	20254	70318
1991	3.3L	V6 Cyl	FWD, Undercar	20255	70318
1991	3.3L	V6 Cyl	FWD, Undercar; Reuse original gasket	20255	-
1990-89	2.5L	L4 Cyl	Turbocharged, Undercar	20265	70318
1988-87	3.0L	V6 Cyl	Undercar	-	70317
1988-87	3.0L	V6 Cyl	Undercar; Reuse original gasket	20256	-
1987-84	2.2L	L4 Cyl	Undercar	20145	70419
1987-84	2.6L	L4 Cyl	Undercar	20145	70419

**PONTIAC**

**6000**

1991-90	3.1L	V6 Cyl	Undercar	50245	70316
1991-87	2.5L	L4 Cyl	Undercar	50270	70419
1989-86	2.8L	V6 Cyl	W VIN, Undercar	50245	70316
1986	2.5L	L4 Cyl	Undercar	50152 50270	70419
1986	2.8L	V6 Cyl	X VIN, Undercar	50245	70316
1985-82	2.5L	L4 Cyl	Undercar	50152	70419
1985-82	2.8L	V6 Cyl	Undercar	50105	70419
1985-82	4.3L	V6 Cyl	Undercar	50105	70419

**ASTRE**

1977	2.5L	L4 Cyl	Undercar	-	70317
1977	2.5L	L4 Cyl	Undercar; Curved Converter	50014	-
1977	2.5L	L4 Cyl	Undercar; Straight Converter	50012	-

**AZTEK**

2005-01	3.4L	V6 Cyl	AWD, Undercar	50353	99775
2005-01	3.4L	V6 Cyl	FWD, Undercar	50357	99175

**BONNEVILLE**

2005-00	3.8L	V6 Cyl	SE, Undercar; Single Outlet	50316	99176
2005-00	3.8L	V6 Cyl	SLE, Undercar; Single Outlet	50316	99176
2003-00	3.8L	V6 Cyl	Supercharged, Undercar	50433	99177
1999-97	3.8L	V6 Cyl	Naturally Aspirated, Undercar	-	99175
1999-97	3.8L	V6 Cyl	Naturally Aspirated, Undercar; 4 Bolt Inlet Flange	50290	-
1996-95	3.8L	V6 Cyl	Undercar	50329	99176
1994-92	3.8L	V6 Cyl	Naturally Aspirated, Undercar	50300	99176
1991-88	3.8L	V6 Cyl	Undercar	50187	70317

APPLICATIONS

Year

Liters

Cyl

Comments

Direct Fit #

Universal #

## PONTIAC (Con't)

### BONNEVILLE (Cont'd)

1987	3.8L	V6 Cyl	Undercar	50155	70421
1986-83	5.0L	V8 Cyl	Undercar	-	70421
1986-83	5.0L	V8 Cyl	Undercar; 2 1/2" Ball Flare	50110	-
1986	4.3L	V6 Cyl	Undercar	50113	70421
1986	5.0L	V8 Cyl	Undercar; 2 1/4" Ball Flare	50108	-
1985-84	3.8L	V6 Cyl	Undercar	50109	70421
1983	3.8L	V6 Cyl	Undercar	50110	70421
1981	5.0L	V8 Cyl	Undercar; w Air Tube	50016	70421
1980	4.9L	V8 Cyl	Undercar	-	70317
1980	4.9L	V8 Cyl	Undercar; Curved Converter	50005	-
1980	5.7L	V8 Cyl	Undercar	-	70317
1980	5.7L	V8 Cyl	Undercar; Curved Converter	50005	-
1980	5.7L	V8 Cyl	Undercar; Straight Converter	50105	-
1979-77	5.7L	V8 Cyl	Undercar	50005	70317
1979-77	6.6L	V8 Cyl	Undercar	50005	70530
1976-75	6.6L	V8 Cyl	Undercar	50008	70530
1976-75	7.5L	V8 Cyl	Undercar	50008	70530

### FIERO

1988-85	2.8L	V6 Cyl	Undercar	50179	70316
1988-84	2.5L	L4 Cyl	Undercar	50179	70316

### FIREBIRD

2002-00	5.7L	V8 Cyl	Formula, Undercar Left	50355	83425
2002-00	5.7L	V8 Cyl	Formula, Undercar Right	50356	83165
2002-00	5.7L	V8 Cyl	Trans Am, Undercar Left	50355	83425
2002-00	5.7L	V8 Cyl	Trans Am, Undercar Right	50356	83165
2002-95	3.8L	V6 Cyl	CA Emissions; Undercar	50373	99176
2002-95	3.8L	V6 Cyl	Federal Emissions; Undercar	50299	99176
1999-98	5.7L	V8 Cyl	Undercar Left	50315	83164
1999-98	5.7L	V8 Cyl	Undercar Right	50314	82724
1998-96	5.7L	V8 Cyl	Undercar Rear	-	83165
1998-95	5.7L	V8 Cyl	Rear	50312	-
1997-96	5.7L	V8 Cyl	Undercar Front	50311	82725
1995-93	3.4L	V6 Cyl	Undercar	50221	70318
1995-93	5.7L	V8 Cyl	Undercar; Single Converter System	50262	70534
1995	5.7L	V8 Cyl	Undercar Front	50311	70317
1995	5.7L	V8 Cyl	Undercar Rear	-	70317
1992-90	3.1L	V6 Cyl	Undercar	50110	70421
1992-90	5.0L	V8 Cyl	Undercar	50110	70421
1992-89	5.0L	V8 Cyl	Base, Standard, Undercar; w TPI	50206	71318
1992-89	5.0L	V8 Cyl	Trans Am, Standard, Undercar; w TPI	50206	71318
1992-89	5.0L	V8 Cyl	Trans Am GTA, Standard, Undercar; w TPI	50206	71318
1992-89	5.7L	V8 Cyl	Formula, Undercar; w TPI	50206	71318

Year

Liters

Cyl

Comments

Direct Fit #

Universal #

**PONTIAC (Con't)**

**FIREBIRD (Cont'd)**

1992-89	5.7L	V8 Cyl	Trans Am, Undercar; w TPI	50206	71318
1992-89	5.7L	V8 Cyl	Trans Am GTA, Undercar; w TPI	50206	71318
1989-87	5.7L	V8 Cyl	Undercar; 3" Single Converter System	50141	70637
1989-83	2.8L	V6 Cyl	Undercar	50110	70421
1987-83	5.0L	V8 Cyl	Undercar	50110	70421
1987	5.7L	V8 Cyl	Undercar	50110	70421
1986-84	2.5L	L4 Cyl	Undercar	50167	70317
1986	5.0L	V8 Cyl	Undercar; 3" Single Converter System	50141	70637
1985-83	5.0L	V8 Cyl	Undercar; High Output Engine	50106	70421
1983-82	2.5L	L4 Cyl	Undercar	-	70419
1982	2.8L	V6 Cyl	Undercar	-	70419
1982	5.0L	V8 Cyl	Undercar	50068	70317
1981	3.8L	V6 Cyl	Undercar	-	70317
1981	3.8L	V6 Cyl	Undercar; Curved Converter	50019	-
1981	3.8L	V6 Cyl	Undercar; w Air Tube	50016	70421
1981	4.3L	V8 Cyl	Undercar; Curved Converter; w/o Air Tube	50019	-
1981	4.3L	V8 Cyl	Undercar; w/o Air Tube	-	70317
1981	4.3L	V8 Cyl	Undercar; w Air Tube	50167	70421
1981	4.4L	V8 Cyl	Undercar; Curved Converter; w/o Air Tube	50019	-
1981	4.4L	V8 Cyl	Undercar; w/o Air Tube	-	70317
1981	4.4L	V8 Cyl	Undercar; w Air Tube	50167	70421
1981	4.9L	V8 Cyl	Undercar; Curved Converter; w/o Air Tube	50019	-
1981	4.9L	V8 Cyl	Undercar; w/o Air Tube	-	70317
1981	4.9L	V8 Cyl	Undercar; w Air Tube	50167	70421
1981	5.0L	V8 Cyl	Undercar; Curved Converter; w/o Air Tube	50019	-
1981	5.0L	V8 Cyl	Undercar; w/o Air Tube	-	70317
1981	5.0L	V8 Cyl	Undercar; w Air Tube	50167	70421
1980	3.8L	V6 Cyl	Undercar	50005	70317
1980	4.3L	V8 Cyl	Undercar; 2 1/2" ID Inlet	50005	70317
1980	4.9L	V8 Cyl	Undercar; 2 1/2" ID Inlet	50005	70317
1980	5.0L	V8 Cyl	Undercar; 2 1/2" ID Inlet	50005	70317
1979-77	3.8L	V6 Cyl	Undercar	-	70317
1979-77	3.8L	V6 Cyl	Undercar; Ball Type Flange	50012	-
1979-77	3.8L	V6 Cyl	Undercar; Flat Flange Outlet	50013	-
1979-77	5.0L	V8 Cyl	Undercar	50013	70317
1979-77	5.7L	V8 Cyl	Undercar	50013	70317
1979-77	6.6L	V8 Cyl	Undercar	50013	70530
1979	4.9L	V8 Cyl	Undercar	50013	70317
1977	4.9L	V8 Cyl	Undercar	50013	70317
1976-75	5.7L	V8 Cyl	Undercar	50012	70316
1976-75	6.6L	V8 Cyl	Undercar	50012	70316
1976-75	7.5L	V8 Cyl	Undercar	50012	70316

**APPLICATIONS**

Year

Liters

Cyl

Comments

Direct Fit #

Universal #

## PONTIAC (Con't)

### FIREFLY

2000-98	1.3L	L4 Cyl	CA Emissions; Undercar	50359	-
2000-98	1.3L	L4 Cyl	CA Emissions; Front	50406	-
1995	1.0L	L3 Cyl	Undercar Rear	50268	83704
1991-85	1.0L	L3 Cyl	Naturally Aspirated, Undercar	50184	70316
1988-87	1.0L	L3 Cyl	Turbocharged, Undercar	40174	70316

### G3

2010-09	1.6L	L4 Cyl	Undercar Rear	50540	-
2010-09	1.6L	L4 Cyl	Front	50485	-

### G5

2009-08	2.2L	L4 Cyl	Automatic, Undercar	50459	-
2008	2.4L	L4 Cyl	Automatic, Undercar	50459	-
2007	2.2L	L4 Cyl	Undercar	50374	99774
2007	2.4L	L4 Cyl	Undercar	50374	99774

### G6

2010-09	2.4L	L4 Cyl	6 SPD, Front Precat	50493	-
2010-09	2.4L	L4 Cyl	6 SPD, Undercar Rear	50494	70318
2010-08	2.4L	L4 Cyl	PZEV Emissions; Front	50501	-
2010-08	3.5L	V6 Cyl	Front Left	50474	-
2010-08	3.5L	V6 Cyl	Front Right	50475	-
2010	3.5L	V6 Cyl	Undercar Rear	50476	-
2009-07	3.6L	V6 Cyl	Firewall Side	50427	-
2009-07	3.6L	V6 Cyl	Radiator Side; Precat	50426	-
2009-07	3.6L	V6 Cyl	Undercar	-	93804
2009-07	3.6L	V6 Cyl	Undercar Rear	50476	-
2009-06	2.4L	L4 Cyl	exc. PZEV Emissions; Front	50434	-
2009	3.5L	V6 Cyl	Undercar Rear	50476	70318
2008	3.5L	V6 Cyl	Undercar Rear	50476	-
2007-06	3.9L	V6 Cyl	Automatic, Firewall Side	50490	-
2007	3.5L	V6 Cyl	Firewall Side	50490	-
2006-05	3.5L	V6 Cyl	Firewall Side	50448	-
2006-05	3.5L	V6 Cyl	Radiator Side; Precat	50447	-

### G8

2009-08	6.0L	V8 Cyl	Undercar Left	50498	-
2009-08	6.0L	V8 Cyl	Undercar Right	50499	-

### GRAND AM

2005-02	2.2L	L4 Cyl	Undercar	50346	99774
2005	3.4L	V6 Cyl	SE, Undercar	50335	99774
2004-03	3.4L	V6 Cyl	SE2, Undercar	50335	99774
2004-00	3.4L	V6 Cyl	SE1, Undercar	50335	99774
2001-00	2.4L	L4 Cyl	Undercar	50289	82724
2000	3.4L	V6 Cyl	SE2, Undercar	50335	99774

APPLICATIONS

*Year*
*Liters*
*Cyl*
*Comments*
*Direct Fit #*
*Universal #*
**PONTIAC (Con't)**
**GRAND AM (Cont'd)**

1999	2.4L	L4 Cyl	GT, Undercar	-	82154
1999	2.4L	L4 Cyl	GT, Undercar; 1st Design; 4 Bolt Flange	50264	-
1999	2.4L	L4 Cyl	GT, Undercar; 2nd Design; 3 Bolt Flange	50289	-
1999	2.4L	L4 Cyl	SE, Undercar	-	82154
1999	2.4L	L4 Cyl	SE, Undercar; 1st Design; 4 Bolt Flange	50264	-
1999	2.4L	L4 Cyl	SE, Undercar; 2nd Design; 3 Bolt Flange	50289	-
1999	3.4L	V6 Cyl	SE, Undercar	50335	99774
1998-96	2.4L	L4 Cyl	GT, Automatic, Undercar	50280	82724
1998-96	2.4L	L4 Cyl	SE, Automatic, Undercar	50280	82724
1997	3.1L	V6 Cyl	Undercar	50283	82724
1996	3.1L	V6 Cyl	Undercar	50285	82724
1995-94	3.1L	V6 Cyl	GT, Undercar	50251	82724
1995-93	2.3L	L4 Cyl	GT, Automatic, Undercar	-	70317
1995-93	2.3L	L4 Cyl	GT, Standard, Undercar	50205	70317
1995-93	2.3L	L4 Cyl	SE, Automatic, Undercar	-	70317
1995-93	2.3L	L4 Cyl	SE, Standard, Undercar	50205	70317
1993-92	3.3L	V6 Cyl	Undercar	50191	70317
1992-88	2.3L	L4 Cyl	Undercar; 2 1/4" Outlet	50223	70317
1992	2.3L	L4 Cyl	Undercar; 1 3/4" Outlet	50190	70326
1991-90	2.5L	L4 Cyl	Undercar	50176	70318
1989-88	2.3L	L4 Cyl	Undercar; 2 3/4" Outlet	50189	70421
1989-87	2.0L	L4 Cyl	Undercar	50155	70421
1989-85	2.5L	L4 Cyl	Undercar	50002	70316
1987-85	3.0L	V6 Cyl	Undercar	50002	70316

**GRAND PRIX**

2008-05	5.3L	V8 Cyl	Undercar	50531	-
2008-04	3.8L	V6 Cyl	Undercar	50358	-
2003-97	3.1L	V6 Cyl	Undercar	50322	99175
2003-97	3.8L	V6 Cyl	Undercar	50321	99176
1996-94	3.1L	V6 Cyl	Undercar; exc. Performance Package	-	82664
1996-94	3.1L	V6 Cyl	Undercar; For Non-Performance Exhaust System	50281	-
1995-91	3.4L	V6 Cyl	Undercar	50250	70318
1995-90	3.1L	V6 Cyl	Undercar; Dual Exhaust System	50248	70318
1993-90	3.1L	V6 Cyl	Undercar; Single Exhaust System	50304	70316
1991-90	2.3L	L4 Cyl	Undercar	50223	70317
1989-88	2.8L	V6 Cyl	Undercar; Single Exhaust System	50153	70316
1987-86	4.3L	V6 Cyl	Undercar	50113	70317
1987-83	3.8L	V6 Cyl	Undercar	50109	70421
1987-83	5.0L	V8 Cyl	Undercar	50110	70317
1982-81	3.8L	V6 Cyl	Undercar	50016	70421
1982-81	4.4L	V8 Cyl	Undercar	50016	70317
1982-81	5.7L	V8 Cyl	Undercar	50016	70317

**APPLICATIONS**



Year

Liters

Cyl

Comments

Direct Fit #

Universal #

APPLICATIONS

## PONTIAC (Con't)

### GRAND PRIX (Cont'd)

1981	4.3L	V8 Cyl	Undercar	50016	70317
1980-79	5.0L	V8 Cyl	Undercar	50005	70317
1980	3.8L	V6 Cyl	Undercar	50005	70421
1980	4.3L	V8 Cyl	Undercar	50005	70421
1979	3.8L	V6 Cyl	Undercar	50019	70317
1978	3.8L	V6 Cyl	Undercar	50016	70317
1977-76	5.7L	V8 Cyl	Undercar	50008	70318

### GTO

2006-05	6.0L	V8 Cyl	Undercar Left	50521	-
2006-05	6.0L	V8 Cyl	Undercar Right	50522	-

### J2000

1983-82	1.8L	L4 Cyl	Undercar	50101	70421
1983	2.0L	L4 Cyl	Undercar	50101	70421

### J2000 SUNBIRD

1985-84	1.8L	L4 Cyl	Undercar	50101	70421
1985-84	2.0L	L4 Cyl	Undercar	50101	70421

### LEMANS

1993-90	1.6L	L4 Cyl	Undercar	-	70317
1989-88	1.6L	L4 Cyl	Undercar	50171	70419
1981-80	4.3L	V8 Cyl	Undercar	50005	70317
1981-80	4.9L	V8 Cyl	Undercar	50005	70317
1981	3.8L	V6 Cyl	Undercar; Curved Converter; w/o Air Tube	50019	-
1981	3.8L	V6 Cyl	Undercar; Curved Converter; w Air Tube	50016	-
1981	3.8L	V6 Cyl	Undercar; w/o Air Tube	-	70317
1981	3.8L	V6 Cyl	Undercar; w Air Tube	-	70421
1980	3.8L	V6 Cyl	Undercar	-	70317
1980	3.8L	V6 Cyl	Undercar; Curved Converter	50005	-
1980	3.8L	V6 Cyl	Undercar; Straight Converter	50020	-
1980	5.0L	V8 Cyl	Undercar	50005	70317
1979-78	3.8L	V6 Cyl	Undercar	50016	70317
1979	5.0L	V8 Cyl	4BBL, CARB, Undercar	50005	70317
1977-75	4.1L	L6 Cyl	Undercar	50008	70317
1977-75	5.7L	V8 Cyl	Undercar	50008	70318
1977-75	6.6L	V8 Cyl	Undercar	50008	70318
1977	3.8L	V6 Cyl	Undercar	50008	70317
1977	4.9L	V8 Cyl	Undercar	50008	70318
1977	5.0L	V8 Cyl	Undercar	50008	70318
1976	4.3L	V8 Cyl	Undercar	50008	70318
1976	7.5L	V8 Cyl	Undercar	50008	70318

### MONTANA

2006-05	3.5L	V6 Cyl	FWD, Undercar	50437	-
---------	------	--------	---------------	-------	---

Year

Liters

Cyl

Comments

Direct Fit #

Universal #

**PONTIAC (Con't)**

**MONTANA (Cont'd)**

2004-02	3.4L	V6 Cyl	FWD, Undercar	50357	99175
2001	3.4L	V6 Cyl	Undercar	50330	83164
2000-99	3.4L	V6 Cyl	Undercar	50301	83174

**PARISIENNE**

1986	5.0L	V8 Cyl	Undercar	50108 50110	70421
1985-83	5.0L	V8 Cyl	Undercar	50110	70421

**PHOENIX**

1984	2.5L	L4 Cyl	Undercar	50105	70419
1984	2.8L	V6 Cyl	Undercar	50105	70419
1981	2.5L	L4 Cyl	Undercar	50101	70419
1981	2.8L	V6 Cyl	Undercar	50101	70419
1980	2.5L	L4 Cyl	Undercar	50002	70316
1980	2.8L	V6 Cyl	Undercar	50002	70316
1979-78	3.8L	V6 Cyl	Undercar	-	70317
1979-78	3.8L	V6 Cyl	Undercar; 18" OAL	50014	-
1979-78	3.8L	V6 Cyl	Undercar; 20" OAL	50012	-
1979-78	5.0L	V8 Cyl	Undercar	-	70317
1979-78	5.0L	V8 Cyl	Undercar; 18" OAL	50014	-
1979-78	5.0L	V8 Cyl	Undercar; 20" OAL	50012	-
1979-78	5.7L	V8 Cyl	Undercar	-	70317
1979-78	5.7L	V8 Cyl	Undercar; 18" OAL	50014	-
1979-78	5.7L	V8 Cyl	Undercar; 20" OAL	50012	-
1978	2.5L	L4 Cyl	Undercar	-	70317
1978	2.5L	L4 Cyl	Undercar; 18" OAL	50014	-
1978	2.5L	L4 Cyl	Undercar; 20" OAL	50012	-

**SUNBIRD**

1994-91	3.1L	V6 Cyl	Undercar	50002	70316
1994-90	2.0L	L4 Cyl	Undercar	50176	70318
1989-87	2.0L	L4 Cyl	Naturally Aspirated, Undercar	50002	70316
1988-87	2.0L	L4 Cyl	Turbocharged, Undercar	50174	70317
1986	1.8L	L4 Cyl	Undercar	50101	70421
1986	2.0L	L4 Cyl	Undercar	50101	70421

**SUNFIRE**

2005-02	2.2L	L4 Cyl	F VIN, Undercar	50346	99774
2002-01	2.2L	L4 Cyl	Undercar	50302	99774
2002-01	2.4L	L4 Cyl	Undercar	-	82724
2002-99	2.4L	L4 Cyl	Undercar; 3 Bolt Inlet Flange	50289	-
2000	2.2L	L4 Cyl	Undercar	50302	-
2000	2.4L	L4 Cyl	Undercar	-	82724 99774
1999	2.2L	L4 Cyl	Undercar	50302	99774

APPLICATIONS

Year

Liters

Cyl

Comments

Direct Fit #

Universal #

## PONTIAC (Con't)

### SUNFIRE (Cont'd)

1999	2.4L	L4 Cyl	Undercar	-	82724
1998-96	2.4L	L4 Cyl	Undercar	-	82154
1998-96	2.4L	L4 Cyl	Undercar; 4 Bolt Inlet Flange	50264	-
1998-95	2.2L	L4 Cyl	Undercar	50231	82724

### TORRENT

2009-08	3.6L	V6 Cyl	Rear	40823	-
2009-08	3.6L	V6 Cyl	Undercar Front	40822	-
2009-08	3.6L	V6 Cyl	Undercar Rear	-	93804
2009-06	3.4L	V6 Cyl	Undercar	50362	99176

### TRANS SPORT

1998-97	3.4L	V6 Cyl	Undercar	50301	83175
1996	3.4L	V6 Cyl	Undercar	50235	70318
1995-93	3.1L	V6 Cyl	Undercar	50226	70318
1995-93	3.8L	V6 Cyl	Undercar	50229	70317
1992-90	3.1L	V6 Cyl	Undercar	50227	70317
1992	3.8L	V6 Cyl	Undercar	50228	70317

### VIBE

2010-09	2.4L	L4 Cyl	Base, Undercar Rear; Does NOT Include Resonator Pipe - OE is a Complete Welded Assembly	41115	-
2010-09	2.4L	L4 Cyl	Front	40821	-
2008-03	1.8L	L4 Cyl	FWD, Base, Undercar	40407	-
2008-03	1.8L	L4 Cyl	FWD, Base, Undercar Front	-	92155
2008-03	1.8L	L4 Cyl	Undercar Rear	-	70248
2006-03	1.8L	L4 Cyl	AWD, Undercar	40832	93804
2003	1.8L	L4 Cyl	6 SPD, FWD, GT, Undercar	40871	-
2003	1.8L	L4 Cyl	6 SPD, FWD, GT, Undercar Front	-	92566

## PORSCHE

### 911

1989-84	3.2L	H6 Cyl	Undercar	40221	70535
1983-78	3.0L	H6 Cyl	Undercar	40221	-
1977-76	3.0L	H6 Cyl	Undercar	40127	70316
1977-75	2.7L	H6 Cyl	Undercar	40127	70316

### 924

1988-87	2.5L	L4 Cyl	Naturally Aspirated, Undercar	40108	70316
1979-78	2.0L	L4 Cyl	Undercar	40007	70317

### 928

1986-85	5.0L	V8 Cyl	Undercar	40345	70533
---------	------	--------	----------	-------	-------

### 944

1989	2.7L	L4 Cyl	Naturally Aspirated, Undercar	40108	70316
1989	3.0L	L4 Cyl	Naturally Aspirated, Undercar	40108	70316
1988-85	2.5L	L4 Cyl	Naturally Aspirated, Undercar	40108	70316

Year

Liters

Cyl

Comments

Direct Fit #

Universal #

**PORSCHE (Con't)**

**968**

1995-92	3.0L	L4 Cyl	Undercar	40781	-
<b>CAYENNE</b>					
2006-04	3.2L	V6 Cyl	Undercar Front	40609	-
2006-04	3.2L	V6 Cyl	Undercar Rear	40610	-

**RAM**

**1500**

2012-11	5.7L	V8 Cyl	Undercar Left	-	92776
2012-11	5.7L	V8 Cyl	Undercar Rear	20440	-
2012-11	5.7L	V8 Cyl	Undercar Right	-	92776

**2500**

2012-11	5.7L	V8 Cyl	Undercar	20426	-
2012-11	6.7L	L6 Cyl	Crew Cab Pickup, Diesel Particulate Filter; OE# 68035060AA / AC; Federal Emissions.	649002	-
2012-11	6.7L	L6 Cyl	Extended Crew Cab Pickup, Diesel Particulate Filter; OE# 68035060AA / AC; Federal Emissions.	649002	-
2012-11	6.7L	L6 Cyl	Standard Cab Pickup, Diesel Particulate Filter; OE# 68035060AA / AC; Federal Emissions.	649002	-

**3500**

2012-11	6.7L	L6 Cyl	Crew Cab Pickup, Diesel Particulate Filter; OE# 68035061AA / AB	649003	-
2012-11	6.7L	L6 Cyl	Extended Crew Cab Pickup, Diesel Particulate Filter; OE# 68035061AA / AB	649003	-
2012-11	6.7L	L6 Cyl	Standard Cab Pickup, Diesel Particulate Filter; OE# 68035061AA / AB	649003	-

**C/V**

2015-12	3.6L	V6 Cyl	Firewall Side	20443	-
2015-12	3.6L	V6 Cyl	Radiator Side	20442	-

**RENAULT**

**FUEGO**

1983-82	1.6L	L4 Cyl	Undercar	-	70316
---------	------	--------	----------	---	-------

**LECAR**

1979-78	1.3L	L4 Cyl	Undercar	-	70326
---------	------	--------	----------	---	-------

**R17**

1979-75	1.6L	L4 Cyl	Undercar	-	70326
---------	------	--------	----------	---	-------

**SAAB**

**9-2X**

2006-05	2.5L	H4 Cyl	Naturally Aspirated, Undercar	40237	-
---------	------	--------	-------------------------------	-------	---

**9-3**

2011-10	2.0L	L4 Cyl	Sedan, FWD, Undercar Rear; w/o Chrome Tailpipe	40840	-
2011-10	2.0L	L4 Cyl	Wagon, FWD, Undercar Rear; w/o Chrome Tailpipe	40840	-
2011-09	2.0L	L4 Cyl	FWD, Front Precat; w/o 14mm Air Tube	40839	-
2009-03	2.0L	L4 Cyl	Undercar Rear	40840	-
2009	2.8L	V6 Cyl	FWD, Undercar Rear	40953	70330

**APPLICATIONS**

Year

Liters

Cyl

Comments

Direct Fit #

Universal #

## SAAB (Con't)

### 9-3 (Cont'd)

2008-06	2.0L	L4 Cyl	Front Precat; w/o 14mm Air Tube	40839	-
2008-06	2.8L	V6 Cyl	Undercar Rear	40953	70330
2005	2.0L	L4 Cyl	Front Precat; From Chassis/VIN 51013750; w/o 14mm Air Tube	40839	-
2002-00	2.0L	L4 Cyl	CA Emissions; Undercar; From Chassis/VIN 17008105	40592	70317
2002-00	2.3L	L4 Cyl	Undercar	40592	70317
1999	2.0L	L4 Cyl	Undercar; To Chassis/VIN X7020000	40312	83704
1999	2.3L	L4 Cyl	Undercar; To Chassis/VIN X7020000	40312	83704

### 9-4X

2011	3.0L	V6 Cyl	Firewall Side	50553	-
2011	3.0L	V6 Cyl	Radiator Side	50552	-

### 9-5

2009-00	2.3L	L4 Cyl	Turbocharged, Undercar	40331	-
2009-00	2.3L	L4 Cyl	Undercar Front	-	93425
2009-00	2.3L	L4 Cyl	Undercar Rear	-	70317
2003-99	3.0L	V6 Cyl	Undercar	40299	82724
1999	2.3L	L4 Cyl	Turbocharged, Undercar	40344	-

### 9-7X

2009-08	4.2L	L6 Cyl	Undercar	50484	70249
2009-08	5.3L	V8 Cyl	Undercar	-	93166
2009-06	5.3L	V8 Cyl	Undercar	50469	-
2007-06	4.2L	L6 Cyl	Undercar	50483	99776
2005	4.2L	L6 Cyl	Undercar	50365	93166
2005	5.3L	V8 Cyl	Undercar	50418	83166

### 99

1980-77	2.0L	L4 Cyl	Naturally Aspirated, Undercar	40031	70362
1976-75	2.0L	L4 Cyl	Undercar	40031	70362

### 900

1998-96	2.0L	L4 Cyl	Undercar	40312	83704
1998-96	2.3L	L4 Cyl	Naturally Aspirated, Undercar	40276	83165
1997-96	2.5L	V6 Cyl	Undercar	-	82724
1995-94	2.3L	L4 Cyl	Naturally Aspirated, Standard, Undercar	40310	70316
1995	2.0L	L4 Cyl	Turbocharged, Undercar; From Chassis/VIN 52031829	40312	83175
1993-81	2.0L	L4 Cyl	Undercar	-	70316
1993-81	2.0L	L4 Cyl	Undercar; 4 Bolt Flanges; 16 1/2" OAL	40164	-
1989-81	2.0L	L4 Cyl	Undercar; 3 Bolt Flange	40118	-

### 9000

1998-96	2.3L	L4 Cyl	Turbocharged, Undercar	40279	83175
1995-93	2.3L	L4 Cyl	16 Valves, Turbocharged, Undercar	-	70316
1995-93	2.3L	L4 Cyl	Turbocharged, Undercar	-	83175
1994-93	2.3L	L4 Cyl	Naturally Aspirated, Undercar	40311	70317
1992-90	2.3L	L4 Cyl	Undercar	40169	70316

Year

Liters

Cyl

Comments

Direct Fit #

Universal #

**SAAB (Con't)**

**9000 (Cont'd)**

1990-86	2.0L	L4 Cyl	Undercar	40169	70316
---------	------	--------	----------	-------	-------

**SATURN**

**ASTRA**

2009-08	1.8L	L4 Cyl	Front	50511	-
---------	------	--------	-------	-------	---

**AURA**

2009-08	2.4L	L4 Cyl	XE, PZEV Emissions; Front; exc. Hybrid	50501	-
2009-07	2.4L	L4 Cyl	exc. PZEV Emissions; Front	50434	-
2009-07	3.6L	V6 Cyl	Firewall Side	50427	-
2009-07	3.6L	V6 Cyl	Radiator Side; Precat	50426	-
2009-07	3.6L	V6 Cyl	Undercar Rear	50476	-
2009	2.4L	L4 Cyl	Front Precat	50493	-
2009	2.4L	L4 Cyl	Undercar Rear	50494	70318
2009	2.4L	L4 Cyl	XR, PZEV Emissions; Front; exc. Hybrid	50501	-
2008-07	3.6L	V6 Cyl	Undercar	-	93804
2008	3.5L	V6 Cyl	Front Left	50474	-
2008	3.5L	V6 Cyl	Front Right	50475	-
2008	3.5L	V6 Cyl	Undercar Rear	50476	70318
2007	3.5L	V6 Cyl	Firewall Side	50490	-

**ION**

2007-06	2.4L	L4 Cyl	3, Undercar	50374	99774
2007-05	2.2L	L4 Cyl	3, Undercar	50374	99774
2007-04	2.0L	L4 Cyl	Red Line, Undercar Rear	50441	-
2007	2.2L	L4 Cyl	2, Undercar	50374	99774
2005	2.2L	L4 Cyl	1, Undercar	50374	99774
2005	2.2L	L4 Cyl	Undercar	50374	99774
2004-03	2.2L	L4 Cyl	2, Undercar	50412	99774
2004-03	2.2L	L4 Cyl	3, Undercar	50412	99774
2004-03	2.2L	L4 Cyl	Undercar	50412	99774

**L100**

2002-01	2.2L	L4 Cyl	Automatic, Undercar	50325	99774
2002-01	2.2L	L4 Cyl	Standard, Undercar	50364	83174

**L200**

2003-01	2.2L	L4 Cyl	Automatic, Undercar	50325	99774
2003-01	2.2L	L4 Cyl	Standard, Undercar	50364	83174

**L300**

2005-01	3.0L	V6 Cyl	Front Left	50387	-
2005-01	3.0L	V6 Cyl	Front Right	50388	-
2005-01	3.0L	V6 Cyl	Undercar Front	-	82464
2005-01	3.0L	V6 Cyl	Undercar Rear	-	82725
2004	2.2L	L4 Cyl	Automatic, Undercar	50325	99774

APPLICATIONS

Year

Liters

Cyl

Comments

Direct Fit #

Universal #

## SATURN (Con't)

### LS

2000	2.2L	L4 Cyl	Automatic, Undercar	50325	99774
------	------	--------	---------------------	-------	-------

### LS1

2000	2.2L	L4 Cyl	Automatic, Undercar	50325	99774
------	------	--------	---------------------	-------	-------

### LS2

2000	3.0L	V6 Cyl	Front Left	50387	-
2000	3.0L	V6 Cyl	Front Right	50388	-
2000	3.0L	V6 Cyl	Undercar Front	-	82464
2000	3.0L	V6 Cyl	Undercar Rear	-	82725

### LW1

2000	2.2L	L4 Cyl	Automatic, Undercar	50325	99774
------	------	--------	---------------------	-------	-------

### LW2

2000	3.0L	V6 Cyl	Front Left	50387	-
2000	3.0L	V6 Cyl	Front Right	50388	-
2000	3.0L	V6 Cyl	Undercar Front	-	82464
2000	3.0L	V6 Cyl	Undercar Rear	-	82725

### LW200

2003-01	2.2L	L4 Cyl	Automatic, Undercar	50325	99774
2003-01	2.2L	L4 Cyl	Standard, Undercar	50364	83174

### LW300

2003-01	3.0L	V6 Cyl	Front Left	50387	-
2003-01	3.0L	V6 Cyl	Front Right	50388	-
2003-01	3.0L	V6 Cyl	Undercar Front	-	82464
2003-01	3.0L	V6 Cyl	Undercar Rear	-	82725

### OUTLOOK

2010-09	3.6L	V6 Cyl	Undercar Rear	50477	70259
2010-07	3.6L	V6 Cyl	Firewall Side	50457	-
2010-07	3.6L	V6 Cyl	Radiator Side; Precat	50456	-

### RELAY

2007	3.9L	V6 Cyl	Undercar	50523	-
2006-05	3.5L	V6 Cyl	FWD, 2, Undercar	50437	-
2006-05	3.5L	V6 Cyl	FWD, 3, Undercar	50437	-

### SC

1992-91	1.9L	L4 Cyl	Undercar	50208	70317
---------	------	--------	----------	-------	-------

### SC1

2002-00	1.9L	L4 Cyl	CA Emissions; Undercar Rear	50446	-
2002-00	1.9L	L4 Cyl	Front	50533	-
2002-98	1.9L	L4 Cyl	Undercar	50341	-
1999-98	1.9L	L4 Cyl	Federal Emissions; Undercar	50411	85285
1997-96	1.9L	L4 Cyl	Federal Emissions; Undercar	50411	-

Year

Liters

Cyl

Comments

Direct Fit #

Universal #

**SATURN (Con't)**

**SC1 (Cont'd)**

1997-96	1.9L	L4 Cyl	Undercar	50341	85285
1995-93	1.9L	L4 Cyl	Undercar	50230 50341	83164

**SC2**

2002-96	1.9L	L4 Cyl	LEV Emissions; Undercar Rear	50384	-
2002	1.9L	L4 Cyl	Undercar	50341	83164
2001-93	1.9L	L4 Cyl	Undercar	50341	-
2001	1.9L	L4 Cyl	CA Emissions; Undercar; From 6/00	-	83164
2001	1.9L	L4 Cyl	CA Emissions; Undercar; To 6/00	-	83164
2000-99	1.9L	L4 Cyl	CA Emissions; Undercar	-	83164
1998-96	1.9L	L4 Cyl	DOHC, Federal Emissions; Undercar	50209	-
1998-96	1.9L	L4 Cyl	Federal Emissions; Undercar	-	83164
1998-96	1.9L	L4 Cyl	Tier One Emissions; exc. LEV Emissions; Undercar	-	83164

**SL**

2002-01	1.9L	L4 Cyl	Undercar	50341	83164
2000-99	1.9L	L4 Cyl	CA Emissions; Undercar	-	83164
2000-98	1.9L	L4 Cyl	Undercar	50341	-
1999	1.9L	L4 Cyl	Federal Emissions; Undercar	50411	85285
1998-96	1.9L	L4 Cyl	Tier One Emissions; exc. LEV Emissions; Undercar	-	83164
1998	1.9L	L4 Cyl	Federal Emissions; Undercar	50411	83164 85285
1997-96	1.9L	L4 Cyl	Federal Emissions; Undercar	50411	83164
1997-96	1.9L	L4 Cyl	Undercar	50341	85285
1995-93	1.9L	L4 Cyl	Undercar	50230 50341	83164
1992-91	1.9L	L4 Cyl	Undercar	50208	70317

**SL1**

2002-00	1.9L	L4 Cyl	Front	50533	-
2002-98	1.9L	L4 Cyl	Undercar	50341	-
1999-98	1.9L	L4 Cyl	Federal Emissions; Undercar	50411	85285
1997-96	1.9L	L4 Cyl	Federal Emissions; Undercar	50411	-
1997-96	1.9L	L4 Cyl	Undercar	50341	85285
1995-93	1.9L	L4 Cyl	Undercar	50230 50341	83164
1992-91	1.9L	L4 Cyl	Undercar	50208	70317

**SL2**

2002-01	1.9L	L4 Cyl	Undercar	50341	83164
2002-96	1.9L	L4 Cyl	LEV Emissions; Undercar Rear	50384	-
2000-99	1.9L	L4 Cyl	CA Emissions; Undercar	-	83164
2000-93	1.9L	L4 Cyl	Undercar	50341	-
1998-96	1.9L	L4 Cyl	DOHC, Federal Emissions; Undercar	50209	-
1998-96	1.9L	L4 Cyl	Federal Emissions; Undercar	-	83164
1998-96	1.9L	L4 Cyl	Tier One Emissions; exc. LEV Emissions; Undercar	-	83164

APPLICATIONS



Year

Liters

Cyl

Comments

Direct Fit #

Universal #

## SATURN (Con't)

### SL2 (Cont'd)

1992-91	1.9L	L4 Cyl	Undercar	50208	70317
---------	------	--------	----------	-------	-------

### SW1

1999-98	1.9L	L4 Cyl	Federal Emissions; Undercar	50411	85285
1999-98	1.9L	L4 Cyl	Undercar	50341	-
1997-96	1.9L	L4 Cyl	Federal Emissions; Undercar	50411	-
1997-96	1.9L	L4 Cyl	Undercar	50341	85285
1995-93	1.9L	L4 Cyl	Undercar	50230 50341	83164

### SW2

2001-96	1.9L	L4 Cyl	LEV Emissions; Undercar Rear	50384	-
2001	1.9L	L4 Cyl	Undercar	-	83164
2000-99	1.9L	L4 Cyl	CA Emissions; Undercar	-	83164
1999-93	1.9L	L4 Cyl	Undercar	50341	-
1998-96	1.9L	L4 Cyl	DOHC, Federal Emissions; Undercar	50209	-
1998-96	1.9L	L4 Cyl	Federal Emissions; Undercar	-	83164
1998-96	1.9L	L4 Cyl	Tier One Emissions; exc. LEV Emissions; Undercar	-	83164

### VUE

2010-08	2.4L	L4 Cyl	Undercar	50470	-
2010-08	2.4L	L4 Cyl	Undercar Front	-	99175
2010-08	2.4L	L4 Cyl	Undercar Rear	-	70317
2010-08	3.5L	V6 Cyl	Firewall Side	50557	-
2010-08	3.5L	V6 Cyl	Radiator Side	50556	-
2010-08	3.6L	V6 Cyl	Rear	40823	-
2007-06	2.2L	L4 Cyl	Standard, Undercar	50413	-
2007-04	3.5L	V6 Cyl	Firewall Side	40657	-
2007-04	3.5L	V6 Cyl	Radiator Side	40656	-
2007	2.4L	L4 Cyl	Green Line, Undercar	50422	-
2007	2.4L	L4 Cyl	Green Line, Undercar Rear	-	82775
2007	2.4L	L4 Cyl	Undercar Rear	-	70382
2005-02	2.2L	L4 Cyl	Undercar	50413	99774
2003-02	3.0L	V6 Cyl	Radiator Side	50415	-
2003-02	3.0L	V6 Cyl	Undercar Front	-	82224 82364
2003-02	3.0L	V6 Cyl	Undercar Rear	50378	70530

## SCION

### FR-S

2016-13	2.0L	H4 Cyl	Undercar Rear	40927	-
2016-13	2.0L	H4 Cyl	Front	40926	-

### TC

2013-11	2.5L	L4 Cyl	Undercar Rear	40907	70247
2013-11	2.5L	L4 Cyl	Front	40906	-

Year

Liters

Cyl

Comments

Direct Fit #

Universal #

**SCION (Con't)**

**TC (Cont'd)**

2010-07	2.4L	L4 Cyl	Front	40821	-
2010-05	2.4L	L4 Cyl	Undercar Rear	40633	83165
2006-05	2.4L	L4 Cyl	Front	40632	-

**XA**

2006-04	1.5L	L4 Cyl	Undercar	40555	-
2006-04	1.5L	L4 Cyl	Undercar Rear	-	92464

**XB**

2014-08	2.4L	L4 Cyl	Front	40842	-
2006-04	1.5L	L4 Cyl	Undercar	-	82775
2006-04	1.5L	L4 Cyl	Undercar Front	40671	-

**XD**

2012-08	1.8L	L4 Cyl	Undercar	40826	-
2012-08	1.8L	L4 Cyl	Undercar Front	-	92614
2012-08	1.8L	L4 Cyl	Undercar Rear	-	92364

**STERLING**

**825**

1988-87	2.5L	V6 Cyl	Undercar	40084	70317
---------	------	--------	----------	-------	-------

**SUBARU**

**B9 TRIBECA**

2007-06	3.0L	H6 Cyl	Undercar Left	-	70954
2007-06	3.0L	H6 Cyl	Left	40830	-
2007-06	3.0L	H6 Cyl	Right	40831	-

**BAJA**

2006-03	2.5L	H4 Cyl	Naturally Aspirated, Undercar	40237	-
2006-03	2.5L	H4 Cyl	Naturally Aspirated, Undercar Front	-	93624
2006-03	2.5L	H4 Cyl	Undercar Rear	-	93425

**BRZ**

2016-13	2.0L	H4 Cyl	Undercar Rear	40927	-
2016-13	2.0L	H4 Cyl	Front	40926	-

**DL**

1989-88	1.8L	H4 Cyl	3 DR, Naturally Aspirated, Coupe, Standard, Undercar Rear	40055	70316
1989-88	1.8L	H4 Cyl	4 DR, Naturally Aspirated, Sedan, Automatic, Undercar	40056	70316
1989-88	1.8L	H4 Cyl	4 DR, Naturally Aspirated, Sedan, Standard, Undercar	40055	70316
1989-88	1.8L	H4 Cyl	Naturally Aspirated, FWD, Undercar Rear	40055	70316
1989-86	1.8L	H4 Cyl	3 DR, Naturally Aspirated, Coupe, Automatic, Undercar	40059	70317
1987-86	1.8L	H4 Cyl	3 DR, Coupe, FWD, Undercar	40056	70316
1987-85	1.8L	H4 Cyl	4 DR, Sedan, FWD, Undercar	40056	70316
1987-84	1.8L	H4 Cyl	Naturally Aspirated, Undercar Rear	40056	70316
1984-83	1.6L	H4 Cyl	4 DR, Sedan, FWD, Undercar	40055	70316

APPLICATIONS

Year

Liters

Cyl

Comments

Direct Fit #

Universal #

## SUBARU (Con't)

### DL (Cont'd)

1984-83	1.6L	H4 Cyl	Hatchback, FWD, Undercar	40055	70316
1984-83	1.8L	H4 Cyl	4 DR, Sedan, FWD, Undercar	40055	70316
1984-83	1.8L	H4 Cyl	Hatchback, FWD, Undercar	40055	70316
1984	1.6L	H4 Cyl	Hatchback, 4WD, Undercar Rear	40059	70317
1984	1.6L	H4 Cyl	Naturally Aspirated, Undercar Rear	40056	70316
1984	1.8L	H4 Cyl	Hatchback, 4WD, Undercar Rear	40059	70317
1983	1.6L	H4 Cyl	Undercar Rear	40055	70316
1983	1.8L	H4 Cyl	Undercar Rear	40055	70316
1982-80	1.6L	H4 Cyl	Naturally Aspirated, Undercar Front	-	70914
1982-80	1.8L	H4 Cyl	Naturally Aspirated, Undercar Front	-	70914

### FORESTER

2013-12	2.5L	H4 Cyl	Turbocharged, XT Limited, Undercar Rear	40702	-
2013-11	2.5L	H4 Cyl	Turbocharged, XT Touring, Undercar Rear	40702	-
2013-10	2.5L	H4 Cyl	Turbocharged, XT Premium, Undercar Rear	40702	-
2013-09	2.5L	H4 Cyl	Turbocharged, Undercar Rear	-	93425
2010-09	2.5L	H4 Cyl	Naturally Aspirated, Undercar Rear	41126	-
2010-09	2.5L	H4 Cyl	Turbocharged, XT Limited, Undercar Rear	40702	-
2010-06	2.5L	H4 Cyl	Naturally Aspirated, Front	40859	-
2009	2.5L	H4 Cyl	Turbocharged, XT, Undercar Rear	40702	-
2008-06	2.5L	H4 Cyl	Naturally Aspirated, Undercar Rear	40850	-
2005-99	2.5L	H4 Cyl	Naturally Aspirated, Undercar	40237	-
2005-99	2.5L	H4 Cyl	Naturally Aspirated, Undercar Front	-	93624
2005-99	2.5L	H4 Cyl	Undercar Rear	-	93425
1998	2.5L	H4 Cyl	Undercar Front	40273	83624
1998	2.5L	H4 Cyl	Undercar Rear	40497	83804

### GL

1989-88	1.8L	H4 Cyl	3 DR, Naturally Aspirated, Coupe, Standard, Undercar Rear	40055	70316
1989-88	1.8L	H4 Cyl	Naturally Aspirated, FWD, Undercar Rear	40055	70316
1989-88	1.8L	H4 Cyl	Turbocharged, Undercar Front	40147	70382
1989-86	1.8L	H4 Cyl	3 DR, Naturally Aspirated, Coupe, Automatic, Undercar	40059	70317
1989-85	1.8L	H4 Cyl	Turbocharged, Undercar; w/o Air Tube	40060	82724
1989-85	1.8L	H4 Cyl	Turbocharged, Undercar; w Air Tube	40059	70317
1989-84	1.8L	H4 Cyl	Hatchback, 4WD, Undercar Rear	40059	70317
1989-83	1.8L	H4 Cyl	Hatchback, FWD, Undercar	40055	70316
1987-86	1.6L	H4 Cyl	3 DR, Coupe, FWD, Undercar	40056	70316
1987-86	1.6L	H4 Cyl	3 DR, Naturally Aspirated, Coupe, Automatic, Undercar	40059	70317
1987-86	1.6L	H4 Cyl	Hatchback, 4WD, Undercar Rear	40059	70317
1987-86	1.6L	H4 Cyl	Hatchback, FWD, Undercar	40055	70316
1987-86	1.6L	H4 Cyl	Naturally Aspirated, Undercar Rear	40056	70316
1987-86	1.8L	H4 Cyl	3 DR, Coupe, FWD, Undercar	40056	70316
1987-86	1.8L	H4 Cyl	3 DR, Turbocharged, Coupe, 4WD, Undercar; w Air Tube	40060	82724
1987-84	1.8L	H4 Cyl	Naturally Aspirated, Undercar Rear	40056	70316

APPLICATIONS

Year

Liters

Cyl

Comments

Direct Fit #

Universal #

**SUBARU (Con't)**

**GL (Cont'd)**

1986-83	1.8L	H4 Cyl	Turbocharged, Undercar Front	40147	70382
1983	1.8L	H4 Cyl	Turbocharged, Hatchback, Undercar Front	40147	70382
1983	1.8L	H4 Cyl	Undercar Rear	40055	70316
1982-80	1.8L	H4 Cyl	Naturally Aspirated, Undercar Front	-	70914
1980	1.6L	H4 Cyl	Naturally Aspirated, Undercar Front	-	70914

**GL-10**

1989-88	1.8L	H4 Cyl	Turbocharged, Undercar Front	40147	70382
1986	1.8L	H4 Cyl	Turbocharged, Undercar Front	40147	70382

**GLF**

1982-80	1.8L	H4 Cyl	Naturally Aspirated, Undercar Front	-	70914
1980	1.6L	H4 Cyl	Naturally Aspirated, Undercar Front	-	70914

**IMPREZA**

2014-13	2.5L	H4 Cyl	Turbocharged, WRX, Undercar Rear	40702	93425
2014-13	2.5L	H4 Cyl	Turbocharged, WRX STI, Undercar Rear	40702	93425
2014-10	2.5L	H4 Cyl	Turbocharged, WRX Limited, Undercar Rear	40702	-
2014-09	2.5L	H4 Cyl	Turbocharged, WRX Premium, Undercar Rear	40702	-
2012-10	2.5L	H4 Cyl	Turbocharged, WRX Limited, Standard, Undercar Rear	-	93425
2012-10	2.5L	H4 Cyl	Turbocharged, WRX STI, Undercar Rear	40702	-
2012-09	2.5L	H4 Cyl	Turbocharged, WRX Premium, Standard, Undercar Rear	-	93425
2012-08	2.5L	H4 Cyl	Turbocharged, WRX, Standard, Undercar Rear	-	93425
2012-08	2.5L	H4 Cyl	Turbocharged, WRX, Undercar Rear	40702	-
2012-08	2.5L	H4 Cyl	Turbocharged, WRX STI, Undercar Front	40701	-
2011-06	2.5L	H4 Cyl	Naturally Aspirated, Front	40859	-
2010-09	2.5L	H4 Cyl	Turbocharged, 2.5 GT, Undercar Rear	40702	93425
2010-09	2.5L	H4 Cyl	Turbocharged, Standard, Undercar Rear	-	93425
2010-08	2.5L	H4 Cyl	Naturally Aspirated, Undercar Rear	41126	-
2009-08	2.5L	H4 Cyl	Turbocharged, WRX STI, Undercar Rear	40702	93425
2007-06	2.5L	H4 Cyl	Naturally Aspirated, Undercar Rear	40850	-
2007-06	2.5L	H4 Cyl	Turbocharged, WRX, Undercar Front	40680	82465
2007-06	2.5L	H4 Cyl	Turbocharged, WRX, Undercar Rear	40681	70342
2007-06	2.5L	H4 Cyl	Turbocharged, WRX Limited, Undercar Front	40680	82465
2007-06	2.5L	H4 Cyl	Turbocharged, WRX Limited, Undercar Rear	40681	70342
2007-06	2.5L	H4 Cyl	Turbocharged, WRX TR, Undercar Front	40680	82465
2007-04	2.5L	H4 Cyl	Turbocharged, WRX STI, Undercar Front	40680	82465
2007-04	2.5L	H4 Cyl	Turbocharged, WRX STI, Undercar Rear	40681	70342
2007	2.5L	H4 Cyl	Turbocharged, WRX STI Limited, Undercar Rear	40681	70342
2005-02	2.5L	H4 Cyl	Naturally Aspirated, RS, Undercar	40237	-
2005-02	2.5L	H4 Cyl	RS, Undercar Front	-	93624
2005-02	2.5L	H4 Cyl	RS, Undercar Rear	-	93425
2005	2.5L	H4 Cyl	Naturally Aspirated, Outback Sport, Undercar	40237	-
2005	2.5L	H4 Cyl	Outback Sport, Undercar Front	-	93624
2005	2.5L	H4 Cyl	Outback Sport, Undercar Rear	-	93425

APPLICATIONS

Year

Liters

Cyl

Comments

Direct Fit #

Universal #

APPLICATIONS

## SUBARU (Con't)

### IMPREZA (Cont'd)

2004-02	2.5L	H4 Cyl	Naturally Aspirated, Outback, Undercar	40237	-
2004-02	2.5L	H4 Cyl	Naturally Aspirated, TS, Undercar	40237	-
2004-02	2.5L	H4 Cyl	Outback, Undercar Front	-	93624
2004-02	2.5L	H4 Cyl	Outback, Undercar Rear	-	93425
2004-02	2.5L	H4 Cyl	TS, Undercar Front	-	93624
2004-02	2.5L	H4 Cyl	TS, Undercar Rear	-	93425
2002-98	2.5L	H4 Cyl	Undercar Front	40273	83624
2001-95	2.2L	H4 Cyl	Undercar Front	40273	83624
2001-95	2.2L	H4 Cyl	Undercar Rear	40497	83804
1998	2.5L	H4 Cyl	Undercar Rear	40497	83804
1997-93	1.8L	H4 Cyl	Undercar Front	40273	83624
1996-93	1.8L	H4 Cyl	Undercar Rear	40270	83804

### JUSTY

1994-87	1.2L	L3 Cyl	Undercar Front	40122	-
1994-87	1.2L	L3 Cyl	Undercar Rear	40197	70316

### LEGACY

2009-07	2.5L	H4 Cyl	Turbocharged, GT Limited, Standard, Undercar Rear	40702	-
2009-06	2.5L	H4 Cyl	Naturally Aspirated, Undercar Rear	40905	-
2009-06	2.5L	H4 Cyl	Naturally Aspirated, Front	40859	-
2009-05	2.5L	H4 Cyl	Turbocharged, Standard, Undercar Rear	-	93425
2008	2.5L	H4 Cyl	Turbocharged, GT, Standard, Undercar Rear	40702	-
2006-05	2.5L	H4 Cyl	Turbocharged, GT, Standard, Undercar Rear	40702	-
2005-04	2.5L	H4 Cyl	CA Emissions; Undercar Front	-	92234
2005-04	2.5L	H4 Cyl	CA Emissions; Undercar Left	40699	-
2005-04	2.5L	H4 Cyl	CA Emissions; Undercar Right	40700	-
2005-04	2.5L	H4 Cyl	Undercar Rear	-	89516 93424
2005-00	2.5L	H4 Cyl	Naturally Aspirated, Undercar	40237	-
2005	2.5L	H4 Cyl	Turbocharged, GT Limited, Standard, Undercar Rear	40702	-
2003-00	2.5L	H4 Cyl	Undercar Rear	-	93424
1999-96	2.5L	H4 Cyl	Undercar Front	40273	83624
1999-96	2.5L	H4 Cyl	Undercar Rear	40497	83804
1999-95	2.2L	H4 Cyl	Undercar Front	40273	83624
1999-95	2.2L	H4 Cyl	Undercar Rear	40497	83804
1994-90	2.2L	H4 Cyl	Undercar Rear	40235	70317

### LOYALE

1994	1.8L	H4 Cyl	AWD, Undercar Rear	40189	70316
1993-90	1.8L	H4 Cyl	4WD, Undercar Rear	40189	70316
1993-90	1.8L	H4 Cyl	FWD, Undercar Rear	40060	70246

### OUTBACK

2011-06	2.5L	H4 Cyl	Naturally Aspirated, Front; inc. Sport Model	40859	-
2009-07	2.5L	H4 Cyl	Turbocharged, XT Limited, Standard, Undercar Rear	40702	-

Year

Liters

Cyl

Comments

Direct Fit #

Universal #

**SUBARU (Con't)**

**OUTBACK (Cont'd)**

2009-06	2.5L	H4 Cyl	Naturally Aspirated, Undercar Rear	40905	-
2009-05	2.5L	H4 Cyl	Turbocharged, Standard, Undercar Rear	-	93425
2009-05	3.0L	H6 Cyl	Undercar Left	-	70954
2009-05	3.0L	H6 Cyl	Left	40830	-
2009-05	3.0L	H6 Cyl	Right	40831	-
2006-05	2.5L	H4 Cyl	Turbocharged, XT, Standard, Undercar Rear	40702	-
2005-04	2.5L	H4 Cyl	CA Emissions; Undercar Front	-	92234
2005-04	2.5L	H4 Cyl	CA Emissions; Undercar Left	40699	-
2005-04	2.5L	H4 Cyl	CA Emissions; Undercar Right	40700	-
2005-04	2.5L	H4 Cyl	Undercar Rear	-	89516
2005-00	2.5L	H4 Cyl	Naturally Aspirated, Undercar	40237	93624
2005	2.5L	H4 Cyl	Turbocharged, XT Limited, Standard, Undercar Rear	40702	-
2004-01	3.0L	H6 Cyl	Undercar Left	40895	-
2004-01	3.0L	H6 Cyl	Undercar Right	40896	-
2003-00	2.5L	H4 Cyl	Undercar Rear	-	93424

**RX**

1989-86	1.8L	H4 Cyl	Turbocharged, Undercar; w Air Tube	40059	70317
1988	1.8L	H4 Cyl	3 DR, Turbocharged, Coupe, 4WD, Undercar; w Air Tube	40060	82724

**STANDARD**

1982-81	1.8L	H4 Cyl	Naturally Aspirated, Undercar Front	-	70914
1982-80	1.6L	H4 Cyl	Naturally Aspirated, Undercar Front	-	70914

**TRIBECA**

2014-08	3.6L	H6 Cyl		-	70534
2014-08	3.6L	H6 Cyl	Left	40830	-
2014-08	3.6L	H6 Cyl	Right	40831	-

**XT**

1991-88	2.7L	H6 Cyl	Undercar	-	82724
1991-88	2.7L	H6 Cyl	Undercar; Converter w/o Y-Pipe	40060	-
1990-89	1.8L	H4 Cyl	Naturally Aspirated, 4WD, Undercar	40060	82724
1989-88	1.8L	H4 Cyl	Naturally Aspirated, FWD, Undercar	-	70317
1989-88	1.8L	H4 Cyl	Naturally Aspirated, FWD, Undercar; Y-Pipe	40059	-
1987-86	1.8L	H4 Cyl	4WD, Undercar; w/o Air Tube	40060	82724
1987-86	1.8L	H4 Cyl	4WD, Undercar; w Air Tube	40059	70317
1987-85	1.8L	H4 Cyl	Turbocharged, Undercar Front	40147	70382

**SUZUKI**

**AERIO**

2003-02	2.0L	L4 Cyl	Front Precat	40634	-
---------	------	--------	--------------	-------	---

**EQUATOR**

2012-09	2.5L	L4 Cyl	Front	40882	-
2012-09	4.0L	V6 Cyl	Front Left	40710	-

APPLICATIONS

Year

Liters

Cyl

Comments

Direct Fit #

Universal #

## SUZUKI (Con't)

### EQUATOR (Cont'd)

2012-09	4.0L	V6 Cyl	Front Right	40711	-
2012-09	4.0L	V6 Cyl	Rear Left	40745	-
2012-09	4.0L	V6 Cyl	Rear Right	40746	-

### ESTEEM

2002-99	1.8L	L4 Cyl	Front Precat	41060	-
2002-99	1.8L	L4 Cyl	Undercar Rear	40506	82774
2001-95	1.6L	L4 Cyl	Front Precat	40543	-
2001-95	1.6L	L4 Cyl	Undercar Rear	40506	82774

### FORENZA

2008-04	2.0L	L4 Cyl	Undercar Front	40708	-
---------	------	--------	----------------	-------	---

### GRAND VITARA

2010-09	3.2L	V6 Cyl	Undercar Rear	41108	-
2010-09	3.2L	V6 Cyl	Front Left	41106	-
2010-09	3.2L	V6 Cyl	Front Right	41107	-
2008-06	2.7L	V6 Cyl	Undercar	40948	-
2008-06	2.7L	V6 Cyl	Undercar Rear	-	70259
2008-06	2.7L	V6 Cyl	Left	40941	-
2008-06	2.7L	V6 Cyl	Right	40942	-
2005-99	2.5L	V6 Cyl	Undercar Left	-	82365
2005-99	2.5L	V6 Cyl	Undercar Rear	50409	-
2005-99	2.5L	V6 Cyl	Undercar Right	-	82365
2005-99	2.5L	V6 Cyl	Left	50403	-
2005-99	2.5L	V6 Cyl	Right	50404	-

### RENO

2008-05	2.0L	L4 Cyl	Undercar Front	40708	-
---------	------	--------	----------------	-------	---

### SAMURAI

1994-86	1.3L	L4 Cyl	Undercar	40095	70421
---------	------	--------	----------	-------	-------

### SIDEKICK

1998-96	1.6L	L4 Cyl	Undercar	40350	83165
1998-96	1.8L	L4 Cyl	Undercar	40350	83165
1995-93	1.6L	L4 Cyl	16 Valves, Undercar	40192	70317
1992-89	1.6L	L4 Cyl	Undercar	40165	70317

### SWIFT

2001-98	1.3L	L4 Cyl	CA Emissions; Undercar	50359	-
2001-98	1.3L	L4 Cyl	CA Emissions; Front	50406	-
1994-89	1.3L	L4 Cyl	SOHC, Undercar	50184	70316
1993	1.3L	L4 Cyl	DOHC, Undercar	40318	82724

### SX4

2009-07	2.0L	L4 Cyl	Front Precat	40677	-
2009-07	2.0L	L4 Cyl	Undercar Rear	40679	71278

Year

Liters

Cyl

Comments

Direct Fit #

Universal #

**SUZUKI (Con't)**

**VERONA**

2006-04	2.5L	L6 Cyl	Left	40903	-
2006-04	2.5L	L6 Cyl	Right	40902	-

**VITARA**

2004	2.5L	V6 Cyl	Undercar Left	-	82365
2004	2.5L	V6 Cyl	Undercar Rear	50409	-
2004	2.5L	V6 Cyl	Undercar Right	-	82365
2004	2.5L	V6 Cyl	Left	50403	-
2004	2.5L	V6 Cyl	Right	50404	-
2003-99	2.0L	L4 Cyl	CA Emissions; Front Precat	50354	-
2003-99	2.0L	L4 Cyl	CA Emissions; Undercar Front	-	83805
2003-99	2.0L	L4 Cyl	Undercar Rear	40350	83174
2001-99	1.6L	L4 Cyl	CA Emissions; Front Precat	50354	-
2001-99	1.6L	L4 Cyl	CA Emissions; Undercar Front	-	83805
2001-99	1.6L	L4 Cyl	Undercar Rear	40350	83174

**X-90**

1998-96	1.6L	L4 Cyl	Undercar	40350	83165
---------	------	--------	----------	-------	-------

**XL-7**

2009-07	3.6L	V6 Cyl	Rear	40823	-
2009-07	3.6L	V6 Cyl	Undercar Front	40822	-
2009-07	3.6L	V6 Cyl	Undercar Rear	-	93804
2006-04	2.7L	V6 Cyl	Undercar	40983	-
2006-04	2.7L	V6 Cyl	Left	40941	-
2006-04	2.7L	V6 Cyl	Right	40942	-
2003-02	2.7L	V6 Cyl	4 DR, 4WD, Standard, Federal Emissions; Undercar Rear	40875	71317
2003-02	2.7L	V6 Cyl	Undercar Left	-	82365
2003-02	2.7L	V6 Cyl	Undercar Right	-	83625
2003-02	2.7L	V6 Cyl	Left	50403	-
2003-02	2.7L	V6 Cyl	Right	50404	-

**TOYOTA**

**4RUNNER**

2012-10	4.0L	V6 Cyl	Left	40943	-
2012-10	4.0L	V6 Cyl	Right	40944	-
2012	4.0L	V6 Cyl	Rear Left	40548	-
2012	4.0L	V6 Cyl	Rear Right	40549	-
2011-03	4.0L	V6 Cyl	Rear Left	40548	82725
2011-03	4.0L	V6 Cyl	Rear Right	40549	82725
2009-05	4.7L	V8 Cyl	Rear Left	40623	82565
2009-05	4.7L	V8 Cyl	Rear Right	40624	82565
2009-05	4.7L	V8 Cyl	Left	40827	-
2009-05	4.7L	V8 Cyl	Right	40828	-
2009-03	4.0L	V6 Cyl	Left	40598	-

APPLICATIONS



Year

Liters

Cyl

Comments

Direct Fit #

Universal #

## TOYOTA (Con't)

### 4RUNNER (Cont'd)

2009-03	4.0L	V6 Cyl	Right	40599	-
2004-03	4.7L	V8 Cyl	Undercar Rear	41055	-
2004-03	4.7L	V8 Cyl	Left	41005	-
2004-03	4.7L	V8 Cyl	Right	41006	-
2002-01	3.4L	V6 Cyl	Undercar Front	40364	83425
2002-01	3.4L	V6 Cyl	Undercar Rear	40500	82725
2000-99	3.4L	V6 Cyl	CA Emissions; Undercar Front	40364	83425
2000-99	3.4L	V6 Cyl	CA Emissions; Undercar Rear	40353	82725
2000-99	3.4L	V6 Cyl	Federal Emissions; Undercar	40258	83174
2000	2.7L	L4 Cyl	CA Emissions; Undercar Rear	40353	82725
2000	2.7L	L4 Cyl	Federal Emissions; Undercar	40685	85286
1999-96	2.7L	L4 Cyl	Undercar	40685	85286
1998-96	3.4L	V6 Cyl	Undercar	40258	83174
1995-88	3.0L	V6 Cyl	Undercar	40008	70421
1995-84	2.4L	L4 Cyl	Undercar	40012	70316

### AVALON

2012-05	3.5L	V6 Cyl	Undercar Rear	40709	71278
2012-05	3.5L	V6 Cyl	Firewall Side	40673	-
2012-05	3.5L	V6 Cyl	Radiator Side	40672	-
2004-00	3.0L	V6 Cyl	Undercar; Y-Pipe Unit	40488	-
2004-00	3.0L	V6 Cyl	Undercar Rear	40441	82565
2004-00	3.0L	V6 Cyl	Radiator Side	40564	-
1999-98	3.0L	V6 Cyl	CA Emissions; Radiator Side	40564	-
1999-97	3.0L	V6 Cyl	Federal Emissions; Undercar; From 8/96	40361	70316
1999-95	3.0L	V6 Cyl	CA Emissions; Undercar	40391	-
1999-95	3.0L	V6 Cyl	CA Emissions; Undercar Rear	-	82724
1996-95	3.0L	V6 Cyl	Federal Emissions; Undercar	40341	83165

### CAMRY

2014-12	2.5L	L4 Cyl	Undercar Rear; OE is a One Piece Welded Assembly	41065	-
2011-10	2.5L	L4 Cyl	Undercar Rear	40955	70258
2011-07	3.5L	V6 Cyl	Undercar Rear	40709	71278
2011-07	3.5L	V6 Cyl	Firewall Side	40673	-
2011-07	3.5L	V6 Cyl	Radiator Side	40672	-
2009-07	2.4L	L4 Cyl	PZEV Emissions; inc. Hybrid; Front	41053	-
2009-07	2.4L	L4 Cyl	ULEV Emissions; exc. Hybrid; Front	40587	-
2009-02	2.4L	L4 Cyl	CA Emissions; Undercar Rear	-	82725
2009-02	2.4L	L4 Cyl	exc. PZEV Emissions; Undercar Rear	40483	-
2006-04	3.3L	V6 Cyl	Undercar Rear	40665	70258
2006-04	3.3L	V6 Cyl	SE, Firewall Side	40664	-
2006-04	3.3L	V6 Cyl	SE, Radiator Side	40663	-
2006-02	2.4L	L4 Cyl	Federal Emissions; Undercar Rear	-	92565
2006-02	2.4L	L4 Cyl	PZEV Emissions; Undercar Rear	40937	-

Year

Liters

Cyl

Comments

Direct Fit #

Universal #

**TOYOTA (Con't)**

**CAMRY (Cont'd)**

2006-02	2.4L	L4 Cyl	Front	40587	-
2006-02	3.0L	V6 Cyl	Undercar Rear	40782	-
2006-02	3.0L	V6 Cyl	LE, Firewall Side	40721	-
2006-02	3.0L	V6 Cyl	Radiator Side	40663	-
2006-02	3.0L	V6 Cyl	XLE, Firewall Side	40721	-
2003-02	3.0L	V6 Cyl	SE, Firewall Side	40721	-
2001-98	3.0L	V6 Cyl	Radiator Side	40564	-
2001-97	2.2L	L4 Cyl	CE, Undercar Rear	40244	83165
2001-97	2.2L	L4 Cyl	LE, Undercar Rear	40244	83165
2001-97	2.2L	L4 Cyl	XLE, Undercar Rear	40244	83165
2001-97	2.2L	L4 Cyl	CA Emissions; Front	40434	-
2001-97	3.0L	V6 Cyl	Automatic, CA Emissions; Undercar	40391	-
2001-97	3.0L	V6 Cyl	Automatic, CA Emissions; Undercar Rear	-	82724
2001-97	3.0L	V6 Cyl	Automatic, Federal Emissions; Undercar	40361	83164
2001-97	3.0L	V6 Cyl	Standard, Federal Emissions; Undercar	40707	92775
1996-95	2.2L	L4 Cyl	Federal Emissions; Undercar Rear	40214	82724
1996-94	3.0L	V6 Cyl	Undercar	40264	83166
1996-93	2.2L	L4 Cyl	CA Emissions; Undercar Rear	40214	82724
1996-92	2.2L	L4 Cyl	Front Precat	40211	-
1993-92	2.2L	L4 Cyl	Undercar Rear; w/o Air Tube	40355	70330
1993-92	2.2L	L4 Cyl	Undercar Rear; w Air Tube	40213	70421
1991-88	2.0L	L4 Cyl	Undercar	40117	82725
1991-88	2.5L	V6 Cyl	Undercar	40008	70421
1991-87	2.0L	L4 Cyl	Front Precat	40427	-
1986-83	2.0L	L4 Cyl	Undercar; w/o Air Tube	40012	70316

**CELICA**

2005-00	1.8L	L4 Cyl	GT, Undercar	40618	92565
1999-90	2.2L	L4 Cyl	Front Precat	40427	-
1997-96	2.2L	L4 Cyl	Federal Emissions; Undercar Rear	40468	70247
1995-94	2.2L	L4 Cyl	Undercar Rear	40468	-
1993-90	1.6L	L4 Cyl	Undercar Rear	40012	70316
1993-90	2.2L	L4 Cyl	GT, Undercar Rear	40012	70316
1993-90	2.2L	L4 Cyl	GTS, Undercar Rear	40012	70316
1990-88	2.0L	L4 Cyl	All Trac, Undercar	40116	82725
1989-88	2.0L	L4 Cyl	All Trac, Undercar Rear	40012	70316
1989-87	2.0L	L4 Cyl	Front Precat	40427	-
1989-86	2.0L	L4 Cyl	GT, Undercar Rear	40012	70316
1989-86	2.0L	L4 Cyl	GTS, Undercar	40075	70317
1989-86	2.0L	L4 Cyl	ST, Undercar Rear	40012	70316
1985-81	2.4L	L4 Cyl	Undercar Rear	40012	70316
1985	2.8L	L6 Cyl	Naturally Aspirated, Undercar	40075	70317
1984-81	2.8L	L6 Cyl	Undercar	40008	70421

APPLICATIONS

Year

Liters

Cyl

Comments

Direct Fit #

Universal #

## TOYOTA (Con't)

### CELICA (Cont'd)

1980-79	2.2L	L4 Cyl	Undercar Rear	40012	70316
1980	2.6L	L6 Cyl	Undercar	40012	70316

### COROLLA

2013-09	1.8L	L4 Cyl	Undercar	40837	-
2010-09	1.8L	L4 Cyl	Undercar Front	-	92565
2010-09	2.4L	L4 Cyl	XRS, Undercar Rear; Does NOT Include Resonator Pipe - OE is a Complete Welded Assembly	41115	-
2010-09	2.4L	L4 Cyl	Front	40821	-
2010-03	1.8L	L4 Cyl	Undercar Rear	-	70248
2008-07	1.8L	L4 Cyl	Undercar	40407	-
2008-03	1.8L	L4 Cyl	Undercar Front	-	82155
2006-05	1.8L	L4 Cyl	CE, Undercar	40407	-
2006-05	1.8L	L4 Cyl	LE, Undercar	40407	-
2006-05	1.8L	L4 Cyl	S, Undercar	40407	-
2004-03	1.8L	L4 Cyl	Undercar	40407	-
2002-98	1.8L	L4 Cyl	Undercar	40243	82724
1997-90	1.6L	L4 Cyl	FWD, Federal Emissions; Undercar	40012	83166
1995-93	1.6L	L4 Cyl	CA Emissions; Undercar Rear	40468	70247
1992-90	1.6L	L4 Cyl	DLX All Trac, Undercar	-	70247
1992	1.6L	L4 Cyl	SR5 All Trac, Undercar	-	70247
1990	1.6L	L4 Cyl	SR5 All Trac, Undercar	-	70247
1989-84	1.6L	L4 Cyl	Undercar	40008	70421
1985-84	1.8L	L4 Cyl	Undercar	40008	70421
1982-80	1.8L	L4 Cyl	Undercar	-	70384
1982-80	1.8L	L4 Cyl	Undercar Rear	-	70421
1982-80	1.8L	L4 Cyl	Undercar Rear; w/o Thermo Sensor	40008	-
1979-77	1.2L	L4 Cyl	Undercar	-	70384
1979-77	1.2L	L4 Cyl	Undercar Rear	-	70421
1979-77	1.2L	L4 Cyl	Undercar Rear; w/o Thermo Sensor	40008	-
1979-76	1.6L	L4 Cyl	Undercar	-	70384
1979-76	1.6L	L4 Cyl	Undercar Rear	-	70421
1979-76	1.6L	L4 Cyl	Undercar Rear; w/o Thermo Sensor	40008	-

### CORONA

1981	2.4L	L4 Cyl	Undercar	-	70384
1980-75	2.2L	L4 Cyl	Undercar	-	70384

### CRESSIDA

1991-89	3.0L	L6 Cyl	Undercar	40012	70316
1988-83	2.8L	L6 Cyl	Undercar	40008	70421
1980	2.6L	L6 Cyl	Undercar	40008	70421

### ECHO

2005-00	1.5L	L4 Cyl	Undercar	40555	-
2005-00	1.5L	L4 Cyl	Undercar Front	-	92464

APPLICATIONS

Year

Liters

Cyl

Comments

Direct Fit #

Universal #

**TOYOTA (Con't)**

**FJ CRUISER**

2014-11	4.0L	V6 Cyl	Rear Left	40548	-
2014-11	4.0L	V6 Cyl	Rear Right	40549	-
2012-10	4.0L	V6 Cyl	Left	40943	-
2012-10	4.0L	V6 Cyl	Right	40944	-
2010-07	4.0L	V6 Cyl	Rear Left	40548	82725
2010-07	4.0L	V6 Cyl	Rear Right	40549	82725
2009-07	4.0L	V6 Cyl	Left	40598	-
2009-07	4.0L	V6 Cyl	Right	40599	-

**HIGHLANDER**

2015-14	3.5L	V6 Cyl	2GRFE Eng., Firewall Side; exc. Hybrid	41101	-
2015-14	3.5L	V6 Cyl	Radiator Side; exc. Hybrid	40813	-
2013-11	3.5L	V6 Cyl	2GRFE Eng., Firewall Side; exc. Hybrid	41029	-
2013-08	3.5L	V6 Cyl	Radiator Side	40813	-
2012-11	2.7L	L4 Cyl	Undercar Rear; Japan built; OE is a One Piece Welded Assembly	41063	-
2012-09	2.7L	L4 Cyl	Undercar Front	41067	-
2010-09	2.7L	L4 Cyl	Undercar Rear; OE is a One Piece Welded Assembly	41063	-
2010-08	3.3L	V6 Cyl	Undercar Rear; OE is a One Piece Welded Assembly	41056	-
2010-08	3.5L	V6 Cyl	Undercar Rear	40619	82565
2010-08	3.5L	V6 Cyl	Firewall Side	41029	-
2010-06	3.3L	V6 Cyl	Hybrid, Firewall Side	40784	-
2010-06	3.3L	V6 Cyl	Hybrid Limited, Firewall Side	40784	-
2007-06	3.3L	V6 Cyl	Hybrid, Undercar Rear	40970	70258
2007-06	3.3L	V6 Cyl	Hybrid Limited, Undercar Rear	40970	70258
2007-06	3.3L	V6 Cyl	GAS, Firewall Side	40642	-
2007-06	3.3L	V6 Cyl	Hybrid, Radiator Side	40373	-
2007-06	3.3L	V6 Cyl	Hybrid Limited, Radiator Side	40373	-
2007-04	2.4L	L4 Cyl	Front	40930	-
2007-04	3.3L	V6 Cyl	Undercar Rear	40619	82565
2007-04	3.3L	V6 Cyl	Radiator Side	40373	-
2006-04	2.4L	L4 Cyl	Undercar Rear	40931	70248
2005-04	3.3L	V6 Cyl	Firewall Side	40642	-
2003-01	2.4L	L4 Cyl	Left	40703	-
2003-01	3.0L	V6 Cyl	Firewall Side	40761	-
2003-01	3.0L	V6 Cyl	Front Left	-	82204
2003-01	3.0L	V6 Cyl	Radiator Side; Precat	40470	-
2003-01	3.0L	V6 Cyl	Undercar Rear	40786	92466

**LAND CRUISER**

2002-98	4.7L	V8 Cyl	Undercar Front	-	92154
2002-98	4.7L	V8 Cyl	Undercar Left	40838	-
2002-98	4.7L	V8 Cyl	Undercar Rear	-	92154
2002-98	4.7L	V8 Cyl	Undercar Right	40838	-
1997-95	4.5L	L6 Cyl	Undercar Front	40437	83166

APPLICATIONS

Year

Liters

Cyl

Comments

Direct Fit #

Universal #

## TOYOTA (Con't)

### LAND CRUISER (Cont'd)

1997-95	4.5L	L6 Cyl	Undercar Rear	40449	83165
1992-91	4.0L	L6 Cyl	Undercar Left	40238	70316
1992-91	4.0L	L6 Cyl	Undercar Right	40239	70316
1992-88	4.0L	L6 Cyl	Undercar Rear	40012	70316
1987-79	4.2L	L6 Cyl	Undercar	40167	71317
1987	2.4L	L4 Cyl	Undercar	40012	70316

### MATRIX

2013-11	2.4L	L4 Cyl	FWD, Undercar Rear; Does NOT Include Resonator Pipe - OE is a Complete Welded Assembly	41115	-
2013-09	1.8L	L4 Cyl	Undercar	40837	-
2013-09	2.4L	L4 Cyl	Front	40821	-
2011-09	1.8L	L4 Cyl	Undercar Front	-	92565
2011-03	1.8L	L4 Cyl	Undercar Rear	-	70248
2010-09	2.4L	L4 Cyl	FWD, S, Undercar Rear; Does NOT Include Resonator Pipe - OE is a Complete Welded Assembly	41115	-
2008-03	1.8L	L4 Cyl	FWD, Base, Undercar	40407	-
2008-03	1.8L	L4 Cyl	FWD, Base, Undercar Front	-	92155
2008-03	1.8L	L4 Cyl	FWD, XR, Undercar	40407	-
2008-03	1.8L	L4 Cyl	FWD, XR, Undercar Front	-	92155
2006-03	1.8L	L4 Cyl	AWD, Undercar	40832	92563
2003	1.8L	L4 Cyl	6 SPD, FWD, XRS, Undercar	40871	-
2003	1.8L	L4 Cyl	6 SPD, FWD, XRS, Undercar Front	-	92566

### MR2

1995-91	2.2L	L4 Cyl	Front Precat	40427	-
1989-85	1.6L	L4 Cyl	Naturally Aspirated, Undercar	40012	70316

### MR2 SPYDER

2005-00	1.8L	L4 Cyl	Undercar Rear	40849	-
2005-00	1.8L	L4 Cyl	Front	40848	-

### PASEO

1997-96	1.5L	L4 Cyl	Undercar	40265	82724
1995-92	1.5L	L4 Cyl	Undercar	40012	70316

### PICKUP

1995-88	3.0L	V6 Cyl	Undercar	-	70421
1995-88	3.0L	V6 Cyl	Undercar; 17" OAL	40008	-
1995-84	2.4L	L4 Cyl	Undercar	-	70316 83165
1995-84	2.4L	L4 Cyl	Undercar; 12 1/2" OAL	40012	-
1995-84	2.4L	L4 Cyl	Undercar; 17" OAL	40008	-
1983-81	2.4L	L4 Cyl	Undercar	-	70384
1983-75	2.2L	L4 Cyl	Undercar	-	70384

### PREVIA

1997-94	2.4L	L4 Cyl	Supercharged, Undercar	40233	83164
---------	------	--------	------------------------	-------	-------

APPLICATIONS

Year

Liters

Cyl

Comments

Direct Fit #

Universal #

**TOYOTA (Con't)**

**PREVIA (Cont'd)**

1995-94	2.4L	L4 Cyl	Naturally Aspirated, Undercar	40199	70316
1993-91	2.4L	L4 Cyl	Undercar	40199	70316

**PRIUS**

2015-10	1.8L	L4 Cyl	Undercar Rear; For vehicles w Heat Exchanger but not included. Cut as close to Heat Exchanger as possible.	40920	-
2009-04	1.5L	L4 Cyl	Undercar	40712	-
2009-04	1.5L	L4 Cyl	Undercar Front	-	92775
2009-04	1.5L	L4 Cyl	Undercar Rear	-	70257
2003-01	1.5L	L4 Cyl	Undercar	40544	82154

**PRIUS V**

2014-12	1.8L	L4 Cyl	Undercar Rear; For vehicles w Heat Exchanger but not included. Cut as close to Heat Exchanger as possible.	40920	-
---------	------	--------	--	-------	---

**RAV4**

2012-09	2.5L	L4 Cyl	Front	40906	-
2012-06	3.5L	V6 Cyl	Undercar Rear	40899	70249
2012-06	3.5L	V6 Cyl	Firewall Side	40898	-
2012-06	3.5L	V6 Cyl	Radiator Side	40813	-
2012	2.5L	L4 Cyl	Undercar Rear	40787	-
2011-09	2.5L	L4 Cyl	Undercar Rear	40787	82465
2008-06	2.4L	L4 Cyl	Undercar	41040	-
2008-06	2.4L	L4 Cyl	Undercar Rear	40787	82465
2008-06	2.4L	L4 Cyl	Front	40842	-
2005-04	2.4L	L4 Cyl	Undercar Rear	40954	70258
2005-04	2.4L	L4 Cyl	Front	40632	-
2003-01	2.0L	L4 Cyl	Front	40583	-
2000-98	2.0L	L4 Cyl	Undercar Rear	40390	82724
2000-98	2.0L	L4 Cyl	CA Emissions; Front	40892	-
1997-96	2.0L	L4 Cyl	Front Precat	40427	-
1997	2.0L	L4 Cyl	Undercar Rear; From 9/97	40390	82724
1997	2.0L	L4 Cyl	Undercar Rear; From 9/97 to 5/00	40378	83805
1996	2.0L	L4 Cyl	Undercar Rear; To 9/97	40378	83805

**SEQUOIA**

2014-08	5.7L	V8 Cyl	Undercar Right	40869	-
2012-08	5.7L	V8 Cyl	Undercar Front	-	92776
2012-08	5.7L	V8 Cyl	Undercar Rear	-	70259
2007-05	4.7L	V8 Cyl	Undercar	-	92625
2007-05	4.7L	V8 Cyl	Undercar Left	41089	-
2007-05	4.7L	V8 Cyl	Undercar Right	41090	-
2004-01	4.7L	V8 Cyl	Undercar Left	40481	92564
2004-01	4.7L	V8 Cyl	Undercar Right	40482	82464

**SIENNA**

2016-11	3.5L	V6 Cyl	AWD, Undercar	41155	-
---------	------	--------	---------------	-------	---

APPLICATIONS

Year

Liters

Cyl

Comments

Direct Fit #

Universal #

## TOYOTA (Con't)

### SIENNA (Cont'd)

2016-11	3.5L	V6 Cyl	FWD, Undercar Rear	41105	-
2016-11	3.5L	V6 Cyl	AWD, Firewall Side	41101	-
2016-11	3.5L	V6 Cyl	FWD, Firewall Side	41104	-
2016-07	3.5L	V6 Cyl	Radiator Side	40813	-
2010-07	3.5L	V6 Cyl	AWD, Firewall Side	41029	-
2010-07	3.5L	V6 Cyl	FWD, Firewall Side	40985	-
2006-04	3.3L	V6 Cyl	AWD, Front Right	-	82724
2006-04	3.3L	V6 Cyl	Front Left	-	82724
2006-04	3.3L	V6 Cyl	FWD, Rear Right	-	82464
2006-04	3.3L	V6 Cyl	Undercar Rear	40660	70258
2006-04	3.3L	V6 Cyl	AWD, Firewall Side	40642	-
2006-04	3.3L	V6 Cyl	FWD, Firewall Side	40374	-
2006-04	3.3L	V6 Cyl	Radiator Side	40373	-
2003-02	3.0L	V6 Cyl	CA Emissions; Undercar	40431	82364
2003-02	3.0L	V6 Cyl	Undercar Rear	40432	83703
2003-01	3.0L	V6 Cyl	Federal Emissions; Undercar	40431	82364
2003-99	3.0L	V6 Cyl	CA Emissions; Radiator Side	40564	-
2001-99	3.0L	V6 Cyl	CA Emissions; Undercar	-	82775
2001-99	3.0L	V6 Cyl	CA Emissions; Undercar Rear	40395	-
2001	3.0L	V6 Cyl	Federal Emissions; Undercar Rear	40432	-
2001	3.0L	V6 Cyl	Federal Emissions; Undercar Right	-	82725
2000-98	3.0L	V6 Cyl	Federal Emissions; Undercar	40369	83174

### SOLARA

2008-07	3.3L	V6 Cyl	Sport, Firewall Side	40664	-
2008-07	3.3L	V6 Cyl	Sport, Radiator Side	40663	-
2008-04	3.3L	V6 Cyl	Undercar Rear	40665	70258
2008-04	3.3L	V6 Cyl	SE, Firewall Side	40664	-
2008-04	3.3L	V6 Cyl	SE, Radiator Side	40663	-
2008-04	3.3L	V6 Cyl	SLE, Firewall Side	40664	-
2008-04	3.3L	V6 Cyl	SLE, Radiator Side	40663	-
2008-02	2.4L	L4 Cyl	CA Emissions; Undercar Rear	-	82725
2008-02	2.4L	L4 Cyl	exc. PZEV Emissions; Undercar Rear	40483	-
2008-02	2.4L	L4 Cyl	Front	40587	-
2003-02	2.4L	L4 Cyl	Undercar Rear	40694	70258
2003-99	3.0L	V6 Cyl	Automatic, CA Emissions; Undercar	40391	-
2003-99	3.0L	V6 Cyl	Automatic, CA Emissions; Undercar Rear	-	82724
2003-99	3.0L	V6 Cyl	Automatic, Federal Emissions; Undercar	40361	70316
2003-99	3.0L	V6 Cyl	SE, CA Emissions; Radiator Side	40564	-
2003-99	3.0L	V6 Cyl	SLE, CA Emissions; Radiator Side	40564	-
2002-99	3.0L	V6 Cyl	Standard, Undercar	40707	92775
2001-99	2.2L	L4 Cyl	SE, Undercar Rear	40244	83165
2001-99	2.2L	L4 Cyl	CA Emissions; Front	40434	-

Year

Liters

Cyl

Comments

Direct Fit #

Universal #

**TOYOTA (Con't)**

**STARLET**

1984-81	1.3L	L4 Cyl	Undercar	-	70384 70419
1984-81	1.3L	L4 Cyl	Undercar; w/o Thermo Sensor	40008	-

**SUPRA**

1998-94	3.0L	L6 Cyl	Turbocharged, Undercar Rear	40329	83805
1993	3.0L	L6 Cyl	Turbocharged, Undercar Rear; From 5/93	40329	83805
1992-87	3.0L	L6 Cyl	Turbocharged, Undercar Front	40494	70384
1992-86	3.0L	L6 Cyl	Naturally Aspirated, Undercar	40075	70317

**T100**

1998-95	3.4L	V6 Cyl	RWD, Undercar	40363	82724
1998-95	3.4L	V6 Cyl	Undercar	-	89516
1997-96	2.7L	L4 Cyl	Undercar	-	83165
1997-94	2.7L	L4 Cyl	Undercar; 17" OAL	40008	-
1995-94	2.7L	L4 Cyl	Undercar	-	70316 83165
1995-94	2.7L	L4 Cyl	Undercar; 12 1/2" OAL	40012	-
1994-93	3.0L	V6 Cyl	Undercar	-	70421
1994-93	3.0L	V6 Cyl	Undercar; 17" OAL	40008	-

**TACOMA**

2015-13	4.0L	V6 Cyl	Rear Right	-	71277
2015-12	4.0L	V6 Cyl	Left	-	70216
2015-12	4.0L	V6 Cyl	Undercar Left	41129	-
2015-12	4.0L	V6 Cyl	Undercar Right	41130	-
2012-11	2.7L	L4 Cyl	Standard, Undercar Rear	40760	-
2011-05	4.0L	V6 Cyl	4WD, Rear Left	40767	-
2011-05	4.0L	V6 Cyl	Rear Right	40768	71277
2010-05	2.7L	L4 Cyl	Base, Undercar Rear	40760	-
2010-05	2.7L	L4 Cyl	Pre Runner, Undercar Rear	40760	-
2008-05	4.0L	V6 Cyl	Left	40598	-
2008-05	4.0L	V6 Cyl	Right	40599	-
2004-01	2.4L	L4 Cyl	Undercar Front	40472	82724
2004-01	2.4L	L4 Cyl	Undercar Rear	40365	82725
2004-01	2.7L	L4 Cyl	Undercar Rear	40365	82725
2004-01	3.4L	V6 Cyl	Undercar Front	-	83425
2004-01	3.4L	V6 Cyl	Undercar Front; 21" OAL	40364	-
2004-01	3.4L	V6 Cyl	Undercar Rear	40365	82725
2004-00	2.7L	L4 Cyl	Undercar Front	40448	82724
2000-99	2.4L	L4 Cyl	CA Emissions; Undercar Rear	40365	82725
2000-95	2.4L	L4 Cyl	Undercar	-	83165
2000-95	2.4L	L4 Cyl	Undercar; 12 1/2" OAL	40075	-
2000-95	2.4L	L4 Cyl	Undercar Rear	-	83166
2000-95	2.4L	L4 Cyl	Undercar Rear; 17" OAL	40323	-

APPLICATIONS



Year

Liters

Cyl

Comments

Direct Fit #

Universal #

## TOYOTA (Con't)

### TACOMA (Cont'd)

2000-95	2.7L	L4 Cyl	Undercar Rear	-	83165 83166
2000-95	2.7L	L4 Cyl	Undercar Rear; 12" OAL	40075	-
2000-95	2.7L	L4 Cyl	Undercar Rear; 18" OAL	40591	-
2000-95	3.4L	V6 Cyl	Undercar	-	83166
2000-95	3.4L	V6 Cyl	Undercar; 17" OAL	40323	-
2000	2.7L	L4 Cyl	CA Emissions; Undercar Rear	40365	82725
2000	3.4L	V6 Cyl	CA Emissions; Undercar Front	40364	83425
2000	3.4L	V6 Cyl	CA Emissions; Undercar Rear	40365	82725
1995	2.4L	L4 Cyl	Undercar; 17" OAL	40008	-

### TERCEL

1998-95	1.5L	L4 Cyl	Undercar	40265	82724
1994-87	1.5L	L4 Cyl	Undercar	-	70421
1994-80	1.5L	L4 Cyl	Undercar; 17" OAL	40008	-
1986-83	1.5L	L4 Cyl	Undercar	-	70316 70421
1986-83	1.5L	L4 Cyl	Undercar; 12" OAL	40012	-
1982-80	1.5L	L4 Cyl	Undercar	-	70421

### TUNDRA

2013-12	5.7L	V8 Cyl	164.6 WB, Base, Undercar Left	41037	-
2013-09	5.7L	V8 Cyl	145.7 WB, Undercar Left	40868	-
2013-07	5.7L	V8 Cyl	Undercar Front	-	92776
2013-07	5.7L	V8 Cyl	Undercar Rear	-	70259
2013-07	5.7L	V8 Cyl	Undercar Right	40869	-
2011-09	5.7L	V8 Cyl	164.6 WB, Undercar Left	41037	-
2009-07	4.7L	V8 Cyl	145.7 WB, Undercar Left	41048	-
2009-07	4.7L	V8 Cyl	Undercar Right	41045	-
2008-07	5.7L	V8 Cyl	Base, Undercar Left	41037	-
2006-05	4.0L	V6 Cyl	Rear Right	41078	-
2006-05	4.0L	V6 Cyl	Firewall Side	40599	-
2006-05	4.0L	V6 Cyl	Radiator Side	40598	-
2006-05	4.7L	V8 Cyl	4WD, Undercar Left	40771	-
2006-05	4.7L	V8 Cyl	Undercar Right	40772	-
2004-03	4.7L	V8 Cyl	Undercar Left	40779	92774
2004-03	4.7L	V8 Cyl	Undercar Right	40780	92774
2004-01	3.4L	V6 Cyl	Undercar Front	-	83425
2004-01	3.4L	V6 Cyl	Undercar Front; 21" OAL	40364	-
2004-00	3.4L	V6 Cyl	Undercar Rear	40447	92775
2002-00	4.7L	V8 Cyl	Undercar Left	40393	83165
2002-00	4.7L	V8 Cyl	Undercar Right	40394	83164
2000	3.4L	V6 Cyl	CA Emissions; Undercar Front	40364	83425

### VAN

1989-86	2.2L	L4 Cyl	RWD, Undercar	40012	70316
---------	------	--------	---------------	-------	-------

Year

Liters

Cyl

Comments

Direct Fit #

Universal #

**TOYOTA (Con't)**

**VAN (Cont'd)**

1985-84	2.0L	L4 Cyl	RWD, Undercar	40012	70316
---------	------	--------	---------------	-------	-------

**VENZA**

2015-09	2.7L	L4 Cyl	Undercar Rear; OE is a One Piece Welded Assembly	41084	-
2015-09	2.7L	L4 Cyl	Manifold; Front	41100	-
2015-09	3.5L	V6 Cyl	Undercar Rear; OE is a One Piece Welded Assembly	41076	-
2015-09	3.5L	V6 Cyl	Firewall Side	40673	-
2015-09	3.5L	V6 Cyl	Radiator Side	40672	-

**YARIS**

2011-07	1.5L	L4 Cyl	Hatchback, Undercar	40845	-
2011-07	1.5L	L4 Cyl	Sedan, Undercar	41139	-
2011-07	1.5L	L4 Cyl	Undercar Front	-	92154
2011-07	1.5L	L4 Cyl	Undercar Rear	-	70216

**TRIUMPH**

**TR7**

1981-80	2.0L	L4 Cyl	Undercar	-	82724
1981-80	2.0L	L4 Cyl	Undercar; 51" OAL	40017	-
1979-77	2.0L	L4 Cyl	Undercar	40029	70316

**VOLKSWAGEN**

**BEEBLE**

2009-06	2.5L	L5 Cyl	Automatic, Undercar	40812	-
2005-04	2.0L	L4 Cyl	BEV Eng., Undercar; 4 Bolt Front Flange	40435	82234
2004-98	1.9L	L4 Cyl	Undercar	40879	-
2003-01	2.0L	L4 Cyl	AVH Eng., Undercar; 4 Bolt Front Flange	40435	82234
2003-01	2.0L	L4 Cyl	AZG Eng., Undercar; 4 Bolt Front Flange	40435	82234
2003-99	1.8L	L4 Cyl	Turbocharged, Undercar	40403	-
2003-99	1.8L	L4 Cyl	Turbocharged, Undercar Front	-	92364
2003-99	1.8L	L4 Cyl	Undercar Rear	-	92734
2001-98	2.0L	L4 Cyl	Undercar	-	83704
2001-98	2.0L	L4 Cyl	Undercar; 6 Bolt Flange	40288	-

**CABRIO**

2002-97	2.0L	L4 Cyl	Undercar	40231	82724
---------	------	--------	----------	-------	-------

**CABRIOLET**

1993-90	1.8L	L4 Cyl	Undercar	40290	82725
1989-85	1.8L	L4 Cyl	Undercar	-	82724
1989-85	1.8L	L4 Cyl	Undercar; w/o O2 Ports	40047	-

**CC**

2015-09	2.0L	L4 Cyl	Undercar	41030	92776
---------	------	--------	----------	-------	-------

**CORRADO**

1992-90	1.8L	L4 Cyl	Undercar	-	82725
---------	------	--------	----------	---	-------

APPLICATIONS

Year

Liters

Cyl

Comments

Direct Fit #

Universal #

## VOLKSWAGEN (Con't)

### DASHER

1980-76	1.6L	L4 Cyl	Undercar; w/o O2 Ports	40047	82724
---------	------	--------	------------------------	-------	-------

### EOS

2008-07	2.0L	L4 Cyl	2.0T, Undercar	40620	-
2008	2.0L	L4 Cyl	Komfort, Undercar	40620	-
2008	2.0L	L4 Cyl	Lux, Undercar	40620	-
2008	2.0L	L4 Cyl	Turbo, Undercar	40620	-
2007	2.0L	L4 Cyl	Base, Undercar	40620	-

### EUROVAN

2000-99	2.8L	V6 Cyl	AES Eng., Undercar	40465	83164
1995-93	2.5L	L5 Cyl	Undercar	40143	70316

### FOX

1993-87	1.8L	L4 Cyl	Undercar	-	82724
---------	------	--------	----------	---	-------

### GOLF

2010	2.5L	L5 Cyl	Undercar Rear	40776	-
2006-02	2.0L	L4 Cyl	Undercar; 4 Bolt Flange	40435	-
2006	2.0L	L4 Cyl	Undercar	40620	82234
2005-03	2.0L	L4 Cyl	Undercar	-	82234
2004-99	1.9L	L4 Cyl	Undercar	40879	-
2004	3.2L	V6 Cyl	R32, Undercar	40662	-
2003-00	1.8L	L4 Cyl	Undercar Front	-	92364
2003-00	1.8L	L4 Cyl	Undercar Rear	40403	92734
2002-95	2.0L	L4 Cyl	Undercar; 3 Bolt Flange	40231	-
2002	2.0L	L4 Cyl	Undercar	-	82234 82724
2001-00	2.8L	V6 Cyl	GTI GLX, Undercar	-	82664
2001-00	2.8L	V6 Cyl	GTI GLX, Undercar; Y-Pipe	40332	-
2001-99	2.0L	L4 Cyl	Undercar	-	82724 83704
2001-99	2.0L	L4 Cyl	Undercar; 6 Bolt Flange	40288	-
1999	2.8L	V6 Cyl	GTI, Undercar Rear	40631	82234
1998-96	2.0L	L4 Cyl	GTI, Undercar Rear	40281	83704
1998-96	2.8L	V6 Cyl	GTI VR6, Undercar Rear	40631	82234
1998-95	2.0L	L4 Cyl	Undercar	-	82724
1993-91	2.0L	L4 Cyl	Undercar Rear	40291	82724
1989-88	1.8L	L4 Cyl	8 Valves, Undercar Rear	40125	-
1989-88	1.8L	L4 Cyl	GTI 16-Valve, Undercar Rear	40291	82725
1989-88	1.8L	L4 Cyl	Undercar Rear	-	70316
1987-85	1.8L	L4 Cyl	GTI, Undercar Rear	40125	70316
1987-85	1.8L	L4 Cyl	Undercar Rear	40125	70316
1987	1.8L	L4 Cyl	GTI 16-Valve, Undercar Rear	40125	70316

### GTI

2008-07	2.0L	L4 Cyl	Undercar Rear	40620	-
---------	------	--------	---------------	-------	---

APPLICATIONS

Year

Liters

Cyl

Comments

Direct Fit #

Universal #

**VOLKSWAGEN (Con't)**

**GTI (Cont'd)**

2008-06	2.0L	L4 Cyl	Undercar	40620	-
---------	------	--------	----------	-------	---

**JETTA**

2015-12	2.0L	L4 Cyl	Naturally Aspirated, Undercar	41015	-
2010-08	2.5L	L5 Cyl	Undercar	40776	-
2008-07	2.0L	L4 Cyl	GLI, Undercar Rear	40620	-
2008-06	2.0L	L4 Cyl	2.0T, Undercar	40620	-
2008-06	2.0L	L4 Cyl	GLI, Undercar	40620	-
2007-05	2.5L	L5 Cyl	BGP Eng., CA Emissions; Undercar	40594	82155
2007-05	2.5L	L5 Cyl	BGQ Eng., Undercar	40776	-
2005-04	2.0L	L4 Cyl	BBW Eng., CA Emissions; Undercar	40678	82724
2005-04	2.0L	L4 Cyl	BEV Eng., CA Emissions; Undercar	40678	82724
2005-04	2.0L	L4 Cyl	BEV Eng., Undercar; 4 Bolt Front Flange	40435	82234
2005-00	1.8L	L4 Cyl	Turbocharged, Undercar	40403	-
2005-00	1.8L	L4 Cyl	Turbocharged, Undercar Front	-	92364
2005-00	1.8L	L4 Cyl	Undercar Rear	-	92734
2004-02	2.0L	L4 Cyl	AVH Eng., Undercar; 4 Bolt Front Flange	40435	82234
2004-02	2.0L	L4 Cyl	AZG Eng., Undercar; 4 Bolt Front Flange	40435	82234
2004-02	2.8L	V6 Cyl	DOHC, Undercar	40550	-
2004-02	2.8L	V6 Cyl	DOHC, Undercar Front	-	82465
2004-99	1.9L	L4 Cyl	Undercar	40879	-
2002	2.8L	V6 Cyl	SOHC, Undercar	40332	82664
2001-99	2.0L	L4 Cyl	Undercar Rear	40288	83704
2001-99	2.8L	V6 Cyl	Undercar	40332	82664
1999-96	2.8L	V6 Cyl	GLX, Undercar	40631	82234
1998-95	2.0L	L4 Cyl	Undercar	-	82724
1998-95	2.0L	L4 Cyl	Undercar; 3 Bolt Inlet Flange	40231	-
1994	2.0L	L4 Cyl	Undercar; w O2 Port on Inlet	40291	82724
1992-90	2.0L	L4 Cyl	Undercar; w O2 Port on Inlet	40291	82724
1992-88	1.8L	L4 Cyl	PF Eng., Undercar	40045	83705
1992-88	1.8L	L4 Cyl	RV Eng., Undercar	-	82724
1987-86	1.8L	L4 Cyl	GX Eng., Undercar	-	82724
1987-86	1.8L	L4 Cyl	Undercar	40045	83705
1985	1.8L	L4 Cyl	GX Eng., Undercar	-	70316
1985	1.8L	L4 Cyl	GX Eng., Undercar Rear	40125	-
1984-81	1.7L	L4 Cyl	Undercar	-	82724
1984	1.8L	L4 Cyl	Undercar	-	82724

**PASSAT**

2008-06	2.0L	L4 Cyl	Undercar	40628	-
2008-06	3.6L	V6 Cyl	Undercar	40648	-
2008-06	3.6L	V6 Cyl	Undercar Front	-	92365
2005-00	2.8L	V6 Cyl	Automatic, Undercar Front	-	82204
2005-00	2.8L	V6 Cyl	Automatic, Undercar Left	40463	-

APPLICATIONS

Year

Liters

Cyl

Comments

Direct Fit #

Universal #

## VOLKSWAGEN (Con't)

### PASSAT (Cont'd)

2005-00	2.8L	V6 Cyl	Automatic, Undercar Right	40464	-
2005-00	2.8L	V6 Cyl	Standard, Undercar Left	41074	-
2005-00	2.8L	V6 Cyl	Standard, Undercar Right	41072	-
2005-00	2.8L	V6 Cyl	Undercar Rear	-	83164
2005-98	1.8L	L4 Cyl	Undercar	40300	92204
1999-98	2.8L	V6 Cyl	Automatic, Undercar Left	40741	92564
1999-98	2.8L	V6 Cyl	Automatic, Undercar Right	40742	92564
1997-95	2.8L	V6 Cyl	GLX, Undercar	40631	82234
1993-90	2.0L	L4 Cyl	Undercar; 2" OD Outlet	40045	83705

### QUANTUM

1988-83	2.2L	L5 Cyl	Undercar; w/o O2 Ports	40047	70316
1983-82	1.7L	L4 Cyl	Undercar; w/o O2 Ports	40047	70316

### R32

2008	3.2L	V6 Cyl	Undercar	40918	-
------	------	--------	----------	-------	---

### RABBIT

2009-08	2.5L	L5 Cyl	Undercar Rear	40776	-
2007-06	2.5L	L5 Cyl	BGP Eng., CA Emissions; Undercar	40594	82155
2007-06	2.5L	L5 Cyl	BGQ Eng., Undercar	40776	-
1984-83	1.8L	L4 Cyl	Undercar	-	70419
1984-82	1.7L	L4 Cyl	CARB, Undercar	-	70316
1984-82	1.7L	L4 Cyl	CARB, Undercar; w/o O2 Ports	40047	-

### RABBIT CONVERTIBLE

1984	1.8L	L4 Cyl	Undercar	-	70419
1983	1.7L	L4 Cyl	Undercar	-	70419

### RABBIT PICKUP

1980	1.5L	L4 Cyl	Undercar; w/o O2 Ports	40047	70316
1980	1.5L	L4 Cyl	Undercar; w O2 Port; 12" OAL	40107	-
1980	1.6L	L4 Cyl	Undercar; w/o O2 Ports	40047	70316
1980	1.6L	L4 Cyl	Undercar; w O2 Port; 12" OAL	40107	-

### ROUTAN

2014-11	3.6L	V6 Cyl	Firewall Side	20443	-
2014-11	3.6L	V6 Cyl	Radiator Side	20442	-
2010-09	3.8L	V6 Cyl	Undercar	20436	92776
2010-09	4.0L	V6 Cyl	Federal Emissions; Firewall Side	20446	-
2010-09	4.0L	V6 Cyl	Federal Emissions; Radiator Side	20445	-

### SCIROCCO

1988-86	1.8L	L4 Cyl	16 Valves, Undercar; w/o O2 Port	40133	70316
1987	1.8L	L4 Cyl	8 Valves, Undercar; w/o O2 Port	40047	70316
1986-85	1.8L	L4 Cyl	8 Valves, Undercar; w/o O2 Port	-	70316
1984	1.8L	L4 Cyl	Undercar	-	70316

Year

Liters

Cyl

Comments

Direct Fit #

Universal #

**VOLKSWAGEN (Con't)**

**SCIROCCO (Cont'd)**

1984	1.8L	L4 Cyl	Undercar; w/o O2 Ports	40047	-
1983-81	1.7L	L4 Cyl	Undercar	-	70316
1983-81	1.7L	L4 Cyl	Undercar; w/o O2 Ports	40047	-
1980-79	1.6L	L4 Cyl	Undercar	-	70316
1980-79	1.6L	L4 Cyl	Undercar; w/o O2 Ports	40047	-
1977-76	1.6L	L4 Cyl	Undercar	-	70316
1977-76	1.6L	L4 Cyl	Undercar; w/o O2 Ports	40047	-

**TIGUAN**

2016-12	2.0L	L4 Cyl	Undercar	41031	-
2011-09	2.0L	L4 Cyl	Undercar	41031	92776

**TOUAREG**

2010-08	3.6L	V6 Cyl	From Vin 7L8038801; Rear	41121	-
2009-08	3.6L	V6 Cyl	Undercar Left	41109	-
2009-08	3.6L	V6 Cyl	Undercar Right	41110	-
2007-04	4.2L	V8 Cyl	Front Left	40817	-
2007-04	4.2L	V8 Cyl	Front Right	40818	-
2007-04	4.2L	V8 Cyl	Rear Left	40819	-
2007-04	4.2L	V8 Cyl	Rear Right	40820	-
2007	3.6L	V6 Cyl	Undercar Left	40860	-
2007	3.6L	V6 Cyl	Undercar Rear	40862	-
2007	3.6L	V6 Cyl	Undercar Right	40861	-
2007	4.2L	V8 Cyl	Undercar Left	40860	-
2007	4.2L	V8 Cyl	Undercar Right	40861	-
2006-04	3.2L	V6 Cyl	Undercar Front	40609	-
2006-04	3.2L	V6 Cyl	Undercar Rear	40610	-

**TRANSPORTER**

1991-86	2.1L	H4 Cyl	Undercar; w/o O2 Port	-	82724
1991-86	2.1L	H4 Cyl	Undercar; w/o O2 Port; 11" OAL	40047	-
1991-86	2.1L	H4 Cyl	Undercar; w O2 Port	-	83704
1991-86	2.1L	H4 Cyl	Undercar; w O2 Port; 12" OAL	40107	-
1985	1.9L	H4 Cyl	Undercar	-	70316
1985	1.9L	H4 Cyl	Undercar; w/o O2 Port	-	82724
1985	1.9L	H4 Cyl	Undercar; w/o O2 Port; 11" OAL	40047	-
1985	1.9L	H4 Cyl	Undercar; w O2 Port	-	83704
1985	1.9L	H4 Cyl	Undercar; w O2 Port; 12" OAL	40107	-
1979-76	2.0L	H4 Cyl	Undercar; w/o O2 Port	-	82724
1979-76	2.0L	H4 Cyl	Undercar; w/o O2 Port; 11" OAL	40047	-
1979-76	2.0L	H4 Cyl	Undercar; w O2 Port	-	83704
1979-76	2.0L	H4 Cyl	Undercar; w O2 Port; 12" OAL	40107	-
1975	1.8L	H4 Cyl	Undercar; w/o O2 Port	-	82724
1975	1.8L	H4 Cyl	Undercar; w/o O2 Port; 11" OAL	40047	-
1975	1.8L	H4 Cyl	Undercar; w O2 Port	-	83704

APPLICATIONS

Year

Liters

Cyl

Comments

Direct Fit #

Universal #

## VOLKSWAGEN (Con't)

### TRANSPORTER (Cont'd)

1975	1.8L	H4 Cyl	Undercar; w O2 Port; 12" OAL	40107	-
------	------	--------	------------------------------	-------	---

### VANAGON

1991-86	2.1L	H4 Cyl	Undercar; w/o O2 Port	-	82724
1991-86	2.1L	H4 Cyl	Undercar; w/o O2 Port; 11" OAL	40047	-
1991-86	2.1L	H4 Cyl	Undercar; w O2 Port	-	83704
1991-86	2.1L	H4 Cyl	Undercar; w O2 Port; 12" OAL	40107	-
1985-83	1.9L	H4 Cyl	Undercar	-	70316
1985-83	1.9L	H4 Cyl	Undercar; w/o O2 Port	-	82724
1985-83	1.9L	H4 Cyl	Undercar; w/o O2 Port; 11" OAL	40047	-
1985-83	1.9L	H4 Cyl	Undercar; w O2 Port	-	83704
1985-83	1.9L	H4 Cyl	Undercar; w O2 Port; 12" OAL	40107	-
1984-82	1.6L	L4 Cyl	Undercar	-	70316
1984-82	1.6L	L4 Cyl	Undercar; w/o O2 Port	-	82724
1984-82	1.6L	L4 Cyl	Undercar; w/o O2 Port; 11" OAL	40047	-
1984-82	1.6L	L4 Cyl	Undercar; w O2 Port	-	83704
1984-82	1.6L	L4 Cyl	Undercar; w O2 Port; 12" OAL	40107	-
1983-82	2.0L	H4 Cyl	Undercar	-	70316
1983-81	2.0L	H4 Cyl	Undercar; w/o O2 Port	-	82724
1983-81	2.0L	H4 Cyl	Undercar; w/o O2 Port; 11" OAL	40047	-
1983-80	2.0L	H4 Cyl	Undercar; w O2 Port	-	83704
1983-80	2.0L	H4 Cyl	Undercar; w O2 Port; 12" OAL	40107	-

## VOLVO

### 240

1993-90	2.3L	L4 Cyl	Undercar; w/o EGR Port	40043	70316
---------	------	--------	------------------------	-------	-------

### 242

1983-82	2.1L	L4 Cyl	Undercar Rear	-	70316
1983-82	2.1L	L4 Cyl	Undercar Rear; 11" OAL	40068	-
1983-82	2.3L	L4 Cyl	Undercar Rear	-	70316
1983-82	2.3L	L4 Cyl	Undercar Rear; 11" OAL	40068	-
1980-76	2.1L	L4 Cyl	Undercar Rear	-	70316
1975	2.0L	L4 Cyl	Undercar Rear	-	70316

### 244

1989-88	2.3L	L4 Cyl	Undercar; w/o EGR Port	40043	70316
1986	2.3L	L4 Cyl	Undercar; w/o EGR Port	40043	70316
1983-82	2.1L	L4 Cyl	Undercar Rear	-	70316
1983-82	2.1L	L4 Cyl	Undercar Rear; 11" OAL	40068	-
1983-82	2.3L	L4 Cyl	Undercar Rear	-	70316
1983-82	2.3L	L4 Cyl	Undercar Rear; 11" OAL	40068	-
1980-76	2.1L	L4 Cyl	Undercar Rear	-	70316
1975	2.0L	L4 Cyl	Undercar Rear	-	70316

Year

Liters

Cyl

Comments

Direct Fit #

Universal #

**VOLVO (Con't)**

**245**

1989-88	2.3L	L4 Cyl	Undercar; w/o EGR Port	40043	70316
1986	2.3L	L4 Cyl	Undercar; w/o EGR Port	40043	70316
1983-82	2.1L	L4 Cyl	Undercar Rear	-	70316
1983-82	2.1L	L4 Cyl	Undercar Rear; 11" OAL	40068	-
1983-82	2.3L	L4 Cyl	Undercar Rear	-	70316
1983-82	2.3L	L4 Cyl	Undercar Rear; 11" OAL	40068	-
1980-76	2.1L	L4 Cyl	Undercar Rear	-	70316
1975	2.0L	L4 Cyl	Undercar Rear	-	70316

**262**

1981-80	2.8L	V6 Cyl	Undercar	40019	70382
---------	------	--------	----------	-------	-------

**264**

1982	2.8L	V6 Cyl	Undercar Rear	-	70316
1982	2.8L	V6 Cyl	Undercar Rear; 11" OAL	40068	-

**740**

1992-85	2.3L	L4 Cyl	Naturally Aspirated, SOHC, Undercar	40074	83705
1992-85	2.3L	L4 Cyl	Turbocharged, Undercar	40071	70316

**760**

1990-84	2.3L	L4 Cyl	Turbocharged, Undercar	40071	70316
1988-87	2.8L	V6 Cyl	Naturally Aspirated, Undercar	40074	83705
1986-83	2.8L	V6 Cyl	Undercar	-	70318

**780**

1990-87	2.8L	V6 Cyl	Undercar	40071	70316
---------	------	--------	----------	-------	-------

**850**

1997-94	2.4L	L5 Cyl	Naturally Aspirated, Undercar; 4 Bolt Inlet Flange	40319	-
1997-93	2.4L	L5 Cyl	Naturally Aspirated, Undercar	-	83165
1997-93	2.4L	L5 Cyl	Naturally Aspirated, Undercar; 2 Bolt Inlet Flange	40257	-
1996-94	2.3L	L5 Cyl	Turbocharged, Sedan, Undercar	-	83164
1996-94	2.3L	L5 Cyl	Turbocharged, Sedan, Undercar; Loose Flange	40301	-

**940**

1993-91	2.3L	L4 Cyl	Naturally Aspirated, Undercar	40074	83705
---------	------	--------	-------------------------------	-------	-------

**960**

1995-92	2.9L	L6 Cyl	Undercar	40322	70535
---------	------	--------	----------	-------	-------

**C30**

2010-07	2.4L	L5 Cyl	ULEV Emissions; Undercar	40922	-
---------	------	--------	--------------------------	-------	---

**S40**

2010-04	2.4L	L5 Cyl	ULEV Emissions; Undercar	40922	-
2010	2.4L	L5 Cyl	exc. ULEV Emissions; Undercar Rear	40625	82214
2009-05	2.4L	L5 Cyl	exc. ULEV Emissions; Undercar Rear	-	82214
2006-04	2.4L	L5 Cyl	SULEV Emissions; Undercar Rear	40625	-

**APPLICATIONS**



Year

Liters

Cyl

Comments

Direct Fit #

Universal #

## VOLVO (Con't)

### S40 (Cont'd)

2006-04	2.4L	L5 Cyl	Front	40982	-
2004-00	1.9L	L4 Cyl	Front Precat	40575	-
2004-00	1.9L	L4 Cyl	Undercar Rear	40562	83425

### S60

2009-05	2.4L	L5 Cyl	Turbocharged, Undercar	40579	83165
2009-04	2.5L	L5 Cyl	Turbocharged, FWD, Undercar	40579	83165
2009-03	2.5L	L5 Cyl	Turbocharged, AWD, Undercar	40597	85286
2005-01	2.4L	L5 Cyl	Naturally Aspirated, FWD, Undercar	40734	99516
2005-01	2.4L	L5 Cyl	Naturally Aspirated, Front	40872	-
2002-01	2.3L	L5 Cyl	Turbocharged, Undercar	40515	-
2002-01	2.3L	L5 Cyl	Turbocharged, Undercar Front	-	83425
2002-01	2.4L	L5 Cyl	Turbocharged, Undercar	40515	-
2002-01	2.4L	L5 Cyl	Turbocharged, Undercar Front	-	83425

### S70

2000	2.4L	L5 Cyl	Naturally Aspirated, Undercar	40904	-
2000	2.4L	L5 Cyl	Turbocharged, AWD, Undercar	40509	92214
1999	2.4L	L5 Cyl	Turbocharged, Undercar	40863	-

### S80

2006-04	2.5L	L5 Cyl	Turbocharged, Undercar	40579	83165
2005-02	2.9L	L6 Cyl	B6294T Eng., Turbocharged, Undercar	40829	-
2004-02	2.9L	L6 Cyl	Naturally Aspirated, Undercar Rear	40613	-
2004-02	2.9L	L6 Cyl	Naturally Aspirated, Left	40612	-
2004-02	2.9L	L6 Cyl	Naturally Aspirated, Right	40611	-
2001-99	2.8L	L6 Cyl	B6284T Eng., Turbocharged, Undercar	40696	83804
2001-99	2.9L	L6 Cyl	Naturally Aspirated, Undercar	-	70535
2001-99	2.9L	L6 Cyl	Naturally Aspirated, Undercar; System w Precats	40559	-

### V40

2004-00	1.9L	L4 Cyl	Front Precat	40575	-
2004-00	1.9L	L4 Cyl	Undercar Rear	40562	83425

### V50

2010-05	2.4L	L5 Cyl	exc. ULEV Emissions; Undercar Rear	-	82214
2010-05	2.4L	L5 Cyl	ULEV Emissions; Undercar	40922	-
2006-05	2.4L	L5 Cyl	SULEV Emissions; Undercar Rear	40625	-
2006-05	2.4L	L5 Cyl	Front	40982	-

### V70

2007-05	2.5L	L5 Cyl	Undercar	-	85286
2007-03	2.4L	L5 Cyl	Naturally Aspirated, FWD, Undercar	40734	99516
2007-03	2.5L	L5 Cyl	Turbocharged, AWD, Undercar	40597	-
2005	2.4L	L5 Cyl	Turbocharged, Undercar	40597	-
2002-01	2.3L	L5 Cyl	Turbocharged, FWD, Undercar	40515	-
2002-01	2.3L	L5 Cyl	Turbocharged, FWD, Undercar Front	-	83425

APPLICATIONS

Year

Liters

Cyl

Comments

Direct Fit #

Universal #

**VOLVO (Con't)**

**V70 (Cont'd)**

2002-01	2.4L	L5 Cyl	Naturally Aspirated, Front	40872	-
2001	2.4L	L5 Cyl	Turbocharged, AWD, Undercar	40572	-
2001	2.4L	L5 Cyl	Turbocharged, AWD, Undercar Front	-	93424
2000	2.3L	L5 Cyl	R AWD, Undercar	40509	-
2000	2.3L	L5 Cyl	R AWD, Undercar Front	-	92214
2000	2.4L	L5 Cyl	Naturally Aspirated, Undercar	40904	-
2000	2.4L	L5 Cyl	Turbocharged, AWD, Undercar	-	92214
2000	2.4L	L5 Cyl	Turbocharged, AWD, X/C AWD, Undercar	40509	-
1999	2.3L	L5 Cyl	R AWD, Undercar	40863	-
1999	2.4L	L5 Cyl	Turbocharged, Undercar	40863	-

**XC70**

2007-03	2.5L	L5 Cyl	Turbocharged, Undercar	40597	-
2007-03	2.5L	L5 Cyl	Undercar	-	85286

**XC90**

2011-05	4.4L	V8 Cyl	Undercar	40978	-
2010-07	3.2L	L6 Cyl	Undercar	-	71277
2010-07	3.2L	L6 Cyl	Undercar	41003	-
2010-07	3.2L	L6 Cyl	Left	41002	-
2010-07	3.2L	L6 Cyl	Right	41001	-
2006-03	2.5L	L5 Cyl	Turbocharged, Undercar	40597	-
2006-03	2.5L	L5 Cyl	Undercar	-	85286

**YUGO**

**CABRIO**

1991-90	1.3L	L4 Cyl	Undercar	-	70419
---------	------	--------	----------	---	-------

**GV**

1991-90	1.3L	L4 Cyl	Undercar	-	70419
1989-86	1.1L	L4 Cyl	Undercar	-	70419

**GVL**

1989-88	1.1L	L4 Cyl	Undercar	-	70419
---------	------	--------	----------	---	-------

**GVS**

1988	1.1L	L4 Cyl	Undercar	-	70419
------	------	--------	----------	---	-------

**GVX**

1989-88	1.3L	L4 Cyl	Undercar	-	70419
---------	------	--------	----------	---	-------

APPLICATIONS

## 10010

**Inlet A :** 2" ID Pipe  
**Box Size :** 24"L x 8"W x 5"H  
**Catalyst :** Standard

**Outlet A :** 2" OD Pipe  
**Weight :** 9 lbs.  
**Package Type :** Boxed



←-----25" O. A. L.----->

### AMERICAN MOTORS

AMX	1978-80	L6	4.2L
AMX	1978-79	V8	5.0L
Concord	1978-79	L4	2.0L
Concord	1980-82	L4	2.5L
Concord	1980-83	L6	4.2L
Eagle	1981-84	L4	2.5L
Eagle	1980-81	L6	4.2L
Gremlin	1975-77	L6	3.8L
Gremlin	1975-77	L6	4.2L
Hornet	1975	L6	3.8L
Hornet	1975-77	L6	4.2L
Hornet	1975-77	V8	5.0L
Matador	1975-78	L6	4.2L
Pacer	1975-78	L6	3.8L
Pacer	1975-80	L6	4.2L
Pacer	1978-79	V8	5.0L
Spirit	1980-82	L4	2.5L
Spirit	1979	L6	3.8L
Spirit	1979-83	L6	4.2L

## 10131 (CONT'D)

### JEEP TRUCK (CONT'D)

CJ6	1975	L6	3.8L
CJ6	1975	L6	4.2L
CJ6	1975	V8	5.0L
CJ7	1976-78	L6	3.8L
CJ7	1976-78	L6	4.2L
CJ7	1976-78	V8	5.0L
J10	1978	V8	5.9L
J20	1974-80	V8	5.9L
Wagoneer	1978	V8	5.9L

## 10139

**Inlet A :** 2" OD Pipe  
**Box Size :** 30"L x 8"W x 6"H  
**Catalyst :** Standard

**Outlet A :** 2" OD Pipe  
**Weight :** 9 lbs.  
**Package Type :** Boxed



←-----27.5" O. A. L.----->


### JEEP TRUCK

Cherokee	1981-83	L6	4.2L
CJ5	1981	V8	5.0L
CJ7	1984-85	L4	2.5L
CJ7	1981-86	L6	4.2L
CJ7	1981	V8	5.0L
J10	1981-86	L6	4.2L
Scrambler	1981-85	L6	4.2L
Wagoneer	1981-83	L6	4.2L

## 10131

**Inlet A :** 4 Bolt Welded Flange  
**Box Size :** 24"L x 8"W x 5"H  
**Catalyst :** Standard

**Outlet A :** 2" OD Pipe  
**Weight :** 7 lbs.  
**Package Type :** Boxed



←-----19" O. A. L.----->

### JEEP TRUCK

CJ5	1980	L4	2.5L
CJ5	1975-78	L6	3.8L
CJ5	1975-78	L6	4.2L
CJ5	1975-78	V8	5.0L

## 10140

**Inlet A :** 2.5" ID Pipe  
**Box Size :** 30"L x 8"W x 6"H  
**Catalyst :** Standard

**Outlet A :** 2.5" OD Pipe  
**Weight :** 9 lbs.  
**Package Type :** Boxed



←-----27" O. A. L.----->

### CHRYSLER

LeBaron	1986-89	L4	2.2L
---------	---------	----	------

### JEEP TRUCK

Cherokee	1981-83	V8	5.9L
Grand Wagoneer	1984-91	V8	5.9L

**10140 (CONT'D)**

**JEEP TRUCK (CONT'D)**

J10	1988	V8	5.9L
J20	1981-88	V8	5.9L
Wagoneer	1981-83	V8	5.9L

**10142**

**Inlet A :** 2" ID Pipe  
**Box Size :** 24"L x 8"W x 5"H  
**Catalyst :** Standard

**Outlet A :** 2.5" OD Pipe  
**Weight :** 8 lbs.  
**Package Type :** Boxed



<-----21.5" O. A. L.----->

**FORD TRUCK**

F-250	1977-79	V8	5.8L
F-350	1977-79	V8	5.8L

**JEEP TRUCK**

Cherokee	1979-81	L6	4.2L
Cherokee	1979-80	V8	5.9L
CJ5	1981-83	L4	2.5L
CJ5	1979-81	V8	5.0L
CJ7	1980-83	L4	2.5L
CJ7	1979-81	L6	4.2L
CJ7	1979-80	V8	5.0L
J10	1979-81	L6	4.2L
J10	1979-80	V8	5.9L
J20	1979-80	V8	5.9L
Scrambler	1981-83	L4	2.5L
Scrambler	1981	L6	4.2L
Wagoneer	1980-81	L6	4.2L
Wagoneer	1979-80	V8	5.9L

**10145**

**Inlet A :** 4 Bolt Welded Flange  
**Box Size :** 24"L x 8"W x 5"H  
**Catalyst :** Standard

**Outlet A :** 2.25" OD Pipe  
**Weight :** 9 lbs.  
**Package Type :** Boxed



<-----22" O. A. L.----->

**AMERICAN MOTORS**

Eagle	1982-88	L6	4.2L
-------	---------	----	------

**10145 (CONT'D)**

**DODGE**

Monaco	1990-92	V6	3.0L
--------	---------	----	------

**EAGLE**

Premier	1988-89	L4	2.5L
Premier	1988-92	V6	3.0L


**JEEP TRUCK**

Cherokee	1986-92	L4	2.5L
Cherokee	1987-92	L6	4.0L
Comanche	1986-92	L4	2.5L
Comanche	1987-92	L6	4.0L
Wagoneer	1986-87	L4	2.5L
Wagoneer	1987-90	L6	4.0L
Wrangler	1991-92	L4	2.5L
Wrangler	1991-92	L6	4.0L

**10147**

**Inlet A :** 2.25" ID Pipe  
**Box Size :** 24"L x 8"W x 5"H  
**Catalyst :** Standard

**Outlet A :** 2.25" OD Pipe  
**Weight :** 8 lbs.  
**Package Type :** Boxed



<-----22" O. A. L.----->

**JEEP TRUCK**

Cherokee	1993-95	L4	2.5L
Cherokee	1993-95	L6	4.0L
Grand Cherokee	1993-95	L6	4.0L
Wrangler	1993-95	L4	2.5L
Wrangler	1993-95	L6	4.0L

**10148**

**Inlet A :** 2.5" ID Pipe  
**Box Size :** 24"L x 8"W x 5"H  
**Catalyst :** Standard

**Outlet A :** 2.325" OD Pipe  
**Weight :** 8 lbs.  
**Package Type :** Boxed



<-----22" O. A. L.----->

**JEEP TRUCK**

Grand Cherokee	1994-95	V8	5.2L
Grand Wagoneer	1993	V8	5.2L

## 10150

**Inlet A :** 2.5" ID Pipe  
**Box Size :** 24"L x 8"W x 5"H  
**Catalyst :** ECO II

**Outlet A :** 2.325" OD Pipe  
**Weight :** 8 lbs.  
**Package Type :** Boxed



-----21.75" O. A. L.-----

### JEEP TRUCK

Cherokee	1996-00	L4	2.5L
Cherokee	1996-00	L6	4.0L
Grand Cherokee	1996-98	L6	4.0L
Grand Cherokee	1996-98	V8	5.2L
Grand Cherokee	1998	V8	5.9L

## 10151

**Inlet A :** 2.25" ID Pipe  
**Box Size :** 24"L x 8"W x 5"H  
**Catalyst :** ECO II

**Outlet A :** 2.25" OD Pipe  
**Weight :** 8 lbs.  
**Package Type :** Boxed



-----22" O. A. L.-----

### JEEP TRUCK

Cherokee	1995-97	L4	2.5L
Cherokee	1995-97	L6	4.0L
Grand Cherokee	1995-97	L6	4.0L

## 10152

**Inlet A :** 4 Bolt Welded Flange  
**Box Size :** 30"L x 8"W x 6"H  
**Catalyst :** Standard

**Outlet A :** 2" ID Pipe  
**Weight :** 10 lbs.  
**Package Type :** Boxed



-----24.75" O. A. L.-----

### AMERICAN MOTORS

Eagle	1982-88	L6	4.2L
-------	---------	----	------

## 10152 (CONT'D)

### JEEP TRUCK

Cherokee	1984-85	L4	2.5L
Cherokee	1984-86	V6	2.8L
Comanche	1986	V6	2.8L
Grand Wagoneer	1984-86	L6	4.2L
Wagoneer	1984-86	L4	2.5L
Wagoneer	1984-86	V6	2.8L
Wrangler	1987-91	L4	2.5L
Wrangler	1987-90	L6	4.2L

## 10153

**Inlet A :** 2.5" OD Pipe  
**Box Size :** 25"L x 8"W x 5"H  
**Catalyst :** ECO II

**Outlet A :** 2.5" ID Pipe  
**Weight :** 11 lbs.  
**Package Type :** Boxed



-----21.875" O. A. L.-----

### JEEP TRUCK

Grand Cherokee	1999-01	L6	4.0L
Grand Cherokee	1999-01	V8	4.7L

## 10155

**Inlet A :** 2 Bolt Welded Flange  
**Inlet B :** 2 Bolt Welded Flange  
**Box Size :** 45"L x 27"W x 7"H  
**Package Type :** Unboxed

**Outlet A :** 2 Bolt Welded Flange  
**Weight :** 17 lbs.  
**Catalyst :** Standard



-----45" O. A. L.-----


### JEEP TRUCK

Liberty	2002-03	V6	3.7L
---------	---------	----	------

**10156**

**Inlet A :** 3 Bolt Welded Flange  
**Box Size :** 30"L x 8"W x 6"H  
**Catalyst :** ECO II

**Outlet A :** 2 Bolt Loose Flange  
**Weight :** 11 lbs.  
**Package Type :** Boxed



-----23" O. A. L.-----

**JEEP TRUCK**

Wrangler 2000-02 L6 4.0L

**10159**

**Inlet A :** 3 Bolt Welded Flange  
**Box Size :** 24"L x 8"W x 5"H  
**Catalyst :** Standard

**Outlet A :** 2 Bolt Loose Flange  
**Weight :** 9 lbs.  
**Package Type :** Boxed



-----18.75" O. A. L.-----

**JEEP TRUCK**

Cherokee 2000-01 L6 4.0L

**10157**

**Inlet A :** 2.875" OD Pipe  
**Box Size :** 7"L x 14"W x 12"H  
**Catalyst :** ECO II

**Outlet A :** 2 Bolt Welded Flange  
**Weight :** 6 lbs.  
**Package Type :** Boxed



-----15" O. A. L.-----

**JEEP TRUCK**

Liberty 2002-03 V6 3.7L

**10160**

**Inlet A :** 2 Bolt Loose Flange  
**Box Size :** 44"L x 26"W x 12"H  
**Catalyst :** ECO II

**Outlet A :** 2.25" OD Pipe  
**Weight :** 20 lbs.  
**Package Type :** Boxed



-----46" O. A. L.-----

**JEEP TRUCK**

Wrangler 1997-00 L4 2.5L

**10158**

**Inlet A :** 2.875" OD Pipe  
**Box Size :** 7"L x 14"W x 12"H  
**Catalyst :** ECO II

**Outlet A :** 2 Bolt Welded Flange  
**Weight :** 6 lbs.  
**Package Type :** Boxed



-----14" O. A. L.-----

**JEEP TRUCK**

Liberty 2002-03 V6 3.7L

**10161**

**Inlet A :** 2 Bolt Loose Flange  
**Box Size :** 44"L x 26"W x 12"H  
**Catalyst :** ECO II

**Outlet A :** 2.625" OD Pipe  
**Weight :** 20 lbs.  
**Package Type :** Boxed



-----52" O. A. L.-----

**JEEP TRUCK**

Wrangler 1997-00 L6 4.0L

**10165**

**Inlet A** : 2.5" ID Pipe  
**Box Size** : 36"L x 11"W x 7"H  
**Catalyst** : Standard

**Outlet A** : 2.5" OD Pipe  
**Weight** : 12 lbs.  
**Package Type** : Boxed



-----31.75" O. A. L.-----

**JEEP TRUCK**

Grand Cherokee	2002-04	L6	4.0L
Grand Cherokee	2002-04	V8	4.7L

**10166**

**Inlet A** : 2 Bolt Loose Flange  
**Inlet B** : 2 Bolt Loose Flange  
**Box Size** : 32"L x 21"W x 17"H  
**Package Type** : Boxed

**Outlet A** : 2.5" OD Pipe  
**Weight** : 19 lbs.  
**Catalyst** : ECO II



-----34" O. A. L.-----

**JEEP TRUCK**

Grand Cherokee	1999-01	V8	4.7L
----------------	---------	----	------

**20008**

**Inlet A** : 2.25" OD Pipe  
**Box Size** : 30"L x 8"W x 6"H  
**Catalyst** : Standard

**Outlet A** : 1.8" OD Pipe  
**Weight** : 10 lbs.  
**Package Type** : Boxed



-----43.5" O. A. L.-----

**CHRYSLER**

Cordoba	1980	L6	3.7L
Cordoba	1982-83	L6	3.7L
Fifth Avenue	1983	L6	3.7L
LeBaron	1979-81	L6	3.7L
New Yorker	1982	L6	3.7L

**DODGE**

Aspen	1980	L6	3.7L
-------	------	----	------

**20008 (CONT'D)**

**DODGE (CONT'D)**

Diplomat	1981-83	L6	3.7L
----------	---------	----	------

**PLYMOUTH**

Volare	1980	L6	3.7L
--------	------	----	------

**20018**

**Inlet A** : 2.5" ID Pipe  
**Box Size** : 36"L x 11"W x 7"H  
**Catalyst** : Standard

**Outlet A** : 2.5" OD Pipe  
**Weight** : 17 lbs.  
**Package Type** : Boxed



-----51" O. A. L.-----


**DODGE TRUCK**

D100	1986-87	V8	5.2L
D100	1986-87	V8	5.9L
D100	1976-78	V8	6.6L
D150	1980-87	V8	5.2L
D150	1982	V8	5.9L
D150	1984-87	V8	5.9L
D150	1977-78	V8	6.6L
D200	1980	V8	5.2L
D200	1976-78	V8	6.6L
D250	1981-87	V8	5.2L
D250	1982	V8	5.9L
D250	1984-87	V8	5.9L
D300	1980	V8	5.2L
D300	1976-78	V8	6.6L
D350	1981-83	V8	5.2L
D350	1982-85	V8	5.9L
D350	1987	V8	5.9L

**20037**

**Inlet A** : 1.5" OD Pipe  
**Box Size** : 36"L x 11"W x 7"H  
**Catalyst** : Standard

**Outlet A** : 1.5" OD Pipe  
**Weight** : 14 lbs.  
**Package Type** : Boxed



-----56.5" O. A. L.-----

**DODGE**

Omni	1980-81	L4	1.7L
------	---------	----	------

**20037 (CONT'D)**

**PLYMOUTH**

Horizon	1978-81	L4	1.7L
---------	---------	----	------

**20112**

**Inlet A :** 2.5" ID Pipe  
**Box Size :** 30"L x 8"W x 6"H  
**Catalyst :** Standard

**Outlet A :** 2.25" OD Pipe  
**Weight :** 12 lbs.  
**Package Type :** Boxed



←-----26.5" O. A. L.----->

**DODGE VAN**

B100	1980	V8	5.2L
B150	1988-91	V6	3.9L
B150	1981-91	V8	5.2L
B200	1980	V8	5.2L
B250	1988-91	V6	3.9L
B250	1981-91	V8	5.2L
B250	1984-92	V8	5.9L
B300	1980	V8	5.2L
B350	1981-91	V8	5.2L
B350	1983-92	V8	5.9L

**PLYMOUTH VAN**

PB100	1980	V8	5.2L
PB150	1981	V8	5.2L
PB150	1983	V8	5.2L
PB200	1980	V8	5.2L
PB250	1981-83	V8	5.2L
PB300	1980	V8	5.2L
PB350	1981-83	V8	5.2L
PB350	1983	V8	5.9L

**20115**

**Inlet A :** 2" OD Pipe  
**Box Size :** 30"L x 8"W x 6"H  
**Catalyst :** Standard

**Outlet A :** 1.8" OD Pipe  
**Weight :** 10 lbs.  
**Package Type :** Boxed



←-----41" O. A. L.----->

**DODGE**

Aspen	1979	L6	3.7L
-------	------	----	------

**20115 (CONT'D)**

**PLYMOUTH**

Volare	1979	L6	3.7L
--------	------	----	------

**20120**

**Inlet A :** 2.25" ID Pipe  
**Box Size :** 30"L x 8"W x 6"H  
**Catalyst :** Standard

**Outlet A :** 1.8" OD Pipe  
**Weight :** 11 lbs.  
**Package Type :** Boxed



←-----42" O. A. L.----->

**CHRYSLER**

Cordoba	1981-83	V8	5.2L
Fifth Avenue	1983-89	V8	5.2L
LeBaron	1981	V8	5.2L
Newport	1981	V8	5.2L
New Yorker	1981-82	V8	5.2L

**DODGE**

Diplomat	1981-87	V8	5.2L
----------	---------	----	------

**PLYMOUTH**

Gran Fury	1982-89	V8	5.2L
-----------	---------	----	------

**20124**

**Inlet A :** 2 Bolt Loose Flange  
**Box Size :** 30"L x 8"W x 6"H  
**Catalyst :** Standard

**Outlet A :** 1.8" OD Pipe  
**Weight :** 10 lbs.  
**Package Type :** Boxed



←-----37" O. A. L.----->

**CHRYSLER**

Laser	1984	L4	2.2L
Laser	1986	L4	2.2L
Laser	1986	L4	2.5L
LeBaron	1984	L4	2.2L
LeBaron	1986-93	L4	2.5L

**DODGE**

Daytona	1984-85	L4	2.2L
Daytona	1986-93	L4	2.5L
Diplomat	1981-83	L6	3.7L
Dynasty	1988-93	L4	2.5L
Lancer	1986-89	L4	2.5L



## 20124 (CONT'D)

### DODGE (CONT'D)

Shadow	1987-94	L4	2.2L
Shadow	1989-94	L4	2.5L
Spirit	1989-94	L4	2.5L


### PLYMOUTH

Sundance	1987-94	L4	2.2L
Sundance	1988-94	L4	2.5L

## 20128

**Inlet A** : 2.5" ID Pipe  
**Box Size** : 32"L x 22"W x 10"H  
**Catalyst** : Standard

**Outlet A** : 2" OD Pipe  
**Weight** : 21 lbs.  
**Package Type** : Boxed



-----70" O. A. L.-----

### CHRYSLER

LeBaron	1984-85	L4	2.2L
New Yorker	1984-85	L4	2.2L

### DODGE

Lancer	1985	L4	2.2L
--------	------	----	------

## 20141

**Inlet A** : 2 Bolt Loose Flange  
**Box Size** : 30"L x 8"W x 6"H  
**Catalyst** : Standard

**Outlet A** : 1.8" OD Pipe  
**Weight** : 11 lbs.  
**Package Type** : Boxed



-----44" O. A. L.-----

### CHRYSLER

New Yorker	1983-85	L4	2.2L
------------	---------	----	------

### DODGE

Charger	1983-87	L4	2.2L
Omni	1981-83	L4	1.7L
Omni	1981-87	L4	2.2L

### DODGE TRUCK

Rampage	1982-84	L4	2.2L
---------	---------	----	------

### PLYMOUTH

Horizon	1981-83	L4	1.7L
Reliant	1981-87	L4	2.2L
Scamp	1983	L4	2.2L

## 20143

**Inlet A** : 2 Bolt Loose Flange  
**Box Size** : 30"L x 8"W x 6"H  
**Catalyst** : Standard

**Outlet A** : 1.8" OD Pipe  
**Weight** : 10 lbs.  
**Package Type** : Boxed



-----42" O. A. L.-----

### CHRYSLER

New Yorker	1983-85	L4	2.6L
------------	---------	----	------

### DODGE

Aries	1981-85	L4	2.2L
Charger	1984	L4	1.6L
Omni	1983-86	L4	1.6L

### PLYMOUTH

Caravelle	1983-85	L4	2.6L
Horizon	1983-86	L4	1.6L
Reliant	1981-85	L4	2.6L
Turismo	1983-85	L4	1.6L

## 20145

**Inlet A** : 2 Bolt Loose Flange  
**Box Size** : 30"L x 8"W x 6"H  
**Catalyst** : Standard

**Outlet A** : 2" OD Pipe  
**Weight** : 13 lbs.  
**Package Type** : Boxed



-----44" O. A. L.-----

### DODGE VAN

Caravan	1984-87	L4	2.2L
Caravan	1984-87	L4	2.6L
Mini Ram	1984-87	L4	2.2L
Mini Ram	1984-87	L4	2.6L

### PLYMOUTH VAN

Voyager	1984-87	L4	2.2L
Voyager	1984-87	L4	2.6L

**20147**

**Inlet A** : 2 Bolt Loose Flange  
**Box Size** : 30"L x 8"W x 6"H  
**Catalyst** : Standard

**Outlet A** : 2.5" ID Pipe  
**Weight** : 19 lbs.  
**Package Type** : Boxed



-----27" O. A. L.-----

**DODGE MEDIUM/HEAVY TRUCK**

D400	1978	V8	5.9L
D450	1978	V8	5.9L

**DODGE TRUCK**

D100	1975-78	V8	5.2L
D100	1975-78	V8	5.9L
D150	1977-78	V8	5.2L
D150	1977-78	V8	5.9L
D200	1975-78	V8	5.2L
D200	1975-78	V8	5.9L
D300	1975-78	V8	5.2L
D300	1975-78	V8	5.9L
W100	1975-77	V8	5.2L
W100	1975-77	V8	5.9L
W150	1977-78	V8	5.2L
W150	1977-78	V8	5.9L
W200	1975-78	V8	5.2L
W200	1975-78	V8	5.9L
W300	1975-78	V8	5.2L
W300	1975-78	V8	5.9L

**20243**

**Inlet A** : 2 Bolt Loose Flange  
**Box Size** : 42"L x 10"W x 7"H  
**Catalyst** : Standard

**Outlet A** : 1.8" OD Pipe  
**Weight** : 10 lbs.  
**Package Type** : Boxed



-----41" O. A. L.-----

**CHRYSLER**

New Yorker	1986-87	L4	2.2L
------------	---------	----	------

**PLYMOUTH**

Horizon	1984-90	L4	2.2L
---------	---------	----	------

**20248**

**Inlet A** : 2 Bolt Loose Flange  
**Box Size** : 30"L x 8"W x 6"H  
**Catalyst** : Standard

**Outlet A** : 1.8" OD Pipe  
**Weight** : 12 lbs.  
**Package Type** : Boxed



-----44" O. A. L.-----

**CHRYSLER**

New Yorker	1986-87	L4	2.5L
------------	---------	----	------

**DODGE**

Aries	1986-89	L4	2.2L
Aries	1986-89	L4	2.5L
Omni	1988-90	L4	2.2L


**PLYMOUTH**

Caravelle	1986-88	L4	2.2L
Reliant	1988-89	L4	2.2L
Reliant	1986-88	L4	2.5L

**20249**

**Inlet A** : 2.5" ID Pipe  
**Box Size** : 32"L x 22"W x 10"H  
**Catalyst** : Standard

**Outlet A** : 2" ID Pipe  
**Weight** : 19 lbs.  
**Package Type** : Boxed



-----75" O. A. L.-----

**CHRYSLER**

New Yorker	1986	L4	2.2L
------------	------	----	------

**DODGE**

Lancer	1986	L4	2.2L
--------	------	----	------

**PLYMOUTH**

Caravelle	1986	L4	2.2L
-----------	------	----	------

## 20250

**Inlet A** : 2.5" ID Pipe  
**Box Size** : 32"L x 22"W x 10"H  
**Catalyst** : Standard

**Outlet A** : 1.8" OD Pipe  
**Weight** : 17 lbs.  
**Package Type** : Boxed



←-----68" O. A. L.----->

### CHRYSLER

LeBaron	1987-90	L4	2.2L
LeBaron	1989-91	L4	2.5L
New Yorker	1987-88	L4	2.2L

### DODGE

Daytona	1984-86	L4	2.2L
Daytona	1989-92	L4	2.5L
Daytona	1990-91	V6	3.0L
Lancer	1987	L4	2.2L
Shadow	1988-90	L4	2.2L
Shadow	1989-92	L4	2.5L
Spirit	1991-92	L4	2.2L
Spirit	1989-92	L4	2.5L

### PLYMOUTH

Acclaim	1989-90	L4	2.5L
Sundance	1988	L4	2.2L
Sundance	1989-91	L4	2.5L

## 20252

**Inlet A** : 2.5" ID Pipe  
**Box Size** : 32"L x 22"W x 10"H  
**Catalyst** : Standard

**Outlet A** : 1.8" OD Pipe  
**Weight** : 16 lbs.  
**Package Type** : Boxed



←-----66" O. A. L.----->

### CHRYSLER

Imperial	1990-91	V6	3.3L
New Yorker	1988-89	V6	3.0L

### DODGE

Dynasty	1988-91	V6	3.0L
---------	---------	----	------

## 20254

**Inlet A** : 2 Bolt Loose Flange  
**Box Size** : 30"L x 8"W x 6"H  
**Catalyst** : Standard

**Outlet A** : 2" OD Pipe  
**Weight** : 11 lbs.  
**Package Type** : Boxed



←-----41" O. A. L.----->

### DODGE VAN

Caravan	1988-95	L4	2.5L
Grand Caravan	1988	L4	2.5L
Mini Ram	1988	L4	2.5L

### PLYMOUTH VAN

Grand Voyager	1988	L4	2.5L
Voyager	1988-91	L4	2.5L

## 20255

**Inlet A** : 2 Bolt Loose Flange  
**Box Size** : 30"L x 8"W x 6"H  
**Catalyst** : Standard

**Outlet A** : 2.25" OD Pipe  
**Weight** : 12 lbs.  
**Package Type** : Boxed



←-----42" O. A. L.----->

### CHRYSLER VAN

Town & Country	1990-91	V6	3.3L
----------------	---------	----	------

### DODGE VAN

Caravan	1989-91	V6	3.0L
Caravan	1990-91	V6	3.3L
Grand Caravan	1989	V6	3.0L
Grand Caravan	1990-91	V6	3.3L

### PLYMOUTH VAN

Grand Voyager	1989	V6	3.0L
Grand Voyager	1990-91	V6	3.3L
Voyager	1989-91	V6	3.0L
Voyager	1991	V6	3.3L

**20256**

**Inlet A :** 2 Bolt Loose Flange  
**Box Size :** 30"L x 8"W x 6"H  
**Catalyst :** Standard

**Outlet A :** 2.25" OD Pipe  
**Weight :** 13 lbs.  
**Package Type :** Boxed



-----43" O. A. L.-----

**DODGE VAN**

Caravan	1987-88	V6	3.0L
Grand Caravan	1988	V6	3.0L
Mini Ram	1987-88	V6	3.0L

**PLYMOUTH VAN**

Grand Voyager	1988	V6	3.0L
Voyager	1987-88	V6	3.0L

**20260**

**Inlet A :** 2" OD Pipe  
**Box Size :** 30"L x 8"W x 6"H  
**Catalyst :** Standard

**Outlet A :** 2" OD Pipe  
**Weight :** 13 lbs.  
**Package Type :** Boxed



-----57" O. A. L.-----

**DODGE TRUCK**

Dakota	1987-88	L4	2.2L
Dakota	1989-95	L4	2.5L

**20261**

**Inlet A :** 2.25" OD Pipe  
**Box Size :** 30"L x 8"W x 6"H  
**Catalyst :** Standard

**Outlet A :** 2.25" OD Pipe  
**Weight :** 15 lbs.  
**Package Type :** Boxed



-----58" O. A. L.-----

**DODGE TRUCK**

Dakota	1987-89	V6	3.9L
--------	---------	----	------

**20262**

**Inlet A :** 2" OD Pipe  
**Box Size :** 42"L x 10"W x 7"H  
**Catalyst :** Standard

**Outlet A :** 2.325" OD Pipe  
**Weight :** 16 lbs.  
**Package Type :** Boxed



-----58" O. A. L.-----

**DODGE TRUCK**

Dakota	1987-89	V6	3.9L
--------	---------	----	------

**20263**

**Inlet A :** 2.5" ID Pipe  
**Box Size :** 75"L x 10"W x 5"H  
**Catalyst :** Standard

**Outlet A :** 2.5" OD Pipe  
**Weight :** 16 lbs.  
**Package Type :** Boxed



-----53" O. A. L.-----

**DODGE TRUCK**

D100	1988-89	V8	5.2L
D100	1988	V8	5.9L
D150	1988-91	V8	5.2L
D150	1988-91	V8	5.9L
D250	1988-91	V8	5.2L
D250	1988-92	V8	5.9L
D350	1988-92	V8	5.9L
Ramcharger	1985-88	V8	5.2L
W100	1988	V8	5.9L
W150	1988-91	V8	5.9L
W250	1988-92	V8	5.9L
W350	1988-92	V8	5.9L

## 20265

**Inlet A :** 2 Bolt Loose Flange  
**Box Size :** 36"L x 11"W x 7"H  
**Catalyst :** Standard

**Outlet A :** 2.25" OD Pipe  
**Weight :** 13 lbs.  
**Package Type :** Boxed



-----45" O. A. L.-----

### DODGE VAN

Caravan	1989-90	L4	2.5L
---------	---------	----	------

### PLYMOUTH VAN

Voyager	1989-90	L4	2.5L
---------	---------	----	------

## 20270

**Inlet A :** 2 Bolt Loose Flange  
**Box Size :** 36"L x 11"W x 7"H  
**Catalyst :** Standard

**Outlet A :** 2.25" OD Pipe  
**Weight :** 12 lbs.  
**Package Type :** Boxed



-----33" O. A. L.-----

### CHRYSLER

Imperial	1992-93	V6	3.8L
----------	---------	----	------

### DODGE

Dynasty	1992	V6	3.0L
---------	------	----	------

Spirit	1992-95	V6	3.0L
--------	---------	----	------

### PLYMOUTH

Acclaim	1992-95	V6	3.0L
---------	---------	----	------

## 20267

**Inlet A :** 2.5" OD Pipe  
**Box Size :** 36"L x 11"W x 7"H  
**Catalyst :** Standard

**Outlet A :** 2.5" OD Pipe  
**Weight :** 16 lbs.  
**Package Type :** Boxed



-----58" O. A. L.-----

### DODGE TRUCK

Dakota	1990-91	V6	3.9L
--------	---------	----	------

## 20268

**Inlet A :** 2.5" ID Pipe  
**Box Size :** 45"L x 15"W x 11"H  
**Catalyst :** Standard

**Outlet A :** 2.5" OD Pipe  
**Weight :** 16 lbs.  
**Package Type :** Boxed



-----43" O. A. L.-----

### DODGE TRUCK

Ramcharger	1982-88	V8	5.2L
------------	---------	----	------

## 20271

**Inlet A :** 2.5" ID Pipe  
**Box Size :** 32"L x 22"W x 10"H  
**Catalyst :** Standard

**Outlet A :** 2" ID Pipe  
**Weight :** 16 lbs.  
**Package Type :** Boxed



-----69" O. A. L.-----

### CHRYSLER

LeBaron	1990-91	V6	3.0L
---------	---------	----	------

New Yorker	1990-91	V6	3.3L
------------	---------	----	------

### DODGE

Spirit	1989-91	V6	3.0L
--------	---------	----	------

### PLYMOUTH

Acclaim	1989-91	V6	3.0L
---------	---------	----	------

**20272**

**Inlet A :** 2.5" OD Pipe  
**Box Size :** 75"L x 10"W x 5"H  
**Catalyst :** Standard

**Outlet A :** 2.5" OD Pipe  
**Weight :** 20 lbs.  
**Package Type :** Boxed



-----74" O. A. L.-----

**DODGE TRUCK**

Dakota	1990-91	V6	3.9L
--------	---------	----	------

**20273**

**Inlet A :** 2 Bolt Loose Flange  
**Box Size :** 70"L x 16"W x 12"H  
**Catalyst :** Standard

**Outlet A :** 2.25" OD Pipe  
**Weight :** 16 lbs.  
**Package Type :** Unboxed



-----70" O. A. L.-----

**CHRYSLER VAN**

Town & Country	1992-93	V6	3.3L
Town & Country	1994-95	V6	3.8L

**DODGE VAN**

Caravan	1991-94	V6	3.3L
Grand Caravan	1991-95	V6	3.3L
Grand Caravan	1994-95	V6	3.8L

**PLYMOUTH VAN**

Grand Voyager	1991-92	V6	3.3L
Grand Voyager	1994-95	V6	3.8L
Voyager	1991-93	V6	3.3L

**20275**

**Inlet A :** 2.5" ID Pipe  
**Box Size :** 75"L x 10"W x 5"H  
**Catalyst :** Standard

**Outlet A :** 2.5" OD Pipe  
**Weight :** 16 lbs.  
**Package Type :** Boxed



-----57" O. A. L.-----

**20275 (CONT'D)**

**DODGE TRUCK**

Dakota	1991	V8	5.2L
--------	------	----	------

**20276**

**Inlet A :** 2 Bolt Loose Flange  
**Box Size :** 30"L x 8"W x 6"H  
**Catalyst :** Standard

**Outlet A :** 2.25" OD Pipe  
**Weight :** 11 lbs.  
**Package Type :** Boxed



-----43" O. A. L.-----

**DODGE VAN**

Caravan	1992-94	V6	3.0L
Grand Caravan	1992-94	V6	3.0L

**PLYMOUTH VAN**

Grand Voyager	1992-94	V6	3.0L
Voyager	1992-94	V6	3.0L

**20279**

**Inlet A :** 1.87" ID Pipe  
**Inlet B :** 1.87" ID Pipe  
**Box Size :** 75"L x 10"W x 5"H  
**Package Type :** Boxed

**Outlet A :** 2" ID Pipe  
**Weight :** 14 lbs.  
**Catalyst :** Standard



-----49.5" O. A. L.-----

**CHRYSLER**

Concorde	1993-96	V6	3.3L
----------	---------	----	------

**DODGE**

Intrepid	1993-97	V6	3.3L
----------	---------	----	------

**EAGLE**

Vision	1993-96	V6	3.3L
--------	---------	----	------

**20281**

**Inlet A :** 2.5" ID Pipe  
**Box Size :** 30"L x 8"W x 6"H  
**Catalyst :** Standard

**Outlet A :** 2.5" OD Pipe  
**Weight :** 16 lbs.  
**Package Type :** Boxed



<-----53" O. A. L.----->

**DODGE TRUCK**

W100	1986-87	V8	5.9L
W150	1984-85	V8	5.2L
W150	1984-85	V8	5.9L
W150	1987	V8	5.9L
W250	1984-85	V8	5.2L
W250	1984-87	V8	5.9L
W350	1984-87	V8	5.9L

**20282**

**Inlet A :** 3" ID Pipe  
**Box Size :** 75"L x 10"W x 5"H  
**Catalyst :** Standard

**Outlet A :** 2.75" OD Pipe  
**Weight :** 21 lbs.  
**Package Type :** Boxed



<-----60" O. A. L.----->

**DODGE TRUCK**

Dakota	1992-93	V6	3.9L
Dakota	1992-93	V8	5.2L

**20284**

**Inlet A :** 3" OD Pipe  
**Box Size :** 30"L x 8"W x 6"H  
**Catalyst :** Standard

**Outlet A :** 2.75" OD Pipe  
**Weight :** 14 lbs.  
**Package Type :** Boxed



<-----29" O. A. L.----->

**DODGE VAN**

B150	1992-93	V6	3.9L
------	---------	----	------

**20284 (CONT'D)**

**DODGE VAN (CONT'D)**

B150	1992-94	V8	5.2L
B250	1992-93	V6	3.9L
B250	1992-94	V8	5.2L
B250	1993	V8	5.9L
B350	1992-94	V8	5.2L
B350	1993	V8	5.9L

**20285**

**Inlet A :** 3" ID Pipe  
**Box Size :** 75"L x 10"W x 5"H  
**Catalyst :** Standard

**Outlet A :** 2.75" OD Pipe  
**Weight :** 20 lbs.  
**Package Type :** Boxed



<-----59" O. A. L.----->

**DODGE TRUCK**

D150	1992-93	V6	3.9L
D150	1992-93	V8	5.2L
D250	1993	V8	5.2L

**20286**

**Inlet A :** 2.5" OD Pipe  
**Box Size :** 75"L x 10"W x 5"H  
**Catalyst :** Standard

**Outlet A :** 2.5" ID Pipe  
**Weight :** 18 lbs.  
**Package Type :** Boxed



<-----59" O. A. L.----->

**DODGE TRUCK**

Dakota	1994-95	V6	3.9L
Dakota	1994-95	V8	5.2L

**20287**

**Inlet A** : 2 Bolt Loose Flange  
**Box Size** : 36"L x 11"W x 7"H  
**Catalyst** : Standard

**Outlet A** : 2.25" OD Pipe  
**Weight** : 11 lbs.  
**Package Type** : Boxed



-----34.5" O. A. L.-----

**CHRYSLER**

LeBaron	1992-95	V6	3.0L
New Yorker	1992-93	V6	3.3L
New Yorker	1991-93	V6	3.8L

**DODGE**

Daytona	1992-93	V6	3.0L
Dynasty	1990-93	V6	3.3L
Shadow	1992-94	V6	3.0L

**PLYMOUTH**

Sundance	1993-94	V6	3.0L
----------	---------	----	------

**20290**

**Inlet A** : 2 Bolt Loose Flange  
**Box Size** : 30"L x 8"W x 6"H  
**Catalyst** : Standard

**Outlet A** : 2.25" OD Pipe  
**Weight** : 12 lbs.  
**Package Type** : Boxed



-----43" O. A. L.-----

**CHRYSLER VAN**

Town & Country	1992-93	V6	3.3L
Town & Country	1994-95	V6	3.8L

**DODGE VAN**

Caravan	1992-95	V6	3.0L
Caravan	1992-95	V6	3.3L
Grand Caravan	1992-95	V6	3.0L
Grand Caravan	1992-95	V6	3.3L
Grand Caravan	1994-95	V6	3.8L

**PLYMOUTH VAN**

Grand Voyager	1992-95	V6	3.0L
Grand Voyager	1992-95	V6	3.3L
Grand Voyager	1994-95	V6	3.8L
Voyager	1992-95	V6	3.0L
Voyager	1992-95	V6	3.3L

**20291**

**Inlet A** : 2 Bolt Loose Flange  
**Box Size** : 30"L x 8"W x 6"H  
**Catalyst** : Standard

**Outlet A** : 2" OD Pipe  
**Weight** : 11 lbs.  
**Package Type** : Boxed



-----45" O. A. L.-----

**PLYMOUTH VAN**

Voyager	1992-95	L4	2.5L
---------	---------	----	------

**20292**

**Inlet A** : 2.5" ID Pipe  
**Box Size** : 75"L x 10"W x 5"H  
**Catalyst** : Standard

**Outlet A** : 2.5" OD Pipe  
**Weight** : 18 lbs.  
**Package Type** : Boxed



-----52" O. A. L.-----

**DODGE TRUCK**

D150	1993	V8	5.9L
D250	1992-93	V8	5.9L
D350	1992-93	V8	5.9L
W150	1993	V8	5.9L
W250	1992-93	V8	5.9L
W350	1992-93	V8	5.9L

**20293**

**Inlet A** : 3" ID Pipe  
**Box Size** : 75"L x 10"W x 5"H  
**Catalyst** : Standard

**Outlet A** : 2.75" OD Pipe  
**Weight** : 21 lbs.  
**Package Type** : Boxed



-----59" O. A. L.-----

**DODGE TRUCK**

Dakota	1992-93	V8	5.2L
--------	---------	----	------



**20294**

**Inlet A :** 2.5" ID Pipe  
**Box Size :** 30"L x 8"W x 6"H  
**Catalyst :** Standard

**Outlet A :** 2.5" OD Pipe  
**Weight :** 12 lbs.  
**Package Type :** Boxed



-----25" O. A. L.-----

**DODGE VAN**

B150	1993-94	V6	3.9L
B150	1993-94	V8	5.2L
B250	1993-94	V6	3.9L
B250	1993-94	V8	5.2L
B250	1993-94	V8	5.9L
B350	1993-94	V8	5.2L
B350	1993-94	V8	5.9L

**20296**

**Inlet A :** 2 Bolt Loose Flange  
**Box Size :** 36"L x 11"W x 7"H  
**Catalyst :** Standard

**Outlet A :** 2.25" OD Pipe  
**Weight :** 12 lbs.  
**Package Type :** Boxed



-----34.5" O. A. L.-----

**DODGE**

Neon	1995-99	L4	2.0L
------	---------	----	------


**PLYMOUTH**

Neon	1995-99	L4	2.0L
------	---------	----	------

**20297**

**Inlet A :** 2 Bolt Loose Flange  
**Inlet B :** 2 Bolt Loose Flange  
**Box Size :** 49"L x 29"W x 16"H  
**Package Type :** Unboxed

**Outlet A :** 2.5" OD Pipe  
**Weight :** 18 lbs.  
**Catalyst :** Standard



-----49" O. A. L.-----

**20297 (CONT'D)**

**DODGE TRUCK**

Ram 1500	1994-95	V6	3.9L
Ram 1500	1995	V8	5.2L
Ram 1500	1994-95	V8	5.9L
Ram 2500	1994-95	V8	5.2L
Ram 2500	1994-95	V8	5.9L
Ram 3500	1994-95	L6	5.9L
Ram 3500	1994-95	V8	5.9L

**20298**

**Inlet A :** 2 Bolt Loose Flange  
**Box Size :** 32"L x 22"W x 10"H  
**Catalyst :** ECO II

**Outlet A :** 1.8" OD Pipe  
**Weight :** 12 lbs.  
**Package Type :** Boxed



-----56" O. A. L.-----

**CHRYSLER**

Concorde	1993-97	V6	3.5L
LHS	1994-97	V6	3.5L
New Yorker	1994-96	V6	3.5L

**DODGE**

Intrepid	1993-97	V6	3.5L
----------	---------	----	------

**EAGLE**

Vision	1993-97	V6	3.5L
--------	---------	----	------

**20299**

**Inlet A :** 2 Bolt Loose Flange  
**Box Size :** 32"L x 22"W x 10"H  
**Catalyst :** Standard

**Outlet A :** 1.8" OD Pipe  
**Weight :** 11 lbs.  
**Package Type :** Boxed



-----33.5" O. A. L.-----

**CHRYSLER**

Concorde	1993-97	V6	3.5L
LHS	1994-97	V6	3.5L
New Yorker	1994-96	V6	3.5L

**DODGE**

Intrepid	1993-97	V6	3.5L
----------	---------	----	------

**EAGLE**

Vision	1993-97	V6	3.5L
--------	---------	----	------

**20302**

**Inlet A :** 2 Bolt Loose Flange  
**Inlet B :** 2 Bolt Loose Flange  
**Box Size :** 48"L x 27"W x 16"H  
**Package Type :** Unboxed

**Outlet A :** 2.5" OD Pipe  
**Weight :** 18 lbs.  
**Catalyst :** ECO II



<-----48" O. A. L.----->

**DODGE VAN**

B1500	1995-97	V6	3.9L
B1500	1995-97	V8	5.2L
B2500	1995-97	V6	3.9L
B2500	1995-97	V8	5.2L
B2500	1995-97	V8	5.9L
B3500	1995-97	V8	5.2L
B3500	1995-97	V8	5.9L

**20303**

**Inlet A :** 2 Bolt Loose Flange  
**Inlet B :** 2 Bolt Loose Flange  
**Box Size :** 49"L x 29"W x 16"H  
**Package Type :** Unboxed

**Outlet A :** 2.5" OD Pipe  
**Weight :** 18 lbs.  
**Catalyst :** ECO II



<-----58" O. A. L.----->

**DODGE TRUCK**

Ram 1500	1996-99	V6	3.9L
Ram 1500	1996-99	V8	5.2L
Ram 1500	1996-99	V8	5.9L
Ram 2500	1996	V8	5.2L
Ram 2500	1996-99	V8	5.9L
Ram 3500	1996-99	V8	5.9L

**20304**

**Inlet A :** 2 Bolt Loose Flange  
**Inlet B :** 2 Bolt Loose Flange  
**Box Size :** 47"L x 29"W x 15"H  
**Package Type :** Unboxed

**Outlet A :** 2.5" OD Pipe  
**Weight :** 18 lbs.  
**Catalyst :** ECO II



<-----47" O. A. L.----->

**DODGE VAN**

B1500	1998	V6	3.9L
B1500	1998	V8	5.2L
B1500	1998	V8	5.9L
B2500	1998	V8	5.2L
B2500	1998	V8	5.9L
B3500	1998	V8	5.2L
B3500	1998	V8	5.9L
Ram 1500 Van	1999	V6	3.9L
Ram 1500 Van	1999	V8	5.2L
Ram 1500 Van	1999	V8	5.9L
Ram 2500 Van	1999	V8	5.2L
Ram 2500 Van	1999	V8	5.9L
Ram 3500 Van	1999	V8	5.2L

**20305**

**Inlet A :** 1.87" ID Pipe  
**Box Size :** 75"L x 10"W x 5"H  
**Catalyst :** Standard

**Outlet A :** 2.5" ID Pipe  
**Weight :** 15 lbs.  
**Package Type :** Boxed



<-----49.5" O. A. L.----->

**CHRYSLER**

Concorde	1993-97	V6	3.5L
LHS	1994-97	V6	3.5L
New Yorker	1994-96	V6	3.5L

**DODGE**

Intrepid	1993-97	V6	3.5L
----------	---------	----	------

**EAGLE**

Vision	1993-97	V6	3.5L
--------	---------	----	------

## 20306

**Inlet A :** 4 Bolt Welded Flange  
**Box Size :** 70"L x 12"W x 6"H  
**Catalyst :** ECO II

**Outlet A :** 2.25" OD Pipe  
**Weight :** 16 lbs.  
**Package Type :** Unboxed



-----70" O. A. L.-----

### CHRYSLER VAN

Town & Country	1996-00	V6	3.3L
Town & Country	1996-00	V6	3.8L

### DODGE VAN

Caravan	1996-00	L4	2.4L
Caravan	1996-00	V6	3.3L
Caravan	1996-99	V6	3.8L
Grand Caravan	1996-00	V6	3.3L
Grand Caravan	1996-00	V6	3.8L

### PLYMOUTH VAN

Grand Voyager	1996-00	V6	3.3L
Grand Voyager	1999	V6	3.8L
Voyager	1996-00	L4	2.4L
Voyager	1996-00	V6	3.3L
Voyager	1998-99	V6	3.8L

## 20308

**Inlet A :** 2.5" ID Pipe  
**Box Size :** 75"L x 10"W x 5"H  
**Catalyst :** ECO II

**Outlet A :** 2.5" OD Pipe  
**Weight :** 18 lbs.  
**Package Type :** Boxed



-----59" O. A. L.-----

### DODGE TRUCK

Dakota	1997-99	V6	3.9L
--------	---------	----	------

## 20309

**Inlet A :** 2.5" ID Pipe  
**Box Size :** 79"L x 7"W x 6"H  
**Catalyst :** Standard

**Outlet A :** 2.5" OD Pipe  
**Weight :** 17 lbs.  
**Package Type :** Unboxed



-----79" O. A. L.-----

### DODGE TRUCK

Dakota	1994-95	V6	3.9L
Dakota	1994-95	V8	5.2L

## 20311

**Inlet A :** 4 Bolt Welded Flange  
**Box Size :** 71"L x 12"W x 9"H  
**Catalyst :** ECO II

**Outlet A :** 2.25" OD Pipe  
**Weight :** 17 lbs.  
**Package Type :** Unboxed



-----71" O. A. L.-----

### DODGE VAN

Caravan	1996-00	V6	3.0L
Grand Caravan	1996-00	V6	3.0L


### PLYMOUTH VAN

Grand Voyager	1996-97	V6	3.0L
Voyager	1996-00	V6	3.0L

## 20313

**Inlet A :** 4 Bolt Welded Flange  
**Box Size :** 36"L x 11"W x 7"H  
**Catalyst :** ECO II

**Outlet A :** 2" OD Pipe  
**Weight :** 11 lbs.  
**Package Type :** Boxed



-----34.5" O. A. L.-----

### DODGE

Neon	2000-04	L4	2.0L
------	---------	----	------

### PLYMOUTH

Neon	2000-01	L4	2.0L
------	---------	----	------

**20315**

**Inlet A :** 2 Bolt Loose Flange  
**Box Size :** 75"L x 10"W x 5"H  
**Catalyst :** ECO II

**Outlet A :** 2.25" OD Pipe  
**Weight :** 16 lbs.  
**Package Type :** Boxed



-----46" O. A. L.-----

**CHRYSLER**

300M	1999-04	V6	3.5L
Concorde	1998-04	V6	2.7L
Concorde	1998-01	V6	3.2L
Concorde	2002-04	V6	3.5L

**DODGE**

Intrepid	1998-04	V6	2.7L
Intrepid	1998-99	V6	3.2L
Intrepid	2000-04	V6	3.5L

**20316**

**Inlet A :** 2 Bolt Loose Flange  
**Box Size :** 30"L x 8"W x 6"H  
**Catalyst :** ECO II

**Outlet A :** 2.25" OD Pipe  
**Weight :** 8 lbs.  
**Package Type :** Boxed



-----26" O. A. L.-----

**CHRYSLER**

Concorde	1998-02	V6	2.7L
----------	---------	----	------

**DODGE**

Intrepid	1998-02	V6	2.7L
----------	---------	----	------

**20317**

**Inlet A :** 2.5" ID Pipe  
**Box Size :** 45"L x 15"W x 11"H  
**Catalyst :** Standard

**Outlet A :** 2.5" OD Pipe  
**Weight :** 15 lbs.  
**Package Type :** Boxed



-----44" O. A. L.-----

**20317 (CONT'D)**

**DODGE TRUCK**

W100	1986-89	V8	5.2L
W150	1986-90	V8	5.2L
W250	1986-90	V8	5.2L

**20321**

**Inlet A :** 2 Bolt Welded Flange  
**Box Size :** 42"L x 10"W x 7"H  
**Catalyst :** ECO II

**Outlet A :** 2.25" OD Pipe  
**Weight :** 13 lbs.  
**Package Type :** Boxed



-----41" O. A. L.-----

**DODGE**

Stratus	1996-97	L4	2.0L
---------	---------	----	------

**PLYMOUTH**

Breeze	1996-98	L4	2.0L
--------	---------	----	------

**20322**

**Inlet A :** 4 Bolt Welded Flange  
**Box Size :** 42"L x 10"W x 7"H  
**Catalyst :** Standard

**Outlet A :** 2.25" OD Pipe  
**Weight :** 13 lbs.  
**Package Type :** Boxed



-----40" O. A. L.-----

**CHRYSLER**

Cirrus	2000	L4	2.0L
Cirrus	1995-97	L4	2.4L
Cirrus	2000	L4	2.4L
Cirrus	1995-00	V6	2.5L
Sebring	1996-00	V6	2.5L

**DODGE**

Stratus	1995-00	L4	2.4L
Stratus	1995-00	V6	2.5L

**PLYMOUTH**

Breeze	1996-99	L4	2.0L
Breeze	1997-00	L4	2.4L

**BUYERS GUIDE**

## 20323

**Inlet A :** 2.25" ID Pipe  
**Box Size :** 30"L x 8"W x 6"H  
**Catalyst :** ECO II

**Outlet A :** 2.25" OD Pipe  
**Weight :** 9 lbs.  
**Package Type :** Boxed



-----24" O. A. L.-----

### DODGE TRUCK

Ram 2500	1994-97	V8	5.9L
Ram 3500	1994-97	V8	5.9L

## 20328

**Inlet A :** 2.25" OD Pipe  
**Box Size :** 30"L x 8"W x 6"H  
**Catalyst :** Standard

**Outlet A :** 2.25" OD Pipe  
**Weight :** 13 lbs.  
**Package Type :** Boxed



-----23" O. A. L.-----

### DODGE TRUCK

Ram 2500	1994-02	V10	8.0L
Ram 3500	1994-02	V10	8.0L

## 20324

**Inlet A :** 2.25" ID Pipe  
**Box Size :** 24"L x 8"W x 5"H  
**Catalyst :** Standard

**Outlet A :** 2.25" OD Pipe  
**Weight :** 9 lbs.  
**Package Type :** Boxed



-----24" O. A. L.-----

### DODGE TRUCK

Ram 2500	1994-97	V8	5.9L
Ram 3500	1994-97	V8	5.9L

## 20329

**Inlet A :** 3 Bolt Welded Flange  
**Box Size :** 30"L x 8"W x 6"H  
**Catalyst :** ECO II

**Outlet A :** 2 Bolt Loose Flange  
**Weight :** 8 lbs.  
**Package Type :** Boxed



-----22" O. A. L.-----

### CHRYSLER

Concorde	1993-96	V6	3.3L
----------	---------	----	------

### DODGE

Intrepid	1995-97	V6	3.3L
----------	---------	----	------

## 20327

**Inlet A :** 2 Bolt Loose Flange  
**Inlet B :** 2 Bolt Loose Flange  
**Box Size :** 75"L x 10"W x 5"H  
**Package Type :** Boxed

**Outlet A :** 2.5" OD Pipe  
**Weight :** 25 lbs.  
**Catalyst :** ECO II



-----56" O. A. L.-----

### DODGE TRUCK

Ram 1500	2002-03	V6	3.7L
Ram 1500	2002-03	V8	5.9L

## 20330

**Inlet A :** 3 Bolt Welded Flange  
**Box Size :** 30"L x 8"W x 6"H  
**Catalyst :** Standard

**Outlet A :** 2 Bolt Loose Flange  
**Weight :** 9 lbs.  
**Package Type :** Boxed



-----24" O. A. L.-----

### CHRYSLER

Concorde	1993-96	V6	3.3L
----------	---------	----	------

### DODGE

Intrepid	1995-97	V6	3.3L
----------	---------	----	------

**20331**

**Inlet A :** 2 Bolt Loose Flange  
**Box Size :** 75"L x 10"W x 5"H  
**Catalyst :** Standard

**Outlet A :** 2" OD Pipe  
**Weight :** 10 lbs.  
**Package Type :** Boxed



<-----35" O. A. L.----->

**CHRYSLER**

Concorde	1993-96	V6	3.3L
----------	---------	----	------

**DODGE**

Intrepid	1993-97	V6	3.3L
----------	---------	----	------

**20332**

**Inlet A :** 2 Bolt Loose Flange  
**Box Size :** 45"L x 15"W x 11"H  
**Catalyst :** ECO II

**Outlet A :** 2" OD Pipe  
**Weight :** 14 lbs.  
**Package Type :** Boxed



<-----39" O. A. L.----->

**CHRYSLER**

Concorde	1993-96	V6	3.3L
----------	---------	----	------

**DODGE**

Intrepid	1993-97	V6	3.3L
----------	---------	----	------

**EAGLE**

Vision	1993-96	V6	3.3L
--------	---------	----	------

**20333**

**Inlet A :** 4 Bolt Welded Flange  
**Box Size :** 7"L x 14"W x 12"H  
**Catalyst :** ECO II

**Outlet A :** 2 Bolt Loose Flange  
**Weight :** 8 lbs.  
**Package Type :** Boxed



<-----13" O. A. L.----->

**CHRYSLER**

Sebring	2001-06	V6	2.7L
---------	---------	----	------

**20333 (CONT'D)**

**DODGE**

Stratus	2001-06	V6	2.7L
---------	---------	----	------

**20334**

**Inlet A :** 4 Bolt Welded Flange  
**Box Size :** 7"L x 14"W x 12"H  
**Catalyst :** ECO II

**Outlet A :** 2 Bolt Welded Flange  
**Weight :** 10 lbs.  
**Package Type :** Boxed



<-----8.25" O. A. L.----->

**CHRYSLER**

Sebring	2001-06	V6	2.7L
---------	---------	----	------

**DODGE**

Stratus	2001-06	V6	2.7L
---------	---------	----	------

**20335**

**Inlet A :** 2 Bolt Welded Flange  
**Inlet B :** 2 Bolt Welded Flange  
**Box Size :** 45"L x 15"W x 11"H  
**Package Type :** Boxed

**Outlet A :** 2 Bolt Welded Flange  
**Weight :** 15 lbs.  
**Catalyst :** ECO II



<-----43.5" O. A. L.----->

**CHRYSLER**

Sebring	1995-00	V6	2.5L
---------	---------	----	------

**DODGE**

Avenger	1995-00	V6	2.5L
---------	---------	----	------

**20336**

**Inlet A :** 2.5" ID Pipe  
**Box Size :** 72"L x 7"W x 6"H  
**Catalyst :** ECO II

**Outlet A :** 2.25" OD Pipe  
**Weight :** 17 lbs.  
**Package Type :** Unboxed



<-----72" O. A. L.----->

## 20336 (CONT'D)

### DODGE TRUCK

Dakota	1996-99	V6	3.9L
Dakota	1996-99	V8	5.2L

## 20337

**Inlet A** : 2 Bolt Welded Flange  
**Box Size** : 19"L x 9"W x 5"H  
**Catalyst** : Standard

**Outlet A** : 3 Bolt Welded Flange  
**Weight** : 7 lbs.  
**Package Type** : Boxed



-----16" O. A. L.-----

### CHRYSLER

Sebring	1995-00	V6	2.5L
---------	---------	----	------

### DODGE

Avenger	1995-00	V6	2.5L
---------	---------	----	------

## 20338

**Inlet A** : 3" ID Pipe  
**Box Size** : 30"L x 8"W x 6"H  
**Catalyst** : Standard

**Outlet A** : 3" OD Pipe  
**Weight** : 12 lbs.  
**Package Type** : Boxed



-----24" O. A. L.-----

### DODGE TRUCK

Ram 2500	1994-98	V10	8.0L
Ram 3500	1994-98	V10	8.0L

## 20339

**Inlet A** : 3" ID Pipe  
**Box Size** : 30"L x 8"W x 6"H  
**Catalyst** : Standard

**Outlet A** : 3" OD Pipe  
**Weight** : 12 lbs.  
**Package Type** : Boxed



-----24" O. A. L.-----

## 20339 (CONT'D)

### DODGE TRUCK

Ram 2500	1994-98	V10	8.0L
Ram 3500	1994-98	V10	8.0L

## 20342

**Inlet A** : 2.5" ID Pipe  
**Box Size** : 75"L x 10"W x 5"H  
**Catalyst** : Standard

**Outlet A** : 2.5" OD Pipe  
**Weight** : 17 lbs.  
**Package Type** : Boxed



-----60" O. A. L.-----

### DODGE TRUCK

Dakota	1996	V6	3.9L
Dakota	1996	V8	5.2L

## 20343

**Inlet A** : 4 Bolt Welded Flange  
**Box Size** : 36"L x 11"W x 7"H  
**Catalyst** : ECO II

**Outlet A** : 2.25" OD Pipe  
**Weight** : 10 lbs.  
**Package Type** : Boxed



-----28.25" O. A. L.-----

### CHRYSLER

Sebring	2001-06	L4	2.4L
---------	---------	----	------

### DODGE

Neon	2000-04	L4	2.0L
Stratus	2001-06	L4	2.4L

### PLYMOUTH

Neon	2000-01	L4	2.0L
------	---------	----	------

**20344**

**Inlet A :** 2.5" ID Pipe  
**Box Size :** 75"L x 10"W x 5"H  
**Catalyst :** ECO II

**Outlet A :** 2.5" OD Pipe  
**Weight :** 15 lbs.  
**Package Type :** Boxed



<-----49" O. A. L.----->

**DODGE TRUCK**

Durango	1998-99	V6	3.9L
Durango	1998-99	V8	5.2L
Durango	1998-99	V8	5.9L

**20346**

**Inlet A :** 4 Bolt Welded Flange  
**Box Size :** 73"L x 6"W x 10"H  
**Catalyst :** ECO II

**Outlet A :** 2.25" ID Pipe  
**Weight :** 16 lbs.  
**Package Type :** Unboxed



<-----72.75" O. A. L.----->

**CHRYSLER VAN**

Town & Country	2004-05	V6	3.3L
----------------	---------	----	------

**DODGE VAN**

Caravan	2004-05	V6	3.3L
Grand Caravan	2004-05	V6	3.3L

**20347**

**Inlet A :** 2 Bolt Loose Flange  
**Box Size :** 44"L x 26"W x 12"H  
**Catalyst :** ECO II

**Outlet A :** 2.5" OD Pipe  
**Weight :** 20 lbs.  
**Package Type :** Boxed



<-----48" O. A. L.----->

**DODGE VAN**

Ram 1500 Van	2000-03	V6	3.9L
Ram 1500 Van	2000-03	V8	5.2L
Ram 2500 Van	2000-01	V8	5.2L

**20347 (CONT'D)**

**DODGE VAN (CONT'D)**

Ram 2500 Van	2003	V8	5.2L
Ram 3500 Van	2000-03	V8	5.2L

**20348**

**Inlet A :** 2.5" ID Pipe  
**Box Size :** 75"L x 10"W x 5"H  
**Catalyst :** ECO II

**Outlet A :** 2.5" OD Pipe  
**Weight :** 16 lbs.  
**Package Type :** Boxed



<-----60" O. A. L.----->

**DODGE TRUCK**

Dakota	1997-99	V6	3.9L
Dakota	1997-99	V8	5.2L

**20349**

**Inlet A :** 2 Bolt Loose Flange  
**Inlet B :** 2 Bolt Loose Flange  
**Box Size :** 44"L x 26"W x 12"H  
**Package Type :** Boxed

**Outlet A :** 2.5" OD Pipe  
**Weight :** 24 lbs.  
**Catalyst :** ECO II



<-----53" O. A. L.----->

**DODGE TRUCK**

Dakota	2000	V6	3.9L
--------	------	----	------

**20350**

**Inlet A :** 2 Bolt Loose Flange  
**Inlet B :** 2 Bolt Loose Flange  
**Box Size :** 52"L x 27"W x 14"H  
**Package Type :** Unboxed

**Outlet A :** 2.5" OD Pipe  
**Weight :** 24 lbs.  
**Catalyst :** ECO II



<-----51.75" O. A. L.----->

**DODGE TRUCK**

Dakota	2000-02	V8	4.7L
--------	---------	----	------



**20353**

**Inlet A** : 4 Bolt Welded Flange  
**Box Size** : 74"L x 10"W x 9"H  
**Catalyst** : ECO II

**Outlet A** : 2.25" OD Pipe  
**Weight** : 17 lbs.  
**Package Type** : Unboxed



-----74" O. A. L.-----

**CHRYSLER VAN**

Voyager	2001-02	L4	2.4L
---------	---------	----	------

**DODGE VAN**

Caravan	2001-02	L4	2.4L
---------	---------	----	------

**20356**

**Inlet A** : 4 Bolt Welded Flange  
**Box Size** : 73"L x 12"W x 7"H  
**Catalyst** : ECO II

**Outlet A** : 2.5" OD Pipe  
**Weight** : 17 lbs.  
**Package Type** : Unboxed



-----73" O. A. L.-----

**CHRYSLER VAN**

Town & Country	2001-04	V6	3.8L
----------------	---------	----	------

**DODGE VAN**

Grand Caravan	2001-04	V6	3.8L
---------------	---------	----	------

**20354**

**Inlet A** : 2" ID Pipe  
**Box Size** : 75"L x 10"W x 5"H  
**Catalyst** : ECO II

**Outlet A** : 2" OD Pipe  
**Weight** : 12 lbs.  
**Package Type** : Boxed



-----50.5" O. A. L.-----

**DODGE TRUCK**

Dakota	1997-98	L4	2.5L
--------	---------	----	------

**20357**

**Inlet A** : 4 Bolt Welded Flange  
**Box Size** : 42"L x 10"W x 7"H  
**Catalyst** : ECO II

**Outlet A** : 2.25" OD Pipe  
**Weight** : 17 lbs.  
**Package Type** : Boxed



-----73" O. A. L.-----

**CHRYSLER VAN**

Town & Country	2001-03	V6	3.3L
----------------	---------	----	------

Voyager	2001-03	V6	3.3L
---------	---------	----	------

**DODGE VAN**

Caravan	2001-03	V6	3.3L
---------	---------	----	------

Grand Caravan	2001-03	V6	3.3L
---------------	---------	----	------

**20355**

**Inlet A** : 2 Bolt Loose Flange  
**Inlet B** : 2 Bolt Loose Flange  
**Box Size** : 51"L x 29"W x 18"H  
**Package Type** : Unboxed

**Outlet A** : 2.5" OD Pipe  
**Weight** : 20 lbs.  
**Catalyst** : Standard



-----51" O. A. L.-----

**DODGE VAN**

Ram 2500 Van	2000	V8	5.9L
--------------	------	----	------

Ram 2500 Van	2002-03	V8	5.9L
--------------	---------	----	------

Ram 3500 Van	2001-03	V8	5.9L
--------------	---------	----	------

**20358**

**Inlet A** : 4 Bolt Welded Flange  
**Box Size** : 36"L x 11"W x 7"H  
**Catalyst** : ECO II

**Outlet A** : 2.25" OD Pipe  
**Weight** : 9 lbs.  
**Package Type** : Boxed



-----32" O. A. L.-----

**DODGE**

Neon	1995-99	L4	2.0L
------	---------	----	------

**20358 (CONT'D)**

**PLYMOUTH**

Neon	1996-99	L4	2.0L
------	---------	----	------

**20361**

**Inlet A :** 4 Bolt Welded Flange  
**Box Size :** 36"L x 11"W x 7"H  
**Catalyst :** Standard

**Outlet A :** 2.25" OD Pipe  
**Weight :** 9 lbs.  
**Package Type :** Boxed



<-----30" O. A. L.----->

**DODGE**

Neon	2000-02	L4	2.0L
------	---------	----	------

**PLYMOUTH**

Neon	2000-01	L4	2.0L
------	---------	----	------

**20362**

**Inlet A :** 3.75" OD Pipe  
**Box Size :** 32"L x 22"W x 10"H  
**Catalyst :** Standard

**Outlet A :** 3" OD Pipe  
**Weight :** 10 lbs.  
**Package Type :** Boxed



<-----30" O. A. L.----->

**DODGE**

Viper	2003-06	V10	8.3L
-------	---------	-----	------

**20363**

**Inlet A :** 3.75" OD Pipe  
**Box Size :** 32"L x 22"W x 10"H  
**Catalyst :** Standard

**Outlet A :** 3" OD Pipe  
**Weight :** 10 lbs.  
**Package Type :** Boxed



<-----29.25" O. A. L.----->

**DODGE**

Viper	2003-06	V10	8.3L
-------	---------	-----	------

**20364**

**Inlet A :** 2 Bolt Loose Flange  
**Inlet B :** 2 Bolt Loose Flange  
**Box Size :** 50"L x 28"W x 15"H  
**Package Type :** Unboxed

**Outlet A :** 2.5" OD Pipe  
**Weight :** 20 lbs.  
**Catalyst :** ECO II



<-----54" O. A. L.----->

**DODGE VAN**

Ram 1500 Van	2000-03	V8	5.9L
Ram 2500 Van	2000-03	V8	5.9L
Ram 3500 Van	2000-03	V8	5.9L

**20366**

**Inlet A :** 3 Bolt Welded Flange  
**Box Size :** 36"L x 11"W x 7"H  
**Catalyst :** ECO III

**Outlet A :** 2.5" OD Pipe  
**Weight :** 12 lbs.  
**Package Type :** Boxed



<-----32" O. A. L.----->

**CHRYSLER TRUCK**

Pacifica	2004-06	V6	3.5L
----------	---------	----	------

**20367**

**Inlet A :** 2 Bolt Loose Flange  
**Inlet B :** 2 Bolt Loose Flange  
**Box Size :** 32"L x 21"W x 17"H  
**Package Type :** Boxed

**Outlet A :** 3 Bolt Welded Flange  
**Weight :** 20 lbs.  
**Catalyst :** ECO II



<-----26" O. A. L.----->

**JEEP TRUCK**

Wrangler	2000-03	L6	4.0L
----------	---------	----	------

**20368**

**Inlet A :** 2 Bolt Loose Flange  
**Inlet B :** 2 Bolt Loose Flange  
**Box Size :** 54"L x 27"W x 15"H  
**Package Type :** Unboxed

**Outlet A :** 2.5" OD Pipe  
**Weight :** 19 lbs.  
**Catalyst :** ECO II



←-----54" O. A. L.----->

**DODGE TRUCK**

Dakota	2000-03	V6	3.9L
Dakota	2000-03	V8	5.9L

**20369**

**Inlet A :** 4 Bolt Welded Flange  
**Box Size :** 42"L x 10"W x 7"H  
**Catalyst :** ECO II

**Outlet A :** 2.25" OD Pipe  
**Weight :** 13 lbs.  
**Package Type :** Boxed



←-----36" O. A. L.----->

**CHRYSLER**

PT Cruiser	2001-09	L4	2.4L
------------	---------	----	------

**20370**

**Inlet A :** 2 Bolt Welded Flange  
**Box Size :** 45"L x 15"W x 11"H  
**Catalyst :** ECO II

**Outlet A :** 2.25" OD Pipe  
**Weight :** 18 lbs.  
**Package Type :** Boxed



←-----52.5" O. A. L.----->

**CHRYSLER**

300	2005-10	V6	2.7L
300	2005-10	V6	3.5L

**DODGE**

Charger	2006-10	V6	2.7L
Charger	2006-10	V6	3.5L
Magnum	2005-08	V6	2.7L
Magnum	2005-08	V6	3.5L

**20371**

**Inlet A :** 2 Bolt Welded Flange  
**Box Size :** 45"L x 15"W x 11"H  
**Catalyst :** ECO II

**Outlet A :** 2.25" OD Pipe  
**Weight :** 17 lbs.  
**Package Type :** Boxed



←-----52" O. A. L.----->

**CHRYSLER**

300	2005-10	V6	2.7L
300	2005-10	V6	3.5L

**DODGE**

Charger	2006-10	V6	2.7L
Charger	2006-10	V6	3.5L
Magnum	2005-08	V6	2.7L
Magnum	2005-08	V6	3.5L

**20372**

**Inlet A :** 2 Bolt Loose Flange  
**Inlet B :** 2 Bolt Loose Flange  
**Box Size :** 32"L x 21"W x 17"H  
**Package Type :** Boxed

**Outlet A :** 2.5" OD Pipe  
**Weight :** 16 lbs.  
**Catalyst :** ECO II



←-----21" O. A. L.----->

**DODGE TRUCK**

Durango	2004	V6	3.7L
Durango	2004	V8	4.7L

**20373**

**Inlet A :** 2 Bolt Loose Flange  
**Inlet B :** 2 Bolt Loose Flange  
**Box Size :** 44"L x 26"W x 12"H  
**Package Type :** Boxed

**Outlet A :** 2.5" OD Pipe  
**Weight :** 30 lbs.  
**Catalyst :** ECO II



←-----55" O. A. L.----->

**DODGE TRUCK**

Dakota	2001-03	V8	5.9L
--------	---------	----	------

**20374**

**Inlet A :** 7 Bolt Welded Flange  
**Box Size :** 7"L x 14"W x 12"H  
**Catalyst :** ECO II

**Outlet A :** 2 Bolt Welded Flange  
**Weight :** 7 lbs.  
**Package Type :** Boxed



<-----13.5" O. A. L.----->

**CHRYSLER**

Sebring	1995-00	V6	2.5L
---------	---------	----	------

**DODGE**

Avenger	1996-00	V6	2.5L
---------	---------	----	------

**20375**

**Inlet A :** 4 Bolt Welded Flange  
**Box Size :** 45"L x 15"W x 11"H  
**Catalyst :** ECO II

**Outlet A :** 2.25" OD Pipe  
**Weight :** 22 lbs.  
**Package Type :** Boxed



<-----78" O. A. L.----->

**CHRYSLER VAN**

Town & Country	2005-07	V6	3.3L
Town & Country	2005-07	V6	3.8L

**DODGE VAN**

Caravan	2005-07	V6	3.3L
Grand Caravan	2005-07	V6	3.3L
Grand Caravan	2005-07	V6	3.8L

**20376**

**Inlet A :** 2 Bolt Loose Flange  
**Inlet B :** 2 Bolt Loose Flange  
**Box Size :** 36"L x 11"W x 7"H  
**Package Type :** Boxed

**Outlet A :** 3 Bolt Welded Flange  
**Weight :** 14 lbs.  
**Catalyst :** ECO II



<-----23" O. A. L.----->

**JEEP TRUCK**

Cherokee	2000-01	L6	4.0L
----------	---------	----	------

**20376 (CONT'D)**

**JEEP TRUCK (CONT'D)**

Grand Cherokee	2001	L6	4.0L
----------------	------	----	------

**20379**

**Inlet A :** 2 Bolt Loose Flange  
**Inlet B :** 2 Bolt Loose Flange  
**Box Size :** 44"L x 26"W x 12"H  
**Package Type :** Boxed

**Outlet A :** 2 Bolt Welded Flange  
**Weight :** 30 lbs.  
**Catalyst :** ECO II



<-----51.75" O. A. L.----->

**JEEP TRUCK**

Wrangler	2004-06	L6	4.0L
----------	---------	----	------

**20381**

**Inlet A :** 2 Bolt Loose Flange  
**Box Size :** 30"L x 8"W x 6"H  
**Catalyst :** ECO II

**Outlet A :** 2.25" OD Pipe  
**Weight :** 19 lbs.  
**Package Type :** Boxed



<-----53" O. A. L.----->

**CHRYSLER**

Concorde	2003-04	V6	2.7L
----------	---------	----	------

**DODGE**

Intrepid	2003-04	V6	2.7L
----------	---------	----	------

**20382**

**Inlet A :** 2 Bolt Loose Flange  
**Box Size :** 45"L x 15"W x 11"H  
**Catalyst :** ECO II

**Outlet A :** 2.25" OD Pipe  
**Weight :** 18 lbs.  
**Package Type :** Boxed



<-----45" O. A. L.----->

**DODGE TRUCK**

Ram 1500	2004-05	V8	5.7L
----------	---------	----	------

**20383**

**Inlet A :** 2 Bolt Loose Flange  
**Box Size :** 32"L x 22"W x 10"H  
**Weight :** 18 lbs.  
**Package Type :** Boxed

**Outlet A :** 2.75" OD Pipe  
**Outlet B :** 2.25" ID Pipe  
**Catalyst :** ECO II



-----32" O. A. L.-----

**DODGE TRUCK**

Ram 1500	2004-05	V8	5.7L
----------	---------	----	------

**20384**

**Inlet A :** 2 Bolt Loose Flange  
**Inlet B :** 2 Bolt Loose Flange  
**Box Size :** 44"L x 26"W x 12"H  
**Package Type :** Boxed

**Outlet A :** 2.5" OD Pipe  
**Weight :** 20 lbs.  
**Catalyst :** ECO II



-----55" O. A. L.-----

**DODGE TRUCK**

Dakota	2000-03	V8	4.7L
--------	---------	----	------

**20385**

**Inlet A :** 2 Bolt Loose Flange  
**Inlet B :** 2 Bolt Loose Flange  
**Box Size :** 40"L x 26"W x 17"H  
**Package Type :** Unboxed

**Outlet A :** 2 Bolt Welded Flange  
**Weight :** 23 lbs.  
**Catalyst :** ECO II



-----22.25" O. A. L.-----

**JEEP TRUCK**

Commander	2006-07	V6	3.7L
Grand Cherokee	2005-06	V6	3.7L

**20386**

**Inlet A :** 2 Bolt Welded Flange  
**Box Size :** 44"L x 26"W x 12"H  
**Catalyst :** ECO II

**Outlet A :** 2.5" OD Pipe  
**Weight :** 15 lbs.  
**Package Type :** Boxed



-----50.5" O. A. L.-----

**CHRYSLER**

300	2005-07	V8	5.7L
-----	---------	----	------

**DODGE**

Charger	2006-07	V8	5.7L
Magnum	2005-07	V8	5.7L

**20387**

**Inlet A :** 2 Bolt Welded Flange  
**Box Size :** 44"L x 26"W x 12"H  
**Catalyst :** ECO II

**Outlet A :** 2.5" OD Pipe  
**Weight :** 15 lbs.  
**Package Type :** Boxed



-----49" O. A. L.-----

**CHRYSLER**

300	2005-07	V8	5.7L
-----	---------	----	------

**DODGE**

Charger	2006-07	V8	5.7L
Magnum	2005-07	V8	5.7L

**20388**

**Inlet A :** 2 Bolt Loose Flange  
**Inlet B :** 2 Bolt Loose Flange  
**Box Size :** 32"L x 21"W x 17"H  
**Package Type :** Boxed

**Outlet A :** 2.5" OD Pipe  
**Weight :** 29 lbs.  
**Catalyst :** ECO II



-----55" O. A. L.-----

**DODGE TRUCK**

Dakota	2001-03	V6	3.9L
Dakota	2001-03	V8	5.9L

**20389**

**Inlet A :** 2 Bolt Loose Flange  
**Inlet B :** 2 Bolt Loose Flange  
**Box Size :** 32"L x 21"W x 17"H  
**Package Type :** Boxed

**Outlet A :** 2.5" OD Pipe  
**Weight :** 21 lbs.  
**Catalyst :** ECO II



<-----19.5" O. A. L.----->

**DODGE TRUCK**

Dakota	2004-10	V6	3.7L
Dakota	2004-07	V8	4.7L

**MITSUBISHI TRUCK**

Raider	2006-09	V6	3.7L
Raider	2006-07	V8	4.7L

**20390**

**Inlet A :** 2 Bolt Loose Flange  
**Inlet B :** 2 Bolt Loose Flange  
**Box Size :** 45"L x 15"W x 11"H  
**Package Type :** Boxed

**Outlet A :** 2.5" OD Pipe  
**Weight :** 20 lbs.  
**Catalyst :** ECO II



<-----32" O. A. L.----->

**JEEP TRUCK**

Grand Cherokee	1999-04	L6	4.0L
----------------	---------	----	------

**20391**

**Inlet A :** 2 Bolt Loose Flange  
**Inlet B :** 2 Bolt Loose Flange  
**Box Size :** 44"L x 26"W x 12"H  
**Package Type :** Boxed

**Outlet A :** 2.5" OD Pipe  
**Weight :** 28 lbs.  
**Catalyst :** ECO II



<-----57" O. A. L.----->

**DODGE TRUCK**

Dakota	2000-02	V8	4.7L
--------	---------	----	------

**20392**

**Inlet A :** 2 Bolt Loose Flange  
**Inlet B :** 2 Bolt Loose Flange  
**Box Size :** 55"L x 8"W x 15"H  
**Package Type :** Unboxed

**Outlet A :** 2.375" OD Pipe  
**Weight :** 21 lbs.  
**Catalyst :** ECO II



<-----55" O. A. L.----->

**DODGE TRUCK**

Ram 1500	2002-03	V8	5.9L
----------	---------	----	------

**20393**

**Inlet A :** 2 Bolt Loose Flange  
**Inlet B :** 2 Bolt Loose Flange  
**Box Size :** 32"L x 21"W x 17"H  
**Package Type :** Boxed

**Outlet A :** 2.5" OD Pipe  
**Weight :** 23 lbs.  
**Catalyst :** ECO II



<-----35" O. A. L.----->

**JEEP TRUCK**

Grand Cherokee	2002-04	V8	4.7L
----------------	---------	----	------

**20394**

**Inlet A :** 2 Bolt Loose Flange  
**Inlet B :** 2 Bolt Loose Flange  
**Box Size :** 32"L x 21"W x 17"H  
**Package Type :** Boxed

**Outlet A :** 2.5" OD Pipe  
**Weight :** 23 lbs.  
**Catalyst :** ECO II



<-----51" O. A. L.----->

**DODGE TRUCK**

Ram 1500	2000-01	V8	5.2L
Ram 1500	2000-01	V8	5.9L
Ram 2500	2000-02	V8	5.9L
Ram 3500	2000-02	V8	5.9L

**20395**

**Inlet A :** 2 Bolt Loose Flange  
**Inlet B :** 2 Bolt Loose Flange  
**Box Size :** 33"L x 21"W x 18"H  
**Package Type :** Boxed

**Outlet A :** 2.5" OD Pipe  
**Weight :** 22 lbs.  
**Catalyst :** ECO II



-----58" O. A. L.-----

**DODGE TRUCK**

Durango	2000-03	V8	4.7L
---------	---------	----	------

**20398**

**Inlet A :** 2 Bolt Loose Flange  
**Inlet B :** 2 Bolt Loose Flange  
**Box Size :** 43"L x 21"W x 11"H  
**Package Type :** Boxed

**Outlet A :** 2.5" OD Pipe  
**Weight :** 24 lbs.  
**Catalyst :** ECO III



-----41" O. A. L.-----

**JEEP TRUCK**

Wrangler	2007-09	V6	3.8L
----------	---------	----	------

**20396**

**Inlet A :** 3 Bolt Welded Flange  
**Box Size :** 15"L x 8"W x 5"H  
**Catalyst :** ECO II

**Outlet A :** 2 Bolt Welded Flange  
**Weight :** 5 lbs.  
**Package Type :** Boxed



-----8.25" O. A. L.-----

**CHRYSLER**

Sebring	1998-00	V6	2.5L
---------	---------	----	------

**DODGE**

Avenger	1998-00	V6	2.5L
---------	---------	----	------

**20399**

**Inlet A :** 2 Bolt Loose Flange  
**Inlet B :** 2 Bolt Loose Flange  
**Box Size :** 39"L x 15"W x 27"H  
**Package Type :** Unboxed

**Outlet A :** 2 Bolt Welded Flange  
**Weight :** 24 lbs.  
**Catalyst :** ECO III



-----39" O. A. L.-----

**JEEP TRUCK**

Commander	2006-07	V8	5.7L
Grand Cherokee	2005-10	V8	5.7L

**20397**

**Inlet A :** 3 Bolt Welded Flange  
**Box Size :** 15"L x 8"W x 5"H  
**Catalyst :** ECO II

**Outlet A :** 3 Bolt Welded Flange  
**Weight :** 6 lbs.  
**Package Type :** Boxed



-----12" O. A. L.-----

**CHRYSLER**

Cirrus	1996-00	V6	2.5L
Sebring	1998-00	V6	2.5L

**DODGE**

Avenger	1998-00	V6	2.5L
Stratus	1996-00	V6	2.5L

**20400**

**Inlet A :** 2 Bolt Loose Flange  
**Inlet B :** 2 Bolt Loose Flange  
**Box Size :** 46"L x 16"W x 16"H  
**Package Type :** Boxed

**Outlet A :** 3 Bolt Loose Flange  
**Weight :** 24 lbs.  
**Catalyst :** ECO III



-----61" O. A. L.-----

**CHRYSLER**

Crossfire	2004-08	V6	3.2L
-----------	---------	----	------

**MERCEDES-BENZ**

SLK320	2001-04	V6	3.2L
--------	---------	----	------

**20401**

**Inlet A :** 2 Bolt Loose Flange  
**Box Size :** 46"L x 16"W x 16"H  
**Weight :** 14 lbs.  
**Package Type :** Boxed

**Outlet A :** 2 Bolt Loose Flange  
 w/Flare  
**Catalyst :** ECO III



-----39.25" O. A. L.-----

**CHRYSLER**

Crossfire	2004-08	V6	3.2L
-----------	---------	----	------

**MERCEDES-BENZ**

SLK320	2001-04	V6	3.2L
--------	---------	----	------

**20406**

**Inlet A :** 2 Bolt Loose Flange  
**Inlet B :** 2 Bolt Loose Flange  
**Box Size :** 43"L x 21"W x 11"H  
**Catalyst :** ECO III

**Outlet A :** 3" OD Pipe  
**Outlet B :** 3 Bolt Welded Flange  
**Weight :** 28 lbs.  
**Package Type :** Boxed



-----55" O. A. L.-----

**DODGE TRUCK**

Ram 2500	2003	V8	5.7L
Ram 3500	2003	V8	5.7L

**20402**

**Inlet A :** 2 Bolt Loose Flange  
**Inlet B :** 2 Bolt Loose Flange  
**Box Size :** 32"L x 21"W x 17"H  
**Package Type :** Boxed

**Outlet A :** 2.4375" Pipe  
**Weight :** 20 lbs.  
**Catalyst :** ECO III



-----34" O. A. L.-----

**DODGE TRUCK**

Durango	2005-06	V6	3.7L
Durango	2005-06	V8	4.7L

**20407**

**Box Size :** 46"L x 16"W x 16"H  
**Catalyst :** ECO II

**Weight :** 14 lbs.  
**Package Type :** Boxed



-----44" O. A. L.-----

**CHRYSLER**

300M	1999-04	V6	3.5L
------	---------	----	------

**20404**

**Inlet A :** 2 Bolt Loose Flange  
**Inlet B :** 2 Bolt Loose Flange  
**Box Size :** 44"L x 26"W x 12"H

**Weight :** 30 lbs.  
**Catalyst :** ECO III  
**Package Type :** Boxed



-----63.5" O. A. L.-----

**DODGE TRUCK**

Ram 1500	2006-07	V8	5.7L
Ram 2500	2004-07	V8	5.7L
Ram 3500	2004-07	V8	5.7L

**20408**

**Inlet A :** 2 Bolt Welded Flange  
**Box Size :** 44"L x 26"W x 12"H  
**Catalyst :** ECO III

**Outlet A :** 2.25" OD Pipe  
**Weight :** 17 lbs.  
**Package Type :** Boxed



-----51" O. A. L.-----

**DODGE**

Charger	2007	V6	2.7L
Magnum	2007	V6	2.7L



**20409**

**Inlet A** : 2 Bolt Welded Flange  
**Box Size** : 52"L x 13"W x 9"H  
**Catalyst** : ECO III

**Outlet A** : 2.25" OD Pipe  
**Weight** : 13 lbs.  
**Package Type** : Unboxed



-----51.125" O. A. L.-----

**DODGE**

Charger	2007	V6	2.7L
Magnum	2007	V6	2.7L

**20410**

**Inlet A** : 4 Bolt Welded Flange  
**Box Size** : 45"L x 15"W x 11"H  
**Catalyst** : ECO III

**Outlet A** : 2.5" OD Pipe  
**Weight** : 22 lbs.  
**Package Type** : Boxed



-----77.8125" O. A. L.-----

**CHRYSLER VAN**

Town & Country	2008-10	V6	3.3L
----------------	---------	----	------

**DODGE VAN**

Grand Caravan	2008-10	V6	3.3L
---------------	---------	----	------

**20411**

**Inlet A** : 4 Bolt Welded Flange  
**Box Size** : 42"L x 10"W x 7"H  
**Catalyst** : ECO III

**Outlet A** : 2.25" OD Pipe  
**Weight** : 12 lbs.  
**Package Type** : Boxed



-----38.75" O. A. L.-----

**CHRYSLER**

200	2011-14	L4	2.4L
Sebring	2007-10	L4	2.4L

**DODGE**

Avenger	2008-12	L4	2.4L
Caliber	2007-09	L4	1.8L

**20411 (CONT'D)**

**DODGE (CONT'D)**

Caliber	2007-12	L4	2.0L
Caliber	2007-11	L4	2.4L

**DODGE TRUCK**

Journey	2009-15	L4	2.4L
---------	---------	----	------

**JEEP TRUCK**

Compass	2007-15	L4	2.0L
Compass	2007-15	L4	2.4L
Patriot	2007-15	L4	2.0L
Patriot	2007-15	L4	2.4L

**20412**

**Inlet A** : 2 Bolt Loose Flange  
**Inlet B** : 2 Bolt Loose Flange  
**Box Size** : 44"L x 26"W x 12"H  
**Package Type** : Boxed

**Outlet A** : 2 Bolt Welded Flange  
**Weight** : 28 lbs.  
**Catalyst** : ECO III



-----38" O. A. L.-----

**JEEP TRUCK**

Commander	2006-09	V8	4.7L
Grand Cherokee	2005-09	V8	4.7L

**20414**

**Inlet A** : 2.5625" OD Pipe  
**Box Size** : 32"L x 21"W x 17"H  
**Catalyst** : ECO II

**Outlet A** : 2.25" OD Pipe  
**Weight** : 15 lbs.  
**Package Type** : Boxed



-----38" O. A. L.-----

**DODGE TRUCK**

Durango	2004-06	V8	5.7L
---------	---------	----	------

**20415**

**Inlet A :** 2 Bolt Loose Flange  
**Box Size :** 54"L x 18"W x 13"H  
**Catalyst :** ECO II

**Outlet A :** 2.5" ID Pipe  
**Weight :** 16 lbs.  
**Package Type :** Unboxed



<-----54" O. A. L.----->

**DODGE TRUCK**

Durango	2004-06	V8	5.7L
---------	---------	----	------

**20420**

**Inlet A :** 4 Bolt Welded Flange  
**Box Size :** 36"L x 11"W x 7"H  
**Catalyst :** ECO III

**Outlet A :** 2.25" OD Pipe  
**Weight :** 10 lbs.  
**Package Type :** Boxed



<-----33.5" O. A. L.----->

**DODGE**

Neon	2001-05	L4	2.0L
------	---------	----	------

**20416**

**Inlet A :** 2 Bolt Loose Flange  
**Inlet B :** 2 Bolt Loose Flange  
**Box Size :** 63"L x 31"W x 16"H  
**Package Type :** Boxed

**Outlet A :** 2.5" OD Pipe  
**Weight :** 20 lbs.  
**Catalyst :** ECO III



<-----63" O. A. L.----->

**DODGE TRUCK**

Durango	2001-03	V8	5.9L
---------	---------	----	------

**20421**

**Inlet A :** 2 Bolt Welded Flange  
**Box Size :** 30"L x 8"W x 5"H  
**Catalyst :** Standard

**Outlet A :** 2.25" OD Pipe  
**Weight :** 7 lbs.  
**Package Type :** Boxed



<-----29" O. A. L.----->

**DODGE**

Caliber	2007-08	L4	2.4L
---------	---------	----	------

**JEEP TRUCK**

Compass	2009-10	L4	2.0L
Compass	2007-10	L4	2.4L
Patriot	2009-10	L4	2.0L
Patriot	2007-10	L4	2.4L

**20417**

**Inlet A :** 7 Bolt Welded Flange  
**Inlet B :** 2 Bolt Welded Flange  
**Box Size :** 16"L x 11"W x 18"H  
**Package Type :** Boxed

**Outlet A :** 2 Bolt Welded Flange  
**Weight :** 12 lbs.  
**Catalyst :** ECO III



<-----21" O. A. L.----->

**DODGE**

Caliber	2007-08	L4	2.4L
---------	---------	----	------

**JEEP TRUCK**

Compass	2009-10	L4	2.0L
Compass	2007-13	L4	2.4L
Patriot	2009-10	L4	2.0L
Patriot	2007-13	L4	2.4L

**20422**

**Inlet A :** 2.875" OD Flare  
**Inlet B :** 2 Bolt Welded Flange  
**Box Size :** 33"L x 22"W x 10"H  
**Package Type :** Boxed

**Outlet A :** 2 Bolt Welded Flange  
**Weight :** 21 lbs.  
**Catalyst :** ECO III



<-----58.5" O. A. L.----->

**JEEP TRUCK**

Liberty	2004	V6	3.7L
---------	------	----	------

## 20423

**Inlet A :** 2.875" OD Pipe  
**Box Size :** 36"L x 11"W x 7"H  
**Catalyst :** ECO III

**Outlet A :** 2 Bolt Welded Flange  
**Weight :** 9 lbs.  
**Package Type :** Boxed



-----24" O. A. L.-----

### JEEP TRUCK

Liberty	2004	V6	3.7L
---------	------	----	------

## 20424

**Inlet A :** 2 Bolt Loose Flange  
**Box Size :** 45"L x 26"W x 12"H  
**Catalyst :** ECO III

**Outlet A :** 2 Bolt Welded Flange  
**Weight :** 27 lbs.  
**Package Type :** Boxed



-----56.5" O. A. L.-----

### JEEP TRUCK

Liberty	2005-07	V6	3.7L
---------	---------	----	------

## 20425

**Inlet A :** 2 Bolt Loose Flange  
**Inlet B :** 2 Bolt Loose Flange  
**Box Size :** 33"L x 22"W x 10"H  
**Package Type :** Boxed

**Outlet A :** 3" OD Pipe  
**Weight :** 20 lbs.  
**Catalyst :** ECO III



-----29" O. A. L.-----

### DODGE TRUCK

Ram 1500	2009-10	V8	4.7L
----------	---------	----	------

## 20426

**Inlet A :** 2 Bolt Loose Flange  
**Inlet B :** 2 Bolt Loose Flange  
**Box Size :** 21"L x 11"W x 44"H  
**Package Type :** Boxed

**Outlet A :** 3" OD Pipe  
**Weight :** 33 lbs.  
**Catalyst :** ECO III



-----60" O. A. L.-----

### DODGE TRUCK

Ram 2500	2009-10	V8	5.7L
Ram 3500	2009	V8	5.7L

### RAM TRUCK

2500	2011-12	V8	5.7L
------	---------	----	------

## 20427

**Inlet A :** 2 Bolt Loose Flange  
**Inlet B :** 2 Bolt Loose Flange  
**Box Size :** 33"L x 22"W x 10"H  
**Package Type :** Boxed

**Outlet A :** 2.25" Pipe  
**Weight :** 20 lbs.  
**Catalyst :** ECO III



-----39.25" O. A. L.-----

### DODGE TRUCK

Ram 1500	2008	V8	5.7L
----------	------	----	------

## 20428

**Inlet A :** 2 Bolt Loose Flange  
**Inlet B :** 2 Bolt Loose Flange  
**Box Size :** 44"L x 26"W x 12"H  
**Package Type :** Boxed

**Outlet A :** 2.5" OD Pipe  
**Weight :** 28 lbs.  
**Catalyst :** ECO III



-----52" O. A. L.-----

### DODGE TRUCK

Nitro	2008-12	V6	3.7L
-------	---------	----	------

### JEEP TRUCK

Liberty	2008-13	V6	3.7L
---------	---------	----	------

**20429**

**Inlet A :** 2 Bolt Loose Flange  
**Box Size :** 33"L x 22"W x 10"H  
**Catalyst :** ECO III

**Outlet A :** 3" OD Pipe  
**Weight :** 22 lbs.  
**Package Type :** Boxed



-----37.875" O. A. L. ----->

**DODGE TRUCK**

Ram 1500	2008	V8	4.7L
----------	------	----	------

**20433**

**Inlet A :** 2 Bolt Loose Flange  
**Box Size :** 45"L x 15"W x 11"H  
**Catalyst :** ECO III

**Outlet A :** 2.5" OD Pipe  
**Weight :** 28 lbs.  
**Package Type :** Boxed



-----59" O. A. L. ----->

**DODGE TRUCK**

Dakota	2000-03	V6	3.9L
--------	---------	----	------

**20430**

**Inlet A :** 2 Bolt Loose Flange  
**Inlet B :** 2 Bolt Loose Flange  
**Box Size :** 33"L x 22"W x 10"H  
**Package Type :** Boxed

**Outlet A :** 3" OD Pipe  
**Weight :** 20 lbs.  
**Catalyst :** ECO III



-----29.5" O. A. L. ----->

**DODGE TRUCK**

Ram 1500	2006-07	V8	5.7L
----------	---------	----	------

**20434**

**Inlet A :** 2 Bolt Loose Flange  
**Inlet B :** 2 Bolt Loose Flange  
**Box Size :** 44"L x 21"W x 11"H  
**Package Type :** Boxed

**Outlet A :** 2 Bolt Welded Flange  
**Weight :** 27 lbs.  
**Catalyst :** ECO III



-----44" O. A. L. ----->

**JEEP TRUCK**

Commander	2008-10	V6	3.7L
Grand Cherokee	2007-09	V6	3.7L

**20431**

**Inlet A :** 7 Bolt Welded Flange  
**Box Size :** 18"L x 14"W x 10"H  
**Catalyst :** ECO III

**Outlet A :** 2 Bolt Loose Flange  
**Weight :** 13 lbs.  
**Package Type :** Boxed



-----16.8125" O. A. L. ----->

**CHRYSLER**

Sebring	2007-10	V6	2.7L
---------	---------	----	------

**DODGE**

Avenger	2008-10	V6	2.7L
---------	---------	----	------

**20435**

**Inlet A :** 2 Bolt Loose Flange  
**Inlet B :** 2 Bolt Loose Flange  
**Box Size :** 33"L x 22"W x 10"H  
**Package Type :** Boxed

**Outlet A :** 2.75" OD Pipe  
**Weight :** 22 lbs.  
**Catalyst :** ECO III



-----24" O. A. L. ----->

**DODGE TRUCK**

Dakota	2008	V8	4.7L
--------	------	----	------

## 20436

**Inlet A :** 4 Bolt Welded Flange  
**Box Size :** 44"L x 26"W x 12"H  
**Catalyst :** ECO III

**Outlet A :** 2.5" OD Pipe  
**Weight :** 15 lbs.  
**Package Type :** Boxed



←-----78" O. A. L.----->

### CHRYSLER VAN

Town & Country	2008-10	V6	3.8L
----------------	---------	----	------

### DODGE VAN

Grand Caravan	2008-10	V6	3.8L
---------------	---------	----	------

### VOLKSWAGEN VAN

Routan	2009-10	V6	3.8L
--------	---------	----	------

## 20437

**Inlet A :** 2 Bolt Loose Flange  
**Box Size :** 45"L x 15"W x 11"H  
**Catalyst :** ECO III

**Outlet A :** 2.25 OD Pipe  
**Weight :** 15 lbs.  
**Package Type :** Boxed



←-----44" O. A. L.----->

### DODGE TRUCK

Ram 1500	2004-05	V6	3.7L
Ram 1500	2004-05	V8	4.7L

## 20438

**Inlet A :** 2 Bolt Loose Flange  
**Inlet B :** 2.25" ID Pipe  
**Box Size :** 33"L x 22"W x 10"H  
**Package Type :** Boxed

**Outlet A :** 2.5" OD Pipe  
**Weight :** 19 lbs.  
**Catalyst :** ECO III



←-----55.75" O. A. L.----->

### DODGE TRUCK

Ram 1500	2004-05	V6	3.7L
Ram 1500	2004-05	V8	4.7L

## 20439

**Inlet A :** 7 Bolt Welded Flange  
**Box Size :** 18"L x 15"W x 9"H  
**Catalyst :** ECO III

**Outlet A :** 2 Bolt Welded Flange  
**Weight :** 14 lbs.  
**Package Type :** Boxed



←-----18" O. A. L.----->

### CHRYSLER

Sebring	2007-10	V6	2.7L
---------	---------	----	------

### DODGE

Avenger	2008-10	V6	2.7L
---------	---------	----	------

## 20440

**Inlet A :** 2 Bolt Loose Flange  
**Box Size :** 21.75"L x 9.125"W x 32.25"H  
**Package Type :** Boxed

**Outlet A :** 2.98" OD Pipe  
**Weight :** 23 lbs.  
**Catalyst :** ECO III



←-----37.625" O. A. L.----->

### DODGE TRUCK

Ram 1500	2009-10	V8	5.7L
----------	---------	----	------

### RAM TRUCK

1500	2011-12	V8	5.7L
------	---------	----	------

## 20442

**Inlet A :** 2 Bolt Welded Flange  
**Box Size :** 19"L x 9"W x 5"H  
**Catalyst :** ECO CARB

**Outlet A :** 2 Bolt Welded Flange  
**Weight :** 9 lbs.  
**Package Type :** Boxed



←-----18" O. A. L.----->

### CHRYSLER

200	2011-14	V6	3.6L
-----	---------	----	------

### CHRYSLER VAN

Town & Country	2011-16	V6	3.6L
----------------	---------	----	------

**20442 (CONT'D)**

<b>DODGE</b>			
Avenger	2011-14	V6	3.6L
<b>DODGE TRUCK</b>			
Journey	2011-16	V6	3.6L
<b>DODGE VAN</b>			
Grand Caravan	2011-16	V6	3.6L
<b>RAM VAN</b>			
C/V	2012-15	V6	3.6L
<b>VOLKSWAGEN VAN</b>			
Routan	2011-14	V6	3.6L

**20443**

**Inlet A** : 2 Bolt Welded Flange  
**Box Size** : 19"L x 9"W x 5"H  
**Catalyst** : ECO CARB

**Outlet A** : 2 Bolt Welded Flange  
**Weight** : 9 lbs.  
**Package Type** : Boxed



-----18" O. A. L.-----

<b>CHRYSLER</b>			
200	2011-14	V6	3.6L
<b>CHRYSLER VAN</b>			
Town & Country	2011-16	V6	3.6L
<b>DODGE</b>			
Avenger	2011-14	V6	3.6L
<b>DODGE TRUCK</b>			
Journey	2011-16	V6	3.6L
<b>DODGE VAN</b>			
Grand Caravan	2011-16	V6	3.6L
<b>RAM VAN</b>			
C/V	2012-15	V6	3.6L
<b>VOLKSWAGEN VAN</b>			
Routan	2011-14	V6	3.6L

**20444**

**Inlet A** : 2 Bolt Loose Flange  
**Inlet B** : 2 Bolt Loose Flange  
**Box Size** : 33"L x 22"W x 10"H  
**Package Type** : Boxed

**Outlet A** : 2.9375" OD Pipe  
**Weight** : 21 lbs.  
**Catalyst** : ECO III



-----31" O. A. L.-----

**20444 (CONT'D)**

<b>DODGE TRUCK</b>			
Ram 1500	2006-08	V6	3.7L
Ram 1500	2006-07	V8	4.7L

**20445**

**Inlet A** : 6 Bolt Welded Flange  
**Box Size** : 18"L x 14"W x 10"H  
**Catalyst** : ECO CARB

**Outlet A** : 2 Bolt Loose Flange  
**Weight** : 12 lbs.  
**Package Type** : Boxed



-----18" O. A. L.-----

<b>CHRYSLER</b>			
Sebring	2007-10	V6	3.5L
<b>CHRYSLER TRUCK</b>			
Pacifica	2008	V6	4.0L
<b>CHRYSLER VAN</b>			
Town & Country	2008-10	V6	4.0L
<b>DODGE</b>			
Avenger	2008-10	V6	3.5L
<b>DODGE TRUCK</b>			
Journey	2009-10	V6	3.5L
<b>DODGE VAN</b>			
Grand Caravan	2008-10	V6	4.0L
<b>VOLKSWAGEN VAN</b>			
Routan	2009-10	V6	4.0L

**20446**

**Inlet A** : 6 Bolt Welded Flange  
**Box Size** : 18"L x 14"W x 10"H  
**Catalyst** : ECO CARB

**Outlet A** : 2 Bolt Welded Flange  
**Weight** : 12 lbs.  
**Package Type** : Boxed



-----18" O. A. L.-----

<b>CHRYSLER</b>			
Sebring	2007-10	V6	3.5L
<b>CHRYSLER TRUCK</b>			
Pacifica	2007-08	V6	4.0L
<b>CHRYSLER VAN</b>			
Town & Country	2008-10	V6	4.0L

## 20446 (CONT'D)

### DODGE

Avenger 2008-10 V6 3.5L

### DODGE TRUCK

Journey 2009-10 V6 3.5L

### DODGE VAN

Grand Caravan 2008-10 V6 4.0L

### VOLKSWAGEN VAN

Routan 2009-10 V6 4.0L

## 20447

**Inlet A** : 4 Bolt Welded Flange  
**Box Size** : 6"L x 10"W x 6"H  
**Package Type** : Boxed

**Outlet A** : 2.5" OD Pipe  
**Weight** : 12 lbs.



-----34" O. A. L.-----

### CHRYSLER TRUCK

Pacifica 2005 V6 3.8L

Pacifica 2007-08 V6 3.8L

## 20448

**Inlet A** : 45 Deg. Flare  
**Box Size** : 7"L x 11"W x 7"H  
**Package Type** : Boxed

**Outlet A** : 2.25" OD Pipe  
**Weight** : 13 lbs.



-----46.63" O. A. L.-----

### CHRYSLER

Concorde 1998-01 V6 3.2L

Concorde 2002-04 V6 3.5L

LHS 1999-01 V6 3.5L

### DODGE

Intrepid 1998-00 V6 3.2L

Intrepid 2002-04 V6 3.5L

## 20449

**Inlet A** : 2 Bolt Loose Flange  
**Inlet B** : 2 Bolt Loose Flange  
**Box Size** : 11"L x 26"W x 11"H

**Outlet A** : 2.5" OD Pipe  
**Weight** : 18 lbs.  
**Package Type** : Boxed



-----61.5" O. A. L.-----

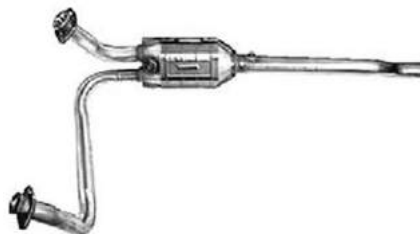
### DODGE TRUCK

Durango 2000-03 V8 5.9L

## 20450

**Inlet A** : 2 Bolt Loose Flange  
**Inlet B** : 2 Bolt Loose Flange  
**Box Size** : 11"L x 26"W x 11"H

**Outlet A** : 2.5" OD Pipe  
**Weight** : 21 lbs.  
**Package Type** : Boxed



-----60.5" O. A. L.-----


### DODGE TRUCK

Ram 1500 2002-03 V8 4.7L

## 20451

**Inlet A** : 2 Bolt Loose Flange  
**Inlet B** : 2 Bolt Loose Flange  
**Box Size** : 11"L x 26"W x 11"H

**Outlet A** : 2.5" OD Pipe  
**Weight** : 17 lbs.  
**Package Type** : Boxed



-----59.25" O. A. L.-----

### DODGE TRUCK

Dakota 2001-03 V8 4.7L

**20452**

**Inlet A :** 2 Bolt Loose Flange  
**Inlet B :** 2 Bolt Loose Flange  
**Box Size :** 11"L x 26"W x 11"H

**Outlet A :** 3" OD Pipe  
**Weight :** 23 lbs.  
**Package Type :** Boxed



-----62.75" O. A. L.-----

**DODGE TRUCK**

Ram 1500	2003	V8	5.7L
----------	------	----	------

**20453**

**Inlet A :** 2 Bolt Loose Flange  
**Inlet B :** 2 Bolt Loose Flange  
**Box Size :** 11"L x 26"W x 11"H

**Outlet A :** 2.5" OD Pipe  
**Weight :** 17 lbs.  
**Package Type :** Boxed



-----61.75" O. A. L.-----

**DODGE TRUCK**

Durango	2000-03	V8	4.7L
---------	---------	----	------

**20454**

**Inlet A :** 2 Bolt Loose Flange  
**Box Size :** 10"L x 20"W x 10"H  
**Package Type :** Boxed

**Outlet A :** 2.2" OD Pipe  
**Weight :** 11 lbs.



-----52" O. A. L.-----

**CHRYSLER**

300	2011-12	V6	3.6L
-----	---------	----	------

**DODGE**

Challenger	2011-12	V6	3.6L
Charger	2011-12	V6	3.6L

**20455**

**Inlet A :** 2 Bolt Loose Flange  
**Box Size :** 10"L x 20"W x 10"H  
**Package Type :** Boxed

**Outlet A :** 2.2" OD Pipe  
**Weight :** 14 lbs.



-----52" O. A. L.-----

**CHRYSLER**

300	2011-12	V6	3.6L
-----	---------	----	------

**DODGE**

Challenger	2011-12	V6	3.6L
Charger	2011-12	V6	3.6L

**20456**

**Inlet A :** 2 Bolt Welded Flange  
**Box Size :** 8"L x 22"W x 8"H  
**Package Type :** Boxed

**Outlet A :** 2.75" OD Pipe  
**Weight :** 18 lbs.



-----47" O. A. L.-----

**DODGE**

Charger	2006-10	V8	6.1L
---------	---------	----	------

**20457**

**Inlet A :** 2 Bolt Loose Flange  
**Box Size :** 45"L x 26"W x 13"H  
**Catalyst :** ECO III

**Outlet A :** 2.5" OD Pipe  
**Weight :** 36 lbs.  
**Package Type :** Boxed



-----57" O. A. L.-----

**DODGE TRUCK**

Nitro	2007-11	V6	4.0L
-------	---------	----	------



**30026**

**Inlet A** : 2 Bolt Welded Flange  
**Box Size** : 36"L x 11"W x 7"H  
**Catalyst** : Standard

**Outlet A** : 2 Bolt Loose Flange  
**Weight** : 9 lbs.  
**Package Type** : Boxed



-----20" O. A. L.-----

**MERCURY**

Cougar	1980-82	L6	3.3L
Cougar	1982	V6	3.8L
Cougar	1980-82	V8	4.2L
Cougar	1980-81	V8	5.0L

**30032**

**Inlet A** : 2 Bolt Welded Flange  
**Box Size** : 32"L x 22"W x 10"H  
**Catalyst** : Standard

**Outlet A** : 2 Bolt Loose Flange  
**Weight** : 12 lbs.  
**Package Type** : Boxed



**FORD**

LTD	1983	L6	3.3L
LTD	1983-84	V6	3.8L
Mustang	1983	V6	3.8L
Mustang	1981-82	V8	4.2L
Thunderbird	1982-83	V6	3.8L

**LINCOLN**

Continental	1982	V6	3.8L
Town Car	1982	V8	5.0L

**MERCURY**

Capri	1983	V6	3.8L
Capri	1981-82	V8	4.2L
Capri	1982	V8	5.0L
Cougar	1982-83	V6	3.8L
Marquis	1983	V6	3.8L

**30172**

**Inlet A** : 2.5" ID Pipe  
**Box Size** : 30"L x 8"W x 6"H  
**Catalyst** : Standard

**Outlet A** : 2.5" OD Pipe  
**Weight** : 9 lbs.  
**Package Type** : Boxed



-----24" O. A. L.-----

**FORD TRUCK**

Bronco	1978-79	V8	5.8L
--------	---------	----	------

**30176**

**Inlet A** : 2.5" OD Pipe  
**Box Size** : 24"L x 8"W x 5"H  
**Catalyst** : Standard

**Outlet A** : 2.25" OD Pipe  
**Weight** : 11 lbs.  
**Package Type** : Boxed



-----38" O. A. L.-----

**FORD TRUCK**

Bronco	1980-83	L6	4.9L
Bronco	1980-83	V8	5.0L
Bronco	1980-83	V8	5.8L
F-100	1981-82	V8	4.2L
F-100	1980-83	L6	4.9L
F-100	1980-83	V8	5.0L
F-100	1981	V8	5.8L
F-150	1980-83	L6	4.9L
F-150	1980-83	V8	5.0L
F-150	1980-83	V8	5.8L
F-250	1980-83	L6	4.9L
F-250	1980-83	V8	5.0L
F-250	1980-83	V8	5.8L
F-350	1980-83	V8	5.8L
F-350	1980-82	V8	6.6L

**FORD VAN**

E-150 Econoline	1977	L6	4.9L
E-150 Econoline Club Wagon	1977-78	L6	4.9L
E-250 Econoline	1977	L6	4.9L
E-250 Econoline Club Wagon	1977-78	L6	4.9L
E-350 Econoline	1977	L6	4.9L
E-350 Econoline Club Wagon	1977-78	L6	4.9L

**30179**

**Inlet A** : 2 Bolt Welded Flange  
**Box Size** : 24"L x 8"W x 5"H  
**Catalyst** : Standard

**Outlet A** : 2 Bolt Welded Flange  
**Weight** : 9 lbs.  
**Package Type** : Boxed



-----22" O. A. L.-----

**FORD TRUCK**

Bronco II	1984-85	V6	2.8L
Ranger	1983-85	V6	2.8L

**30186**

**Inlet A** : 2 Bolt Loose Flange  
**Box Size** : 30"L x 8"W x 6"H  
**Catalyst** : Standard

**Outlet A** : 2 Bolt Loose Flange  
**Weight** : 10 lbs.  
**Package Type** : Boxed



-----34" O. A. L.-----

**FORD TRUCK**

Ranger	1985-86	L4	2.0L
Ranger	1985-86	L4	2.3L

**30183**

**Inlet A** : 2 Bolt Loose Flange  
**Box Size** : 30"L x 8"W x 6"H  
**Catalyst** : Standard

**Outlet A** : 2 Bolt Loose Flange  
**Weight** : 15 lbs.  
**Package Type** : Boxed



-----37" O. A. L.-----

**FORD TRUCK**

Ranger	1983	L4	2.0L
Ranger	1987-88	L4	2.0L
Ranger	1983	L4	2.3L
Ranger	1987-88	L4	2.3L

**30188**

**Inlet A** : 2 Bolt Welded Flange  
**Box Size** : 30"L x 8"W x 6"H  
**Catalyst** : Standard

**Outlet A** : 2 Bolt Loose Flange  
**Weight** : 10 lbs.  
**Package Type** : Boxed



-----29" O. A. L.-----

**FORD**

Mustang	1983-85	V8	5.0L
---------	---------	----	------

**MERCURY**

Capri	1983-86	V8	5.0L
-------	---------	----	------

**30185**

**Inlet A** : 2 Bolt Loose Flange  
**Box Size** : 45"L x 15"W x 11"H  
**Catalyst** : Standard

**Outlet A** : 2 Bolt Welded Flange  
**Weight** : 11 lbs.  
**Package Type** : Boxed



-----46" O. A. L.-----

**FORD VAN**

Aerostar	1986-87	L4	2.3L
----------	---------	----	------

**30189**

**Inlet A** : 2 Bolt Loose Flange  
**Box Size** : 43"L x 21"W x 11"H  
**Catalyst** : Standard

**Outlet A** : 2 Bolt Loose Flange  
**Weight** : 14 lbs.  
**Package Type** : Boxed



-----39" O. A. L.-----

**FORD**

Fairmont	1983	L4	2.3L
LTD	1983-86	L4	2.3L
Mustang	1983-86	L4	2.3L

**MERCURY**

Capri	1984-86	L4	2.3L
-------	---------	----	------

## 30189 (CONT'D)

### MERCURY (CONT'D)

Marquis	1984-86	L4	2.3L
---------	---------	----	------

## 30190

**Inlet A** : 2 Bolt Loose Flange  
**Box Size** : 36"L x 11"W x 7"H  
**Catalyst** : Standard

**Outlet A** : 2 Bolt Loose Flange  
**Weight** : 15 lbs.  
**Package Type** : Boxed



←-----48" O. A. L.-----→

### FORD

Mustang	1983-85	L4	2.3L
Thunderbird	1983-86	L4	2.3L

### MERCURY

Capri	1983-84	L4	2.3L
Cougar	1984-86	L4	2.3L

## 30195

**Inlet A** : 2 Bolt Loose Flange  
**Box Size** : 30"L x 8"W x 6"H  
**Catalyst** : Standard

**Outlet A** : 2" OD Pipe  
**Weight** : 10 lbs.  
**Package Type** : Boxed



←-----25.75" O. A. L.-----→

### FORD

Escort	1985-86	L4	1.9L
EXP	1986	L4	1.9L
Tempo	1985-94	L4	2.3L


### MERCURY

Lynx	1985-86	L4	1.9L
Topaz	1984-94	L4	2.3L

## 30196

**Inlet A** : 2 Bolt Loose Flange  
**Box Size** : 24"L x 8"W x 5"H  
**Catalyst** : Standard

**Outlet A** : 2" OD Pipe  
**Weight** : 10 lbs.  
**Package Type** : Boxed



←-----34" O. A. L.-----→

### FORD

Taurus	1986-90	L4	2.5L
--------	---------	----	------

### MERCURY

Sable	1986	L4	2.5L
-------	------	----	------

## 30203

**Inlet A** : 2 Bolt Loose Flange  
**Box Size** : 24"L x 8"W x 5"H  
**Catalyst** : Standard

**Outlet A** : 2 Bolt Welded Flange  
**Weight** : 13 lbs.  
**Package Type** : Boxed



←-----30" O. A. L.-----→

### FORD

LTD	1983-85	V8	5.0L
-----	---------	----	------

### LINCOLN

Mark VI	1980-83	V8	5.0L
Town Car	1981-85	V8	5.0L

### MERCURY

Grand Marquis	1983-85	V8	5.0L
---------------	---------	----	------

## 30204

**Inlet A** : 2 Bolt Loose Flange  
**Box Size** : 30"L x 8"W x 6"H  
**Catalyst** : Standard

**Outlet A** : 2 Bolt Welded Flange  
**Weight** : 11 lbs.  
**Package Type** : Boxed



←-----33.5" O. A. L.-----→

### FORD

LTD	1981-86	V8	5.0L
-----	---------	----	------

**30204 (CONT'D)**

**FORD (CONT'D)**

LTD Crown Victoria	1987-91	V8	5.0L
--------------------	---------	----	------

**LINCOLN**

Mark VI	1980-83	V8	5.0L
Town Car	1981-85	V8	5.0L

**MERCURY**

Grand Marquis	1983-85	V8	5.0L
---------------	---------	----	------

**30205**

**Inlet A : 2 Bolt Loose Flange**  
**Box Size : 30"L x 8"W x 6"H**  
**Catalyst : Standard**

**Outlet A : 2 Bolt Welded Flange**  
**Weight : 11 lbs.**  
**Package Type : Boxed**



-----33.5" O. A. L.-----

**FORD**

LTD	1986	V8	5.0L
LTD Crown Victoria	1987-91	V8	5.0L

**MERCURY**

Colony Park	1987-91	V8	5.0L
Grand Marquis	1986-91	V8	5.0L

**30222**

**Inlet A : 2 Bolt Welded Flange**  
**Box Size : 36"L x 11"W x 7"H**  
**Catalyst : Standard**

**Outlet A : 2 Bolt Loose Flange**  
**Weight : 9 lbs.**  
**Package Type : Boxed**



-----23" O. A. L.-----

**FORD**

LTD	1985-86	V6	3.8L
Mustang	1984-86	V6	3.8L
Thunderbird	1983-88	V6	3.8L


**MERCURY**

Capri	1984-86	V6	3.8L
Cougar	1984-88	V6	3.8L
Cougar	1984-88	V8	5.0L
Marquis	1984-86	V6	3.8L

**30226**

**Inlet A : 2 Bolt Loose Flange**  
**Box Size : 24"L x 8"W x 5"H**  
**Catalyst : Standard**

**Outlet A : 2 Bolt Loose Flange**  
**Weight : 8 lbs.**  
**Package Type : Boxed**



-----21" O. A. L.-----

**FORD**

Granada	1977	L6	3.3L
Granada	1977-79	L6	4.1L
Granada	1977-79	V8	5.0L
Granada	1977	V8	5.8L
Maverick	1977	L6	3.3L
Maverick	1977	L6	4.1L
Maverick	1977	V8	5.0L
Pinto	1977-78	L4	2.3L
Pinto	1977-78	V6	2.8L

**MERCURY**

Bobcat	1977-79	L4	2.3L
Bobcat	1977-79	V6	2.8L
Comet	1977	L6	3.3L
Comet	1977	L6	4.1L
Comet	1977	V8	5.0L
Monarch	1977	L6	3.3L
Monarch	1977-80	L6	4.1L
Monarch	1980	V8	4.2L
Monarch	1977-80	V8	5.0L
Monarch	1977	V8	5.8L

**30227**

**Inlet A : 2 Bolt Welded Flange**  
**Box Size : 24"L x 8"W x 5"H**  
**Catalyst : Standard**

**Outlet A : 2 Bolt Loose Flange**  
**Weight : 9 lbs.**  
**Package Type : Boxed**



-----21.5" O. A. L.-----

**FORD**

Granada	1980	L6	4.1L
---------	------	----	------

**BUYERS GUIDE**

## 30236

**Inlet A** : 2 Bolt Loose Flange  
**Box Size** : 42"L x 10"W x 7"H  
**Catalyst** : Standard

**Outlet A** : 2.25" OD Pipe  
**Weight** : 15 lbs.  
**Package Type** : Boxed



←-----60" O. A. L.----->

### FORD TRUCK

F-150	1984-86	L6	4.9L
F-250	1984-86	L6	4.9L
F-350	1984-86	L6	4.9L


### FORD VAN

E-150 Econoline	1984-86	L6	4.9L
E-150 Econoline Club Wagon	1984-86	L6	4.9L
E-250 Econoline	1984-86	L6	4.9L
E-250 Econoline Club Wagon	1984-86	L6	4.9L
E-350 Econoline	1984-86	L6	4.9L
E-350 Econoline Club Wagon	1984-86	L6	4.9L

## 30241

**Inlet A** : 2 Bolt Loose Flange  
**Box Size** : 57"L x 27"W x 12"H  
**Catalyst** : Standard

**Outlet A** : 2 Bolt Loose Flange  
**Weight** : 27 lbs.  
**Package Type** : Unboxed



←-----53" O. A. L.----->

### FORD

Mustang	1986-93	V8	5.0L
---------	---------	----	------

### MERCURY

Capri	1986	V8	5.0L
-------	------	----	------

## 30243

**Inlet A** : 2 Bolt Loose Flange  
**Inlet B** : 2 Bolt Loose Flange  
**Box Size** : 32"L x 22"W x 10"H  
**Package Type** : Boxed

**Outlet A** : 2 Bolt Loose Flange  
**Weight** : 17 lbs.  
**Catalyst** : Standard



←-----36" O. A. L.----->

### FORD

LTD	1984	V6	3.8L
LTD	1986	V6	3.8L
Mustang	1983-86	V6	3.8L
Mustang	1983-85	V8	5.0L
Thunderbird	1984-88	V6	3.8L
Thunderbird	1986-88	V8	5.0L

### MERCURY

Capri	1984-86	V6	3.8L
Capri	1986	V8	5.0L
Cougar	1985-88	V6	3.8L
Cougar	1984-88	V8	5.0L
Marquis	1984-86	V6	3.8L

## 30244

**Inlet A** : 2 Bolt Loose Flange  
**Box Size** : 19"L x 9"W x 5"H  
**Catalyst** : Standard

**Outlet A** : 2" OD Pipe  
**Weight** : 7 lbs.  
**Package Type** : Boxed



←-----15" O. A. L.----->

### FORD

Taurus	1988-90	V6	3.8L
--------	---------	----	------

### LINCOLN

Continental	1988-90	V6	3.8L
-------------	---------	----	------

### MERCURY

Sable	1989-90	V6	3.8L
-------	---------	----	------

**30245**

**Inlet A** : 2 Bolt Loose Flange  
**Box Size** : 36"L x 11"W x 7"H  
**Catalyst** : Standard

**Outlet A** : 2 Bolt Loose Flange  
**Weight** : 14 lbs.  
**Package Type** : Boxed



-----53" O. A. L.-----

**FORD**

Mustang	1987-93	L4	2.3L
---------	---------	----	------

**30246**

**Inlet A** : 2 Bolt Loose Flange  
**Inlet B** : 2 Bolt Loose Flange  
**Box Size** : 32"L x 21"W x 17"H  
**Package Type** : Boxed

**Outlet A** : 2 Bolt Welded Flange  
**Weight** : 16 lbs.  
**Catalyst** : Standard



-----27.5" O. A. L.-----

**FORD**

Taurus	1986-94	V6	3.0L
--------	---------	----	------

**MERCURY**

Sable	1986-93	V6	3.0L
-------	---------	----	------

**30247**

**Inlet A** : 2 Bolt Loose Flange  
**Box Size** : 36"L x 11"W x 7"H  
**Catalyst** : Standard

**Outlet A** : 2 Bolt Loose Flange  
**Weight** : 9 lbs.  
**Package Type** : Boxed



-----24" O. A. L.-----

**FORD**

Escort	1991-96	L4	1.9L
--------	---------	----	------

**MERCURY**

Tracer	1991-95	L4	1.9L
--------	---------	----	------

**30250**

**Inlet A** : 2 Bolt Loose Flange  
**Inlet B** : 2 Bolt Loose Flange  
**Box Size** : 44"L x 26"W x 12"H  
**Package Type** : Boxed

**Outlet A** : 2.5" OD Pipe  
**Weight** : 25 lbs.  
**Catalyst** : Standard



-----71" O. A. L.-----

**FORD VAN**

E-150 Econoline	1987-94	L6	4.9L
E-150 Econoline Club Wagon	1987-94	L6	4.9L
E-250 Econoline	1987-94	L6	4.9L
E-250 Econoline Club Wagon	1987-90	L6	4.9L
E-350 Econoline	1987-94	L6	4.9L
E-350 Econoline Club Wagon	1987-94	L6	4.9L

**30251**

**Inlet A** : 2 Bolt Loose Flange  
**Inlet B** : 2 Bolt Loose Flange  
**Box Size** : 44"L x 26"W x 12"H  
**Package Type** : Boxed

**Outlet A** : 2.5" OD Pipe  
**Weight** : 26 lbs.  
**Catalyst** : Standard



-----58" O. A. L.-----

**FORD VAN**

E-150 Econoline	1986-95	V8	5.0L
E-150 Econoline Club Wagon	1986-95	V8	5.0L
E-250 Econoline	1986-91	V8	5.0L

**30254**

**Inlet A** : 3 Bolt Welded Flange  
**Box Size** : 30"L x 8"W x 6"H  
**Catalyst** : Standard

**Outlet A** : 2 Bolt Welded Flange  
**Weight** : 13 lbs.  
**Package Type** : Boxed



-----28" O. A. L.-----

**FORD TRUCK**

Bronco II	1986-87	V6	2.9L
-----------	---------	----	------

**30254 (CONT'D)**

**FORD TRUCK (CONT'D)**

Ranger	1986-87	V6	2.9L
--------	---------	----	------

**30255**

**Inlet A :** 2 Bolt Loose Flange  
**Inlet B :** 2 Bolt Loose Flange  
**Box Size :** 44"L x 26"W x 12"H  
**Package Type :** Boxed

**Outlet A :** 2 Bolt Loose Flange  
**Weight :** 24 lbs.  
**Catalyst :** ECO II



-----54" O. A. L.-----

**FORD VAN**

Aerostar	1986-89	V6	3.0L
----------	---------	----	------

**30256**

**Inlet A :** 2 Bolt Loose Flange  
**Box Size :** 24"L x 8"W x 5"H  
**Catalyst :** Standard

**Outlet A :** 2 Bolt Loose Flange  
**Weight :** 8 lbs.  
**Package Type :** Boxed



-----17" O. A. L.-----

**FORD**

Probe	1989-92	L4	2.2L
-------	---------	----	------

**MAZDA**

626	1988-92	L4	2.2L
MX-6	1988-92	L4	2.2L

**30257 (CONT'D)**

**MAZDA**

626	1988-92	L4	2.2L
MX-6	1988-92	L4	2.2L

**30259**

**Inlet A :** 4 Bolt Welded Flange  
**Box Size :** 30"L x 8"W x 6"H  
**Catalyst :** ECO II

**Outlet A :** 2.5" OD Pipe  
**Weight :** 14 lbs.  
**Package Type :** Boxed



-----29" O. A. L.-----

**FORD MEDIUM/HEAVY TRUCK**

F Super Duty	1990-95	V8	7.5L
--------------	---------	----	------

**FORD TRUCK**

F-150	1993	V8	5.8L
F-150	1995	V8	5.8L
F-250	1987-94	V8	5.8L
F-250	1996-97	V8	5.8L
F-350	1988-95	V8	7.5L

**FORD VAN**

E-150 Econoline	1988-95	V8	5.8L
E-150 Econoline Club Wagon	1988-95	V8	5.8L
E-250 Econoline	1988-95	V8	5.8L
E-250 Econoline Club Wagon	1988-91	V8	5.8L
E-350 Econoline	1988-95	V8	5.8L
E-350 Econoline	1987-95	V8	7.5L
E-350 Econoline Club Wagon	1992	L6	4.9L
E-350 Econoline Club Wagon	1988-95	V8	5.8L
E-350 Econoline Club Wagon	1987-95	V8	7.5L

**30257**

**Inlet A :** 2 Bolt Welded Flange  
**Box Size :** 19"L x 9"W x 5"H  
**Catalyst :** Standard

**Outlet A :** 2 Bolt Welded Flange  
**Weight :** 10 lbs.  
**Package Type :** Boxed



-----17" O. A. L.-----

**FORD**

Probe	1989-92	L4	2.2L
-------	---------	----	------

**30261**

**Inlet A :** 2 Bolt Welded Flange  
**Box Size :** 36"L x 11"W x 7"H  
**Catalyst :** Standard

**Outlet A :** 2 Bolt Loose Flange  
**Weight :** 10 lbs.  
**Package Type :** Boxed



-----28" O. A. L.-----

**LINCOLN**

Continental	1985-87	V8	5.0L
Mark VII	1986-87	V8	5.0L

**30268**

**Inlet A :** 2 Bolt Loose Flange  
**Box Size :** 32"L x 22"W x 10"H  
**Catalyst :** Standard

**Outlet A :** 2 Bolt Loose Flange  
**Weight :** 10 lbs.  
**Package Type :** Boxed



-----33" O. A. L.-----

**FORD**

LTD	1986	V8	5.8L
-----	------	----	------

**LINCOLN**

Town Car	1986-90	V8	5.0L
----------	---------	----	------

**30269**

**Inlet A :** 2 Bolt Loose Flange  
**Box Size :** 36"L x 11"W x 7"H  
**Catalyst :** Standard

**Outlet A :** 2 Bolt Loose Flange  
**Weight :** 11 lbs.  
**Package Type :** Boxed



-----30.5" O. A. L.-----

**FORD**

LTD	1986	V8	5.8L
-----	------	----	------

**LINCOLN**

Town Car	1986-90	V8	5.0L
----------	---------	----	------

**30270**

**Inlet A :** 2 Bolt Loose Flange  
**Box Size :** 30"L x 8"W x 6"H  
**Catalyst :** Standard

**Outlet A :** 2 Bolt Loose Flange  
**Weight :** 9 lbs.  
**Package Type :** Boxed



-----27" O. A. L.-----

**FORD**

Probe	1990-92	V6	3.0L
-------	---------	----	------

**30271**

**Inlet A :** 2 Bolt Loose Flange  
**Box Size :** 42"L x 10"W x 7"H  
**Catalyst :** Standard

**Outlet A :** 2.25" OD Pipe  
**Weight :** 15 lbs.  
**Package Type :** Boxed



-----26" O. A. L.-----

**FORD TRUCK**

Bronco	1984-86	L6	4.9L
--------	---------	----	------

**30275**

**Inlet A :** 2 Bolt Loose Flange  
**Box Size :** 44"L x 26"W x 12"H  
**Catalyst :** Standard

**Outlet A :** 2.25" OD Pipe  
**Weight :** 27 lbs.  
**Package Type :** Boxed



-----56" O. A. L.-----

**FORD TRUCK**

Bronco	1991-95	V8	5.0L
F-150	1985-86	V8	5.0L
F-150	1991-95	V8	5.0L
F-250	1985-95	V8	5.0L

**30276**

**Inlet A :** 2 Bolt Loose Flange  
**Box Size :** 44"L x 26"W x 12"H  
**Catalyst :** Standard

**Outlet A :** 2.25" OD Pipe  
**Weight :** 27 lbs.  
**Package Type :** Boxed



-----52" O. A. L.-----

**FORD TRUCK**

Bronco	1988-93	V8	5.8L
F-150	1988-95	V8	5.8L
F-250	1988-95	V8	5.8L



## 30277

**Inlet A :** 2 Bolt Loose Flange  
**Box Size :** 44"L x 26"W x 12"H  
**Catalyst :** Standard

**Outlet A :** 2.25" OD Pipe  
**Weight :** 25 lbs.  
**Package Type :** Boxed



←-----67" O. A. L.----->

### FORD TRUCK

Bronco	1987-92	L6	4.9L
F-150	1987-94	L6	4.9L
F-250	1987-95	L6	4.9L
F-250	1995	V8	4.9L
F-350	1987-95	L6	4.9L

## 30285

**Inlet A :** 2 Bolt Loose Flange  
**Box Size :** 42"L x 10"W x 7"H  
**Catalyst :** Standard

**Outlet A :** 2" ID Pipe  
**Weight :** 10 lbs.  
**Package Type :** Boxed



←-----38" O. A. L.----->

### FORD

Thunderbird	1989-90	V6	3.8L
-------------	---------	----	------

### MERCURY

Cougar	1989-90	V6	3.8L
--------	---------	----	------

## 30283

**Inlet A :** 2 Bolt Loose Flange  
**Box Size :** 42"L x 10"W x 7"H  
**Catalyst :** Standard

**Outlet A :** 2 Bolt Welded Flange  
**Weight :** 12 lbs.  
**Package Type :** Boxed



←-----38.5" O. A. L.----->

### FORD TRUCK

Ranger	1989-94	L4	2.3L
--------	---------	----	------

## 30286

**Inlet A :** 2 Bolt Loose Flange  
**Box Size :** 36"L x 11"W x 7"H  
**Catalyst :** Standard

**Outlet A :** 2 Bolt Loose Flange  
**Weight :** 10 lbs.  
**Package Type :** Boxed



←-----30.5" O. A. L.----->

### FORD

Crown Victoria	1992-94	V8	4.6L
----------------	---------	----	------

### LINCOLN

Town Car	1991-94	V8	4.6L
----------	---------	----	------

### MERCURY

Grand Marquis	1992-94	V8	4.6L
---------------	---------	----	------

## 30284

**Inlet A :** 2 Bolt Loose Flange  
**Box Size :** 42"L x 10"W x 7"H  
**Catalyst :** Standard

**Outlet A :** 2" OD Pipe  
**Weight :** 10 lbs.  
**Package Type :** Boxed



←-----41" O. A. L.----->

### FORD

Thunderbird	1989-90	V6	3.8L
-------------	---------	----	------

### MERCURY

Cougar	1989-90	V6	3.8L
--------	---------	----	------

## 30287

**Inlet A :** 2 Bolt Loose Flange  
**Box Size :** 36"L x 11"W x 7"H  
**Catalyst :** Standard

**Outlet A :** 2 Bolt Loose Flange  
**Weight :** 10 lbs.  
**Package Type :** Boxed



←-----31" O. A. L.----->

### FORD

Crown Victoria	1992-94	V8	4.6L
----------------	---------	----	------

**30287 (CONT'D)**

**LINCOLN**

Town Car	1991-94	V8	4.6L
----------	---------	----	------

**MERCURY**

Grand Marquis	1992-94	V8	4.6L
---------------	---------	----	------

**30288**

**Inlet A** : 3 Bolt Welded Flange  
**Box Size** : 30"L x 8"W x 6"H  
**Catalyst** : Standard

**Outlet A** : 2 Bolt Loose Flange  
**Weight** : 13 lbs.  
**Package Type** : Boxed



←-----28" O. A. L.-----→

**FORD TRUCK**

Explorer	1991-94	V6	4.0L
Ranger	1991-94	V6	3.0L
Ranger	1990-94	V6	4.0L

**MAZDA TRUCK**

B4000	1994	V6	4.0L
Navajo	1991-94	V6	4.0L

**30289**

**Inlet A** : 2 Bolt Welded Flange  
**Box Size** : 42"L x 10"W x 7"H  
**Catalyst** : Standard

**Outlet A** : 2 Bolt Loose Flange  
**Weight** : 13 lbs.  
**Package Type** : Boxed



←-----41" O. A. L.-----→

**MERKUR**

Scorpio	1988-89	V6	2.9L
---------	---------	----	------

**30290**

**Inlet A** : 2 Bolt Loose Flange  
**Box Size** : 52"L x 10"W x 13"H  
**Catalyst** : Standard

**Outlet A** : 2 Bolt Loose Flange  
**Weight** : 14 lbs.  
**Package Type** : Unboxed



←-----52" O. A. L.-----→

**FORD**

Thunderbird	1987-88	L4	2.3L
-------------	---------	----	------

**30291**

**Inlet A** : 3 Bolt Welded Flange  
**Box Size** : 36"L x 11"W x 7"H  
**Catalyst** : Standard

**Outlet A** : 2 Bolt Welded Flange  
**Weight** : 14 lbs.  
**Package Type** : Boxed



←-----27" O. A. L.-----→

**FORD TRUCK**

Bronco II	1988-90	V6	2.9L
Ranger	1988-92	V6	2.9L

**30293**

**Inlet A** : 3 Bolt Welded Flange  
**Box Size** : 36"L x 11"W x 7"H  
**Catalyst** : Standard

**Outlet A** : 2 Bolt Loose Flange  
**Weight** : 15 lbs.  
**Package Type** : Boxed



←-----33" O. A. L.-----→

**FORD TRUCK**

Explorer	1995	V6	4.0L
----------	------	----	------

**30294**

**Inlet A** : 2 Bolt Loose Flange  
**Inlet B** : 2 Bolt Loose Flange  
**Box Size** : 45"L x 15"W x 11"H  
**Package Type** : Boxed

**Outlet A** : 2 Bolt Loose Flange  
**Weight** : 20 lbs.  
**Catalyst** : Standard



-----40.75" O. A. L.-----

**FORD**

Taurus	1991-95	V6	3.8L
--------	---------	----	------

**LINCOLN**

Continental	1990-94	V6	3.8L
-------------	---------	----	------

**MERCURY**

Sable	1991-95	V6	3.8L
-------	---------	----	------

**30297 (CONT'D)**

**MERCURY**

Lynx	1986-87	L4	1.9L
------	---------	----	------

**30299**

**Inlet A** : 2 Bolt Loose Flange  
**Inlet B** : 2 Bolt Loose Flange  
**Box Size** : 55"L x 26"W x 10"H  
**Catalyst** : Standard

**Outlet A** : 2 Bolt Loose Flange  
**Outlet B** : 2 Bolt Loose Flange  
**Weight** : 26 lbs.  
**Package Type** : Unboxed



-----55" O. A. L.-----

**FORD**

Mustang	1994-95	V8	5.0L
---------	---------	----	------

**30296**

**Inlet A** : 2 Bolt Loose Flange  
**Box Size** : 30"L x 8"W x 6"H  
**Catalyst** : Standard

**Outlet A** : 2" OD Pipe  
**Weight** : 8 lbs.  
**Package Type** : Boxed



-----25.5" O. A. L.-----

**FORD**

Tempo	1992-94	V6	3.0L
-------	---------	----	------

**MERCURY**

Topaz	1992-94	V6	3.0L
-------	---------	----	------

**30301**

**Inlet A** : 2 Bolt Loose Flange  
**Box Size** : 36"L x 11"W x 7"H  
**Catalyst** : Standard

**Outlet A** : 2 Bolt Loose Flange  
**Weight** : 11 lbs.  
**Package Type** : Boxed



-----32.5" O. A. L.-----

**FORD**

Crown Victoria	1995	V8	4.6L
LTD	1983-85	V8	5.8L

**LINCOLN**

Town Car	1995	V8	4.6L
----------	------	----	------

**MERCURY**

Grand Marquis	1995	V8	4.6L
---------------	------	----	------

**30297**

**Inlet A** : 2 Bolt Loose Flange  
**Box Size** : 32"L x 22"W x 10"H  
**Catalyst** : Standard

**Outlet A** : 2 Bolt Loose Flange  
**Weight** : 10 lbs.  
**Package Type** : Boxed



-----24" O. A. L.-----

**FORD**

Escort	1987-90	L4	1.9L
EXP	1987-88	L4	1.9L

**30302**

**Inlet A** : 2 Bolt Loose Flange  
**Box Size** : 36"L x 11"W x 7"H  
**Catalyst** : ECO II

**Outlet A** : 2 Bolt Loose Flange  
**Weight** : 11 lbs.  
**Package Type** : Boxed



-----31" O. A. L.-----

**30302 (CONT'D)**

**FORD**

Crown Victoria	1995	V8	4.6L
LTD	1983-85	V8	5.8L

**LINCOLN**

Town Car	1995	V8	4.6L
----------	------	----	------

**MERCURY**

Grand Marquis	1995	V8	4.6L
---------------	------	----	------

**30304**

**Inlet A :** 2 Bolt Loose Flange  
**Inlet B :** 2 Bolt Loose Flange  
**Box Size :** 43"L x 21"W x 11"H  
**Package Type :** Boxed

**Outlet A :** 2.25" OD Pipe  
**Weight :** 19 lbs.  
**Catalyst :** ECO II



<-----61" O. A. L.----->

**FORD TRUCK**

F-150	1996	V8	5.0L
F-250	1996	V8	5.0L

**30307**

**Inlet A :** 2 Bolt Loose Flange  
**Inlet B :** 2 Bolt Loose Flange  
**Box Size :** 49"L x 27"W x 11"H  
**Package Type :** Unboxed

**Outlet A :** 2.25" OD Pipe  
**Weight :** 21 lbs.  
**Catalyst :** Standard



<-----49" O. A. L.----->

**FORD**

Thunderbird	1991-93	V8	5.0L
-------------	---------	----	------

**MERCURY**

Cougar	1992-93	V8	5.0L
--------	---------	----	------

**30308**

**Inlet A :** 2 Bolt Loose Flange  
**Inlet B :** 2 Bolt Loose Flange  
**Box Size :** 45"L x 15"W x 11"H  
**Package Type :** Boxed

**Outlet A :** 2 Bolt Welded Flange  
**Weight :** 21 lbs.  
**Catalyst :** Standard



<-----44" O. A. L.----->

**FORD VAN**

Windstar	1995-96	V6	3.8L
----------	---------	----	------

**30309**

**Inlet A :** 2 Bolt Loose Flange  
**Box Size :** 32"L x 22"W x 10"H  
**Catalyst :** Standard

**Outlet A :** 2.5" OD Pipe  
**Weight :** 15 lbs.  
**Package Type :** Boxed



<-----35.5" O. A. L.----->

**FORD TRUCK**

F-150	1997-98	V6	4.2L
-------	---------	----	------

**30310**

**Inlet A :** 2 Bolt Loose Flange  
**Box Size :** 44"L x 26"W x 12"H  
**Catalyst :** Standard

**Outlet A :** 2.5" Pipe  
**Weight :** 19 lbs.  
**Package Type :** Boxed



<-----47.5" O. A. L.----->

**FORD TRUCK**

F-150	1997-98	V6	4.2L
-------	---------	----	------

**30312**

**Inlet A :** 2 Bolt Loose Flange  
**Inlet B :** 2 Bolt Loose Flange  
**Box Size :** 45"L x 15"W x 11"H  
**Package Type :** Boxed

**Outlet A :** 2 Bolt Welded Flange  
**Weight :** 20 lbs.  
**Catalyst :** Standard



←-----39.75" O. A. L.----->

**FORD**

Taurus	1993-95	V6	3.0L
--------	---------	----	------

**MERCURY**

Sable	1994-95	V6	3.0L
-------	---------	----	------

**30315**

**Inlet A :** 2 Bolt Loose Flange  
**Box Size :** 36"L x 11"W x 7"H  
**Catalyst :** ECO II

**Outlet A :** 2 Bolt Welded Flange  
**Weight :** 12 lbs.  
**Package Type :** Boxed



←-----34" O. A. L.----->

**FORD**

Crown Victoria	1996-02	V8	4.6L
----------------	---------	----	------

**LINCOLN**

Town Car	1996-02	V8	4.6L
----------	---------	----	------

**MERCURY**

Grand Marquis	1996-02	V8	4.6L
---------------	---------	----	------

**30313**

**Inlet A :** 2 Bolt Loose Flange  
**Box Size :** 36"L x 11"W x 7"H  
**Catalyst :** ECO II

**Outlet A :** 2 Bolt Welded Flange  
**Weight :** 9 lbs.  
**Package Type :** Boxed



←-----28" O. A. L.----->

**FORD**

Escort	1991-95	L4	1.9L
--------	---------	----	------

**MERCURY**

Tracer	1991-96	L4	1.9L
--------	---------	----	------

**30316**

**Inlet A :** 2 Bolt Loose Flange  
**Box Size :** 36"L x 11"W x 7"H  
**Catalyst :** ECO II

**Outlet A :** 2 Bolt Welded Flange  
**Weight :** 13 lbs.  
**Package Type :** Boxed



←-----33" O. A. L.----->

**FORD**

Crown Victoria	1996-02	V8	4.6L
----------------	---------	----	------

**LINCOLN**

Town Car	1996-02	V8	4.6L
----------	---------	----	------

**MERCURY**

Grand Marquis	1996-02	V8	4.6L
---------------	---------	----	------

**30314**

**Inlet A :** 2 Bolt Loose Flange  
**Inlet B :** 2 Bolt Loose Flange  
**Box Size :** 15"L x 8"W x 5"H  
**Package Type :** Boxed

**Outlet A :** 2 Bolt Loose Flange  
**Weight :** 6 lbs.  
**Catalyst :** Standard



←-----13" O. A. L.----->

**FORD**

Aspire	1994-97	L4	1.3L
--------	---------	----	------

**30317**

**Inlet A :** 2 Bolt Loose Flange  
**Inlet B :** 2 Bolt Loose Flange  
**Box Size :** 45"L x 15"W x 11"H  
**Package Type :** Boxed

**Outlet A :** 2 Bolt Welded Flange  
**Weight :** 21 lbs.  
**Catalyst :** Standard



←-----35" O. A. L.----->

**BUYERS GUIDE**

**30317 (CONT'D)**

<b>FORD</b>				
Taurus	1989-95	V6	3.0L	

**30318**

**Inlet A :** 4 Bolt Welded Flange  
**Box Size :** 36"L x 12"W x 7"H  
**Catalyst :** ECO II

**Outlet A :** 2 Bolt Welded Flange  
**Weight :** 12 lbs.  
**Package Type :** Boxed



<-----28" O. A. L.----->

<b>FORD</b>				
Escort	1997-02	L4	2.0L	

<b>MERCURY</b>				
Tracer	1997-99	L4	2.0L	

**30319**

**Inlet A :** 2 Bolt Loose Flange  
**Box Size :** 75"L x 10"W x 5"H  
**Catalyst :** ECO II

**Outlet A :** 2 Bolt Welded Flange  
**Weight :** 16 lbs.  
**Package Type :** Boxed



<-----47.5" O. A. L.----->

<b>FORD TRUCK</b>				
Ranger	1995-97	L4	2.3L	

<b>MAZDA TRUCK</b>				
B2300	1995-97	L4	2.3L	

**30322**

**Inlet A :** 2 Bolt Loose Flange  
**Inlet B :** 2 Bolt Loose Flange  
**Box Size :** 45"L x 15"W x 11"H  
**Package Type :** Boxed

**Outlet A :** 2 Bolt Welded Flange  
**Weight :** 23 lbs.  
**Catalyst :** ECO II



<-----41" O. A. L.----->

**30322 (CONT'D)**

<b>FORD</b>				
Taurus	1997-99	V6	3.0L	

<b>MERCURY</b>				
Sable	1997-99	V6	3.0L	

**30324**

**Inlet A :** 2" ID Pipe  
**Inlet B :** 2" ID Pipe  
**Box Size :** 24"L x 8"W x 5"H  
**Package Type :** Boxed

**Outlet A :** 2 Bolt Welded Flange  
**Weight :** 10 lbs.  
**Catalyst :** Standard



<-----22" O. A. L.----->

<b>FORD</b>				
Thunderbird	1989-90	V6	3.8L	

<b>MERCURY</b>				
Cougar	1989-90	V6	3.8L	

**30325**

**Inlet A :** 2 Bolt Loose Flange  
**Inlet B :** 2 Bolt Loose Flange  
**Box Size :** 44"L x 26"W x 12"H  
**Package Type :** Boxed

**Outlet A :** 3" OD Pipe  
**Weight :** 21 lbs.  
**Catalyst :** Standard



<-----54" O. A. L.----->

<b>FORD MEDIUM/HEAVY TRUCK</b>				
F Super Duty	1994-97	V8	7.5L	

<b>FORD TRUCK</b>				
F-250	1992-96	V8	7.5L	

F-350	1994-96	V8	7.5L	
-------	---------	----	------	--

## 30326

**Inlet A :** 2 Bolt Loose Flange  
**Inlet B :** 2 Bolt Loose Flange  
**Box Size :** 42"L x 10"W x 7"H  
**Package Type :** Boxed

**Outlet A :** 2 Bolt Welded Flange  
**Weight :** 15 lbs.  
**Catalyst :** ECO II



←-----52" O. A. L.----->

### FORD VAN

Aerostar	1990-97	V6	4.0L
----------	---------	----	------

## 30328

**Inlet A :** 2 Bolt Loose Flange  
**Box Size :** 32"L x 22"W x 10"H  
**Weight :** 25 lbs.  
**Package Type :** Boxed

**Outlet A :** 2.5" OD Pipe  
**Outlet B :** 2.5" ID Pipe  
**Catalyst :** ECO II



←-----49" O. A. L.----->

### FORD VAN

E-150	2003	V6	4.2L
E-150 Club Wagon	2003	V6	4.2L
E-150 Econoline	1999-02	V6	4.2L
E-150 Econoline Club Wagon	1999-02	V6	4.2L
E-250	2003	V6	4.2L
E-250 Econoline	1999-02	V6	4.2L

## 30329

**Inlet A :** 2 Bolt Loose Flange  
**Box Size :** 32"L x 21"W x 17"H  
**Catalyst :** ECO II

**Outlet A :** 2.25" ID Pipe  
**Weight :** 19 lbs.  
**Package Type :** Boxed



←-----37.5" O. A. L.----->

### FORD VAN

E-150	2003	V6	4.2L
E-150 Econoline	1999-02	V6	4.2L
E-150 Econoline Club Wagon	1999	V6	4.2L

## 30329 (CONT'D)

### FORD VAN (CONT'D)

E-250	2003	V6	4.2L
E-250 Econoline	1999-02	V6	4.2L

## 30330

**Inlet A :** 3 Bolt Welded Flange  
**Box Size :** 36"L x 11"W x 7"H  
**Catalyst :** ECO II

**Outlet A :** 2 Bolt Welded Flange  
**Weight :** 15 lbs.  
**Package Type :** Boxed



←-----33" O. A. L.----->

### FORD TRUCK

Explorer	1996-98	V6	4.0L
----------	---------	----	------

## 30332

**Inlet A :** 2 Bolt Loose Flange  
**Inlet B :** 2 Bolt Loose Flange  
**Box Size :** 45"L x 15"W x 11"H  
**Package Type :** Boxed

**Outlet A :** 2 Bolt Loose Flange  
**Weight :** 28 lbs.  
**Catalyst :** Standard



←-----58" O. A. L.----->

### FORD

Thunderbird	1992-95	V6	3.8L
-------------	---------	----	------

### MERCURY

Cougar	1992-95	V6	3.8L
--------	---------	----	------

## 30336

**Inlet A :** 2 Bolt Loose Flange  
**Inlet B :** 2 Bolt Loose Flange  
**Box Size :** 49"L x 27"W x 13"H  
**Package Type :** Unboxed

**Outlet A :** 2.25" OD Pipe  
**Weight :** 21 lbs.  
**Catalyst :** Standard



←-----49" O. A. L.----->

### FORD

Thunderbird	1996-97	V6	3.8L
-------------	---------	----	------

**30336 (CONT'D)**

**MERCURY**

Cougar	1996-97	V6	3.8L
--------	---------	----	------

**30337**

**Inlet A :** 2 Bolt Loose Flange  
**Box Size :** 32"L x 21"W x 17"H  
**Catalyst :** ECO II

**Outlet A :** 2.5" Pipe  
**Weight :** 17 lbs.  
**Package Type :** Boxed



<-----39.5" O. A. L.----->

**FORD VAN**

E-150 Econoline	1997-98	V6	4.2L
E-150 Econoline Club Wagon	1997-98	V6	4.2L
E-250 Econoline	1997-98	V6	4.2L

**30338**

**Inlet A :** 2 Bolt Loose Flange  
**Box Size :** 44"L x 26"W x 12"H  
**Catalyst :** ECO II

**Outlet A :** 2.5" ID Pipe  
**Weight :** 22 lbs.  
**Package Type :** Boxed



<-----47" O. A. L.----->

**FORD VAN**

E-150 Econoline	1998	V6	4.2L
E-150 Econoline Club Wagon	1997-98	V6	4.2L
E-250 Econoline	1997-98	V6	4.2L

**30339**

**Inlet A :** 2 Bolt Loose Flange  
**Box Size :** 32"L x 22"W x 10"H  
**Catalyst :** ECO II

**Outlet A :** 2.25" OD Pipe  
**Weight :** 24 lbs.  
**Package Type :** Boxed



<-----49" O. A. L.----->

**30339 (CONT'D)**

**FORD**

Thunderbird	1994-95	V8	4.6L
-------------	---------	----	------

**MERCURY**

Cougar	1994-95	V8	4.6L
--------	---------	----	------

**30342**

**Inlet A :** 2 Bolt Loose Flange  
**Box Size :** 44"L x 26"W x 12"H  
**Catalyst :** Standard

**Outlet A :** 2.5" OD Pipe  
**Weight :** 27 lbs.  
**Package Type :** Boxed



<-----53" O. A. L.----->

**FORD VAN**

E-150 Econoline	1992-95	V8	5.8L
E-150 Econoline Club Wagon	1992-95	V8	5.8L
E-250 Econoline	1992-95	V8	5.8L

**30344**

**Inlet A :** 2 Bolt Welded Flange  
**Box Size :** 7"L x 14"W x 12"H  
**Catalyst :** ECO II

**Outlet A :** 2 Bolt Welded Flange  
**Weight :** 11 lbs.  
**Package Type :** Boxed



<-----13" O. A. L.----->

**FORD**

Contour	1995-00	V6	2.5L
---------	---------	----	------

**MERCURY**

Cougar	1999-02	V6	2.5L
Mystique	1995-00	V6	2.5L



**30346**

**Inlet A :** 2 Bolt Loose Flange  
**Inlet B :** 2 Bolt Welded Flange  
**Box Size :** 43"L x 21"W x 11"H  
**Catalyst :** Standard

**Outlet A :** 2 Bolt Loose Flange  
**Outlet B :** 2.25" OD Pipe  
**Weight :** 19 lbs.  
**Package Type :** Boxed



-----45" O. A. L.-----

**FORD TRUCK**

Explorer	1997-01	V6	4.0L
----------	---------	----	------

**MERCURY TRUCK**

Mountaineer	1998-01	V6	4.0L
-------------	---------	----	------

**30347**

**Inlet A :** 2 Bolt Loose Flange  
**Box Size :** 36"L x 11"W x 7"H  
**Catalyst :** ECO II

**Outlet A :** 2 Bolt Welded Flange  
**Weight :** 11 lbs.  
**Package Type :** Boxed



-----29.5" O. A. L.-----

**FORD TRUCK**

Explorer	1997-01	V6	4.0L
----------	---------	----	------

**MERCURY TRUCK**

Mountaineer	1998-01	V6	4.0L
-------------	---------	----	------

**30348**

**Inlet A :** 2 Bolt Loose Flange  
**Inlet B :** 2 Bolt Loose Flange  
**Box Size :** 54"L x 29"W x 13"H  
**Package Type :** Unboxed

**Outlet A :** 2 Bolt Welded Flange  
**Weight :** 30 lbs.  
**Catalyst :** ECO II



-----54" O. A. L.-----


**FORD**

Mustang	1999-04	V6	3.8L
Mustang	2004	V6	3.9L

**30349**

**Inlet A :** 2 Bolt Loose Flange  
**Inlet B :** 2 Bolt Loose Flange  
**Box Size :** 45"L x 15"W x 11"H  
**Package Type :** Boxed

**Outlet A :** 2 Bolt Welded Flange  
**Weight :** 27 lbs.  
**Catalyst :** Standard



-----57.75" O. A. L.-----

**FORD**

Thunderbird	1989-90	V6	3.8L
-------------	---------	----	------

**30350**

**Inlet A :** 2 Bolt Loose Flange  
**Inlet B :** 2 Bolt Loose Flange  
**Box Size :** 45"L x 15"W x 11"H  
**Package Type :** Boxed

**Outlet A :** 2 Bolt Welded Flange  
**Weight :** 20 lbs.  
**Catalyst :** Standard



-----42" O. A. L.-----

**LINCOLN**

Continental	1995-97	V8	4.6L
-------------	---------	----	------

**30351**

**Inlet A :** 2 Bolt Welded Flange  
**Box Size :** 19"L x 9"W x 5"H  
**Catalyst :** Standard

**Outlet A :** 2.25" OD Pipe  
**Weight :** 8 lbs.  
**Package Type :** Boxed



-----14.5" O. A. L.-----

**LINCOLN**

Continental	1995-02	V8	4.6L
-------------	---------	----	------

**30352**

**Inlet A :** 2 Bolt Loose Flange  
**Box Size :** 44"L x 26"W x 12"H  
**Catalyst :** ECO II

**Outlet A :** 2.5" OD Pipe  
**Weight :** 20 lbs.  
**Package Type :** Boxed



-----49.5" O. A. L.-----

**FORD TRUCK**

Explorer	1998-01	V8	5.0L
----------	---------	----	------

**MERCURY TRUCK**

Mountaineer	1998-01	V8	5.0L
-------------	---------	----	------

**30355**

**Inlet A :** 2 Bolt Welded Flange  
**Box Size :** 36"L x 11"W x 7"H  
**Catalyst :** ECO II

**Outlet A :** 2 Bolt Welded Flange  
**Weight :** 8 lbs.  
**Package Type :** Boxed



-----28" O. A. L.-----

**FORD TRUCK**

Explorer	1996-98	V8	5.0L
----------	---------	----	------

**MERCURY TRUCK**

Mountaineer	1997-98	V8	5.0L
-------------	---------	----	------

**30353**

**Inlet A :** 2 Bolt Loose Flange  
**Box Size :** 55"L x 23"W x 7"H  
**Catalyst :** ECO II

**Outlet A :** 2 Bolt Loose Flange  
**Weight :** 17 lbs.  
**Package Type :** Unboxed



-----55" O. A. L.-----

**FORD TRUCK**

Explorer	1998-01	V8	5.0L
----------	---------	----	------

**MERCURY TRUCK**

Mountaineer	1998-01	V8	5.0L
-------------	---------	----	------

**30356**

**Inlet A :** 2 Bolt Loose Flange  
**Box Size :** 32"L x 21"W x 17"H  
**Catalyst :** Standard

**Outlet A :** 2 Bolt Welded Flange  
**Weight :** 11 lbs.  
**Package Type :** Boxed



-----38.25" O. A. L.-----

**FORD TRUCK**

Explorer	1996-98	V8	5.0L
----------	---------	----	------

**MERCURY TRUCK**

Mountaineer	1997-98	V8	5.0L
-------------	---------	----	------

**30354**

**Inlet A :** 4 Bolt Welded Flange  
**Box Size :** 45"L x 15"W x 11"H  
**Catalyst :** Standard

**Outlet A :** 2 Bolt Welded Flange  
**Weight :** 17 lbs.  
**Package Type :** Boxed



-----40" O. A. L.-----

**FORD**

Contour	1995-97	L4	2.0L
---------	---------	----	------

**MERCURY**

Mystique	1995-97	L4	2.0L
----------	---------	----	------

**30357**

**Inlet A :** 2 Bolt Loose Flange  
**Box Size :** 44"L x 26"W x 12"H  
**Weight :** 25 lbs.  
**Package Type :** Boxed

**Outlet A :** 2.5" OD Pipe  
**Outlet B :** 2.5" ID Pipe  
**Catalyst :** ECO II



-----48.5" O. A. L.-----

**FORD TRUCK**

Expedition	1997-98	V8	4.6L
------------	---------	----	------

F-150	1997-98	V8	4.6L
-------	---------	----	------

F-250	1997-98	V8	4.6L
-------	---------	----	------

## 30358

**Inlet A :** 2 Bolt Loose Flange  
**Box Size :** 32"L x 22"W x 10"H  
**Catalyst :** ECO II

**Outlet A :** 2.5" OD Pipe  
**Weight :** 16 lbs.  
**Package Type :** Boxed



-----36.25" O. A. L.-----

### FORD TRUCK

Expedition	1997-98	V8	4.6L
F-150	1997-98	V8	4.6L
F-250	1997-98	V8	4.6L

## 30359

**Inlet A :** 3 Bolt Welded Flange  
**Box Size :** 42"L x 10"W x 7"H  
**Catalyst :** ECO II

**Outlet A :** 2 Bolt Welded Flange  
**Weight :** 16 lbs.  
**Package Type :** Boxed



-----36" O. A. L.-----

### FORD TRUCK

Ranger	1998-00	V6	3.0L
Ranger	1998-00	V6	4.0L

### MAZDA TRUCK

B3000	1998-00	V6	3.0L
B4000	1998-00	V6	4.0L

## 30360

**Inlet A :** 3 Bolt Welded Flange  
**Box Size :** 42"L x 10"W x 7"H  
**Catalyst :** Standard

**Outlet A :** 3" OD Pipe  
**Weight :** 15 lbs.  
**Package Type :** Boxed



-----38" O. A. L.-----

### FORD TRUCK

F-150	1999-02	V8	5.4L
F-250	1999	V8	5.4L

## 30360 (CONT'D)

### FORD TRUCK (CONT'D)

F-250	1987-95	V8	5.8L
F-250	1994-95	V8	7.5L

### FORD VAN

E-350 Club Wagon	2003-05	V8	5.4L
E-350 Econoline	1997-00	V8	5.4L
E-350 Econoline Club Wagon	2002	V8	5.4L

## 30361

**Inlet A :** 2 Bolt Loose Flange  
**Inlet B :** 2 Bolt Loose Flange  
**Box Size :** 45"L x 15"W x 11"H  
**Package Type :** Boxed

**Outlet A :** 2 Bolt Loose Flange  
**Weight :** 29 lbs.  
**Catalyst :** Standard



-----60" O. A. L.-----

### FORD

Thunderbird	1991-95	V6	3.8L
-------------	---------	----	------

### MERCURY

Cougar	1991-95	V6	3.8L
--------	---------	----	------

## 30363

**Inlet A :** 2 Bolt Welded Flange  
**Box Size :** 36"L x 11"W x 7"H  
**Catalyst :** Standard

**Outlet A :** 3 Bolt Welded Flange  
**Weight :** 19 lbs.  
**Package Type :** Boxed



-----21.25" O. A. L.-----

### FORD TRUCK

Explorer	1996-98	V8	5.0L
----------	---------	----	------

### MERCURY TRUCK

Mountaineer	1997-98	V8	5.0L
-------------	---------	----	------

**30364**

**Inlet A :** 4 Bolt Welded Flange  
**Box Size :** 45"L x 15"W x 11"H  
**Catalyst :** Standard

**Outlet A :** 2 Bolt Welded Flange  
**Weight :** 17 lbs.  
**Package Type :** Boxed



-----43" O. A. L.-----

**FORD**

Contour	1998-00	L4	2.0L
---------	---------	----	------

**MERCURY**

Cougar	1999-02	L4	2.0L
Mystique	1998-00	L4	2.0L

**30365**

**Inlet A :** 2 Bolt Loose Flange  
**Inlet B :** 3 Bolt Loose Flange  
**Box Size :** 45"L x 15"W x 11"H  
**Package Type :** Boxed

**Outlet A :** 2 Bolt Welded Flange  
**Weight :** 23 lbs.  
**Catalyst :** Standard



-----44" O. A. L.-----

**FORD VAN**

Windstar	1997-98	V6	3.8L
----------	---------	----	------

**30366**

**Inlet A :** 2 Bolt Welded Flange  
**Inlet B :** 2 Bolt Loose Flange  
**Box Size :** 30"L x 8"W x 6"H  
**Package Type :** Boxed

**Outlet A :** 2 Bolt Welded Flange  
**Weight :** 9 lbs.  
**Catalyst :** Standard



-----29.5" O. A. L.-----

**FORD**

Contour	1995-00	V6	2.5L
---------	---------	----	------

**MERCURY**

Cougar	1999-02	V6	2.5L
Mystique	1995-00	V6	2.5L

**30368**

**Inlet A :** 8 Bolt Welded Flange  
**Box Size :** 36"L x 11"W x 7"H  
**Catalyst :** Standard

**Outlet A :** 2 Bolt Loose Flange  
**Weight :** 12 lbs.  
**Package Type :** Boxed



-----28.5" O. A. L.-----

**LINCOLN**

Mark VIII	1993-95	V8	4.6L
-----------	---------	----	------

**30371**

**Inlet A :** 2 Bolt Loose Flange  
**Box Size :** 36"L x 11"W x 7"H  
**Catalyst :** ECO II

**Outlet A :** 2 Bolt Welded Flange  
**Weight :** 9 lbs.  
**Package Type :** Boxed



-----23" O. A. L.-----

**FORD**

Escort	1996	L4	1.9L
--------	------	----	------

**MERCURY**

Tracer	1996	L4	1.9L
--------	------	----	------

**30372**

**Inlet A :** 3 Bolt Welded Flange  
**Box Size :** 30"L x 8"W x 6"H  
**Catalyst :** ECO II

**Outlet A :** 2 Bolt Welded Flange  
**Weight :** 9 lbs.  
**Package Type :** Boxed



-----21" O. A. L.-----

**FORD**

Contour	1995-00	V6	2.5L
---------	---------	----	------

**MERCURY**

Cougar	1999-02	V6	2.5L
Mystique	1995-00	V6	2.5L

## 30373

**Inlet A :** 2 Bolt Loose Flange  
**Inlet B :** 2 Bolt Loose Flange  
**Box Size :** 49"L x 27"W x 12"H  
**Package Type :** Unboxed

**Outlet A :** 2.25" OD Pipe  
**Weight :** 24 lbs.  
**Catalyst :** ECO II



-----48.5" O. A. L.-----

### FORD

Thunderbird	1996-97	V8	4.6L
-------------	---------	----	------

### MERCURY

Cougar	1996-97	V8	4.6L
--------	---------	----	------

## 30376

**Inlet A :** 2 Bolt Loose Flange  
**Box Size :** 44"L x 26"W x 12"H  
**Catalyst :** ECO II

**Outlet A :** 2.5" OD Pipe  
**Weight :** 21 lbs.  
**Package Type :** Boxed



-----36.5" O. A. L.-----

### FORD TRUCK

Expedition	1997-00	V8	5.4L
------------	---------	----	------

F-150	1997-98	V8	5.4L
-------	---------	----	------

F-250	1997-98	V8	5.4L
-------	---------	----	------

### LINCOLN TRUCK

Navigator	1998	V8	5.4L
-----------	------	----	------

## 30374

**Inlet A :** 2 Bolt Loose Flange  
**Inlet B :** 2 Bolt Loose Flange  
**Box Size :** 48"L x 28"W x 12"H  
**Package Type :** Unboxed

**Outlet A :** 2 Bolt Loose Flange  
**Weight :** 26 lbs.  
**Catalyst :** ECO II



-----51" O. A. L.-----

### FORD

Mustang	1996-98	V6	3.8L
---------	---------	----	------

## 30377

**Inlet A :** 2.5" ID Pipe  
**Box Size :** 44"L x 26"W x 12"H  
**Weight :** 19 lbs.  
**Package Type :** Boxed

**Outlet A :** 2.5" OD Pipe  
**Outlet B :** 2.5" ID Pipe  
**Catalyst :** Standard



-----46" O. A. L.-----

### FORD TRUCK

Expedition	1997-00	V8	5.4L
------------	---------	----	------

F-150	1997-98	V8	5.4L
-------	---------	----	------

F-250	1997-98	V8	5.4L
-------	---------	----	------

### LINCOLN TRUCK

Navigator	1998	V8	5.4L
-----------	------	----	------

## 30375

**Inlet A :** 2 Bolt Loose Flange  
**Inlet B :** 2 Bolt Loose Flange  
**Box Size :** 45"L x 15"W x 11"H  
**Package Type :** Boxed

**Outlet A :** 4 Bolt Welded Flange  
**Weight :** 22 lbs.  
**Catalyst :** Standard



-----44" O. A. L.-----


### FORD VAN

Windstar	1999-00	V6	3.8L
----------	---------	----	------

## 30379

**Inlet A :** 2 Bolt Loose Flange  
**Box Size :** 70"L x 21"W x 10"H  
**Catalyst :** ECO II

**Outlet A :** 2.25" OD Pipe  
**Weight :** 22 lbs.  
**Package Type :** Unboxed



-----69.6875" O. A. L.-----

**30379 (CONT'D)**

**FORD TRUCK**

F-150	1995-96	L6	4.9L
F-250	1996	L6	4.9L

**30380**

**Inlet A :** 2 Bolt Loose Flange  
**Inlet B :** 2 Bolt Loose Flange  
**Box Size :** 69"L x 17"W x 8"H  
**Package Type :** Unboxed

**Outlet A :** 2.5" OD Pipe  
**Weight :** 23 lbs.  
**Catalyst :** Standard



<-----69" O. A. L.----->


**FORD VAN**

E-150 Econoline	1995-96	L6	4.9L
E-150 Econoline Club Wagon	1995-96	L6	4.9L
E-250 Econoline	1995-96	L6	4.9L
E-350 Econoline	1995-96	L6	4.9L
E-350 Econoline Club Wagon	1995-96	L6	4.9L

**30381**

**Inlet A :** 2 Bolt Loose Flange  
**Inlet B :** 2 Bolt Loose Flange  
**Box Size :** 53"L x 29"W x 15"H  
**Catalyst :** Standard

**Outlet A :** 2 Bolt Loose Flange  
**Outlet B :** 2 Bolt Loose Flange  
**Weight :** 27 lbs.  
**Package Type :** Unboxed



<-----57" O. A. L.----->

**FORD**

Mustang	1996-98	V8	4.6L
---------	---------	----	------

**30382**

**Inlet A :** 2 Bolt Loose Flange  
**Inlet B :** 2 Bolt Loose Flange  
**Box Size :** 60"L x 27"W x 12"H  
**Catalyst :** ECO II

**Outlet A :** 2" OD Pipe  
**Outlet B :** 2 Bolt Welded Flange  
**Weight :** 24 lbs.  
**Package Type :** Unboxed



<-----60" O. A. L.----->

**30382 (CONT'D)**

**LINCOLN**

Mark VIII	1996-98	V8	4.6L
-----------	---------	----	------

**30383**

**Inlet A :** 2 Bolt Loose Flange  
**Box Size :** 36"L x 11"W x 7"H  
**Catalyst :** ECO II

**Outlet A :** 2 Bolt Welded Flange  
**Weight :** 12 lbs.  
**Package Type :** Boxed



<-----34.5" O. A. L.----->

**FORD**

Crown Victoria	2002-11	V8	4.6L
----------------	---------	----	------

**LINCOLN**

Town Car	2002-11	V8	4.6L
----------	---------	----	------

**MERCURY**

Grand Marquis	2002-11	V8	4.6L
Marauder	2003-04	V8	4.6L

**30384**

**Inlet A :** 2 Bolt Loose Flange  
**Box Size :** 36"L x 11"W x 7"H  
**Catalyst :** ECO II

**Outlet A :** 2 Bolt Welded Flange  
**Weight :** 13 lbs.  
**Package Type :** Boxed



<-----37.5" O. A. L.----->

**FORD**

Crown Victoria	2002-11	V8	4.6L
----------------	---------	----	------

**LINCOLN**

Town Car	2002-11	V8	4.6L
----------	---------	----	------

**MERCURY**

Grand Marquis	2002-11	V8	4.6L
Marauder	2003-04	V8	4.6L

## 30385

**Inlet A :** 2 Bolt Loose Flange  
**Inlet B :** 3 Bolt Welded Flange  
**Box Size :** 32"L x 22"W x 10"H  
**Package Type :** Boxed

**Outlet A :** 2 Bolt Welded Flange  
**Weight :** 16 lbs.  
**Catalyst :** ECO II



←-----36" O. A. L.-----→

### FORD

Taurus	2000-07	V6	3.0L
--------	---------	----	------

### MERCURY

Sable	2000-05	V6	3.0L
-------	---------	----	------

## 30386

**Inlet A :** 2 Bolt Welded Flange  
**Box Size :** 36"L x 11"W x 6"H  
**Catalyst :** Standard

**Outlet A :** 2.25" OD Pipe  
**Weight :** 10 lbs.  
**Package Type :** Boxed



←-----30" O. A. L.-----→

### FORD

Taurus	2000-07	V6	3.0L
--------	---------	----	------

### MERCURY

Sable	2000-05	V6	3.0L
-------	---------	----	------

## 30387

**Inlet A :** 4 Bolt Welded Flange  
**Box Size :** 36"L x 11"W x 7"H  
**Catalyst :** Standard

**Outlet A :** 2 Bolt Welded Flange  
**Weight :** 9 lbs.  
**Package Type :** Boxed



←-----22" O. A. L.-----→

### FORD

Focus	2000-04	L4	2.0L
-------	---------	----	------

## 30390

**Inlet A :** 2 Bolt Loose Flange  
**Box Size :** 32"L x 22"W x 10"H  
**Catalyst :** ECO II

**Outlet A :** 2.25" OD Pipe  
**Weight :** 15 lbs.  
**Package Type :** Boxed



←-----36" O. A. L.-----→

### FORD TRUCK

F-150	1999-00	V6	4.2L
-------	---------	----	------

## 30391

**Inlet A :** 2 Bolt Loose Flange  
**Box Size :** 44"L x 26"W x 12"H  
**Weight :** 23 lbs.  
**Package Type :** Boxed

**Outlet A :** 2.5" OD Pipe  
**Outlet B :** 2.25" ID Pipe  
**Catalyst :** ECO II



←-----46" O. A. L.-----→

### FORD TRUCK

F-150	1999-00	V6	4.2L
-------	---------	----	------

## 30392

**Inlet A :** 2 Bolt Loose Flange  
**Box Size :** 33"L x 22"W x 10"H  
**Catalyst :** ECO II

**Outlet A :** 2.5" OD Pipe  
**Weight :** 18 lbs.  
**Package Type :** Boxed



←-----35.5" O. A. L.-----→

### FORD TRUCK

Expedition	1997-98	V8	4.6L
------------	---------	----	------

F-150	1997-98	V8	4.6L
-------	---------	----	------

F-250	1997-98	V8	4.6L
-------	---------	----	------

**30393**

**Inlet A :** 2 Bolt Loose Flange  
**Inlet B :** 2.5" ID Pipe  
**Box Size :** 44"L x 26"W x 12"H  
**Catalyst :** ECO II

**Outlet A :** 2.5" OD Pipe  
**Outlet B :** 2.5" ID Pipe  
**Weight :** 24 lbs.  
**Package Type :** Boxed



-----49.75" O. A. L.-----

**FORD TRUCK**

Expedition	1997-98	V8	4.6L
F-150	1997-98	V8	4.6L
F-250	1997-98	V8	4.6L

**30394**

**Inlet A :** 2 Bolt Loose Flange  
**Inlet B :** 2 Bolt Loose Flange  
**Box Size :** 44"L x 26"W x 12"H  
**Package Type :** Boxed

**Outlet A :** 2.5" OD Pipe  
**Weight :** 27 lbs.  
**Catalyst :** ECO II



-----62.5" O. A. L.-----

**FORD VAN**

E-150 Econoline	1996	V8	5.8L
E-150 Econoline Club Wagon	1996	V8	5.8L
E-250 Econoline	1996	V8	5.8L
E-350 Econoline	1996	V8	5.8L
E-350 Econoline Club Wagon	1996	V8	5.8L

**30395**

**Inlet A :** 3 Bolt Welded Flange  
**Box Size :** 36"L x 11"W x 7"H  
**Catalyst :** ECO II

**Outlet A :** 2 Bolt Welded Flange  
**Weight :** 16 lbs.  
**Package Type :** Boxed



-----35" O. A. L.-----

**FORD TRUCK**

Ranger	1995-97	V6	3.0L
Ranger	1995-97	V6	4.0L

**30395 (CONT'D)**

**MAZDA TRUCK**

B3000	1995-97	V6	3.0L
B4000	1995-97	V6	4.0L

**30396**

**Inlet A :** 2 Bolt Welded Flange  
**Box Size :** 32"L x 22"W x 10"H  
**Catalyst :** Standard

**Outlet A :** 2 Bolt Welded Flange  
**Weight :** 12 lbs.  
**Package Type :** Boxed



-----23" O. A. L.-----

**FORD**

Escort	1998-03	L4	2.0L
--------	---------	----	------

**30397**

**Inlet A :** 3 Bolt Welded Flange  
**Box Size :** 32"L x 21"W x 17"H  
**Catalyst :** ECO II

**Outlet A :** 2 Bolt Welded Flange  
**Weight :** 10 lbs.  
**Package Type :** Boxed



-----23" O. A. L.-----

**FORD**

Focus	2000-04	L4	2.0L
-------	---------	----	------

**30399**

**Inlet A :** 2 Bolt Loose Flange  
**Box Size :** 32"L x 22"W x 10"H  
**Catalyst :** ECO II

**Outlet A :** 2.5" OD Pipe  
**Weight :** 15 lbs.  
**Package Type :** Boxed



-----33.75" O. A. L.-----

**FORD TRUCK**

Expedition	2001-02	V8	4.6L
F-150	2001-03	V8	4.6L
F-150 Heritage	2004	V8	4.6L



**30400**

**Inlet A :** 2.5" ID Pipe  
**Box Size :** 44"L x 26"W x 12"H  
**Weight :** 25 lbs.  
**Package Type :** Boxed

**Outlet A :** 2.5" OD Pipe  
**Outlet B :** 2.5" ID Pipe  
**Catalyst :** ECO II



-----46" O. A. L.-----

**FORD TRUCK**

Expedition	2001-02	V8	4.6L
F-150	2001-03	V8	4.6L
F-150 Heritage	2004	V8	4.6L

**30401**

**Inlet A :** 2 Bolt Loose Flange  
**Box Size :** 75"L x 10"W x 5"H  
**Catalyst :** ECO II

**Outlet A :** 2 Bolt Welded Flange  
**Weight :** 16 lbs.  
**Package Type :** Boxed



-----51" O. A. L.-----

**FORD TRUCK**

Ranger	1998-99	L4	2.5L
--------	---------	----	------


**MAZDA TRUCK**

B2500	1998-01	L4	2.5L
-------	---------	----	------

**30402**

**Inlet A :** 2 Bolt Loose Flange  
**Box Size :** 32"L x 22"W x 10"H  
**Catalyst :** ECO II

**Outlet A :** 2.5" OD Pipe  
**Weight :** 19 lbs.  
**Package Type :** Boxed



-----36.5" O. A. L.-----

**FORD VAN**

E-150	2003-07	V8	4.6L
E-150 Club Wagon	2003-05	V8	4.6L
E-150 Econoline	2000-02	V8	4.6L
E-150 Econoline Club Wagon	2000-02	V8	4.6L

**30402 (CONT'D)**

**FORD VAN (CONT'D)**

E-250	2003-07	V8	4.6L
-------	---------	----	------

**30403**

**Inlet A :** 2 Bolt Loose Flange  
**Box Size :** 44"L x 26"W x 12"H  
**Weight :** 23 lbs.  
**Package Type :** Boxed

**Outlet A :** 2.5" OD Pipe  
**Outlet B :** 2.5" ID Pipe  
**Catalyst :** ECO II



-----47" O. A. L.-----

**FORD VAN**

E-150	2003-07	V8	4.6L
E-150 Club Wagon	2003-05	V8	4.6L
E-150 Econoline	2000-02	V8	4.6L
E-150 Econoline Club Wagon	2000-02	V8	4.6L
E-250	2003-07	V8	4.6L

**30406**

**Inlet A :** 3 Bolt Welded Flange  
**Box Size :** 36"L x 11"W x 7"H  
**Catalyst :** ECO II

**Outlet A :** 2 Bolt Welded Flange  
**Weight :** 15 lbs.  
**Package Type :** Boxed



-----32.5" O. A. L.-----


**FORD TRUCK**

Explorer	1999-00	V6	4.0L
----------	---------	----	------

**30407**

**Inlet A :** 2 Bolt Loose Flange  
**Inlet B :** 2 Bolt Loose Flange  
**Box Size :** 44"L x 26"W x 12"H  
**Package Type :** Boxed

**Outlet A :** 2.25" OD Pipe  
**Weight :** 29 lbs.  
**Catalyst :** Standard



-----54" O. A. L.-----

**30407 (CONT'D)**

**FORD TRUCK**

Bronco	1996	V8	5.0L
--------	------	----	------

**30408**

**Inlet A** : 6 Bolt Welded Flange  
**Box Size** : 7"L x 14"W x 12"H  
**Catalyst** : ECO II

**Outlet A** : 2 Bolt Welded Flange  
**Weight** : 11 lbs.  
**Package Type** : Boxed



-----14.5" O. A. L.-----

**FORD**

Taurus	2000-05	V6	3.0L
--------	---------	----	------

**MERCURY**

Sable	2000-05	V6	3.0L
-------	---------	----	------

**30409**

**Inlet A** : 2 Bolt Loose Flange  
**Box Size** : 44"L x 26"W x 12"H  
**Catalyst** : ECO II

**Outlet A** : 2.25" OD Pipe  
**Weight** : 17 lbs.  
**Package Type** : Boxed



-----46" O. A. L.-----

**LINCOLN**

LS	2000-02	V8	3.9L
----	---------	----	------

**30410**

**Inlet A** : 2 Bolt Loose Flange  
**Box Size** : 44"L x 26"W x 12"H  
**Catalyst** : ECO II

**Outlet A** : 2.25" OD Pipe  
**Weight** : 18 lbs.  
**Package Type** : Boxed



-----46.5" O. A. L.-----

**LINCOLN**

LS	2000-02	V8	3.9L
----	---------	----	------

**30411**

**Inlet A** : 2 Bolt Welded Flange  
**Box Size** : 36"L x 11"W x 7"H  
**Catalyst** : Standard

**Outlet A** : 2.25" OD Pipe  
**Weight** : 11 lbs.  
**Package Type** : Boxed



-----29.75" O. A. L.-----

**FORD TRUCK**

Escape	2005-08	L4	2.3L
Escape	2001-08	V6	3.0L

**MAZDA TRUCK**

Tribute	2005-06	L4	2.3L
Tribute	2001-06	V6	3.0L
Tribute	2008	V6	3.0L

**MERCURY TRUCK**

Mariner	2005-08	L4	2.3L
Mariner	2005-08	V6	3.0L

**30412**

**Inlet A** : 2 Bolt Loose Flange  
**Box Size** : 32"L x 22"W x 10"H  
**Weight** : 12 lbs.  
**Package Type** : Boxed

**Outlet A** : 2 Bolt Welded Flange  
**Outlet B** : 2 Bolt Welded Flange  
**Catalyst** : ECO II



-----29" O. A. L.-----

**FORD**

Taurus	2000-05	V6	3.0L
--------	---------	----	------

**MERCURY**

Sable	2000-05	V6	3.0L
-------	---------	----	------

## 30414

**Inlet A :** 2 Bolt Loose Flange  
**Inlet B :** 3 Bolt Loose Flange  
**Box Size :** 45"L x 15"W x 11"H  
**Package Type :** Boxed

**Outlet A :** 2 Bolt Welded Flange  
**Weight :** 18 lbs.  
**Catalyst :** ECO II



←-----40.25" O. A. L.----->

### FORD

Taurus	1996-99	V6	3.0L
--------	---------	----	------

### MERCURY

Sable	1996-99	V6	3.0L
-------	---------	----	------

## 30418

**Inlet A :** 3 Bolt Welded Flange  
**Box Size :** 42"L x 10"W x 7"H  
**Catalyst :** Standard

**Outlet A :** 3" OD Pipe  
**Weight :** 17 lbs.  
**Package Type :** Boxed



←-----36" O. A. L.----->

### FORD VAN

E-350 Econoline	1997-98	V10	6.8L
-----------------	---------	-----	------

E-350 Econoline Club Wagon	1997-00	V10	6.8L
----------------------------	---------	-----	------

## 30415

**Inlet A :** 2 Bolt Loose Flange  
**Inlet B :** 2 Bolt Loose Flange  
**Box Size :** 45"L x 15"W x 11"H  
**Package Type :** Boxed

**Outlet A :** 4 Bolt Welded Flange  
**Weight :** 24 lbs.  
**Catalyst :** ECO II



←-----44" O. A. L.----->

### FORD VAN

Windstar	2001-03	V6	3.8L
----------	---------	----	------

## 30416

**Inlet A :** 2 Bolt Welded Flange  
**Box Size :** 15"L x 8"W x 5"H  
**Catalyst :** Standard

**Outlet A :** 2.25" OD Pipe  
**Weight :** 6 lbs.  
**Package Type :** Boxed



←-----11" O. A. L.----->

### FORD

Taurus	1996-99	V8	3.4L
--------	---------	----	------

## 30419

**Inlet A :** 3 Bolt Welded Flange  
**Box Size :** 36"L x 11"W x 7"H  
**Catalyst :** ECO II

**Outlet A :** 2 Bolt Welded Flange  
**Weight :** 15 lbs.  
**Package Type :** Boxed



←-----33" O. A. L.----->

### FORD TRUCK

Explorer	2000-03	V6	4.0L
----------	---------	----	------

Explorer Sport Trac	2001-03	V6	4.0L
---------------------	---------	----	------

### MERCURY TRUCK

Mountaineer	2000-01	V6	4.0L
-------------	---------	----	------

## 30420

**Inlet A :** 2 Bolt Loose Flange  
**Inlet B :** 2 Bolt Loose Flange  
**Box Size :** 45"L x 15"W x 11"H  
**Package Type :** Boxed

**Outlet A :** 2 Bolt Welded Flange  
**Weight :** 22 lbs.  
**Catalyst :** ECO II



←-----43" O. A. L.----->

### FORD

Taurus	1997-98	V6	3.0L
--------	---------	----	------

### MERCURY

Sable	1998	V6	3.0L
-------	------	----	------

**30421**

**Inlet A** : 2 Bolt Loose Flange  
**Box Size** : 75"L x 10"W x 5"H  
**Catalyst** : ECO II

**Outlet A** : 2 Bolt Welded Flange  
**Weight** : 18 lbs.  
**Package Type** : Boxed



-----49" O. A. L.-----

**FORD TRUCK**

Ranger	2001-07	L4	2.3L
--------	---------	----	------

**MAZDA TRUCK**

B2300	2001-06	L4	2.3L
-------	---------	----	------

**30424**

**Inlet A** : 2 Bolt Loose Flange  
**Box Size** : 44"L x 26"W x 12"H  
**Weight** : 25 lbs.  
**Package Type** : Boxed

**Outlet A** : 2.5" OD Pipe  
**Outlet B** : 2.5" ID Pipe  
**Catalyst** : ECO II



-----49" O. A. L.-----

**FORD TRUCK**

F-150	1999-00	V8	4.6L
F-250	1999	V8	4.6L

**30422**

**Inlet A** : 2 Bolt Loose Flange  
**Inlet B** : 2 Bolt Loose Flange  
**Box Size** : 45"L x 15"W x 11"H  
**Package Type** : Boxed

**Outlet A** : 2 Bolt Welded Flange  
**Weight** : 23 lbs.  
**Catalyst** : ECO II



-----42" O. A. L.-----

**FORD**

Taurus	1996-99	V8	3.4L
--------	---------	----	------

**30425**

**Inlet A** : 2 Bolt Loose Flange  
**Box Size** : 32"L x 21"W x 17"H  
**Catalyst** : ECO II

**Outlet A** : 2.5" OD Pipe  
**Weight** : 13 lbs.  
**Package Type** : Boxed



-----33.75" O. A. L.-----

**FORD TRUCK**

Expedition	1999-00	V8	4.6L
F-150	1999-00	V8	4.6L
F-250	1999	V8	4.6L

**30423**

**Inlet A** : 2 Bolt Loose Flange  
**Box Size** : 32"L x 21"W x 17"H  
**Catalyst** : ECO II

**Outlet A** : 2.5" OD Pipe  
**Weight** : 21 lbs.  
**Package Type** : Boxed



-----35" O. A. L.-----

**FORD TRUCK**

F-150	1999-00	V8	4.6L
F-250	1999	V8	4.6L

**30426**

**Inlet A** : 2 Bolt Loose Flange  
**Box Size** : 44"L x 26"W x 12"H  
**Weight** : 23 lbs.  
**Package Type** : Boxed

**Outlet A** : 2.5" OD Pipe  
**Outlet B** : 2.5" ID Pipe  
**Catalyst** : ECO II



-----46" O. A. L.-----

**FORD TRUCK**

Expedition	1999-00	V8	4.6L
F-150	1999-00	V8	4.6L
F-250	1999	V8	4.6L

**30428**

**Inlet A :** 2 Bolt Loose Flange  
**Inlet B :** 2 Bolt Loose Flange  
**Box Size :** 46"L x 26"W x 13"H  
**Package Type :** Boxed

**Outlet A :** 2.25" OD Pipe  
**Weight :** 31 lbs.  
**Catalyst :** Standard



-----69.5" O. A. L.-----

**FORD TRUCK**

Bronco	1994-96	V8	5.8L
F-150	1994-96	V8	5.8L
F-250	1994-97	V8	5.8L
F-350	1994-97	V8	5.8L

**FORD VAN**

E-150 Econoline	1995-96	V8	5.8L
E-150 Econoline Club Wagon	1995-96	V8	5.8L
E-250 Econoline	1996	V8	5.8L
E-350 Econoline	1996	V8	5.8L
E-350 Econoline Club Wagon	1996	V8	5.8L

**30429**

**Inlet A :** 2 Bolt Loose Flange  
**Box Size :** 33"L x 22"W x 10"H  
**Catalyst :** ECO II

**Outlet A :** 2.5" OD Pipe  
**Weight :** 12 lbs.  
**Package Type :** Boxed



-----36" O. A. L.-----

**FORD TRUCK**

F-150	2000-03	V6	4.2L
F-150 Heritage	2004	V6	4.2L

**30430**

**Inlet A :** 2 Bolt Loose Flange  
**Box Size :** 44"L x 26"W x 12"H  
**Weight :** 19 lbs.  
**Package Type :** Boxed

**Outlet A :** 2.5" OD Pipe  
**Outlet B :** 2.5" ID Pipe  
**Catalyst :** ECO II



-----46.5" O. A. L.-----

**FORD TRUCK**

F-150	2000-03	V6	4.2L
F-150 Heritage	2004	V6	4.2L

**30431**

**Inlet A :** 2 Bolt Loose Flange  
**Inlet B :** 2 Bolt Loose Flange  
**Box Size :** 45"L x 15"W x 11"H  
**Package Type :** Boxed

**Outlet A :** 2 Bolt Welded Flange  
**Weight :** 19 lbs.  
**Catalyst :** Standard



-----42.5" O. A. L.-----

**LINCOLN**

Continental	1998-02	V8	4.6L
-------------	---------	----	------

**30432**

**Inlet A :** 2 Bolt Loose Flange  
**Inlet B :** 2 Bolt Loose Flange  
**Box Size :** 43"L x 21"W x 11"H  
**Package Type :** Boxed

**Outlet A :** 2 Bolt Welded Flange  
**Weight :** 23 lbs.  
**Catalyst :** Standard



-----42" O. A. L.-----

**FORD**

Taurus	1994-95	V6	3.2L
--------	---------	----	------

**30434**

**Inlet A :** 2 Bolt Loose Flange  
**Inlet B :** 2 Bolt Loose Flange  
**Box Size :** 32"L x 22"W x 10"H  
**Package Type :** Boxed

**Outlet A :** 3 Bolt Welded Flange  
**Weight :** 13 lbs.  
**Catalyst :** ECO II



-----25" O. A. L.-----

**FORD TRUCK**

Explorer	2000-03	V6	4.0L
Explorer Sport Trac	2001-03	V6	4.0L
Ranger	2001-02	V6	4.0L

**MAZDA TRUCK**

B4000	2001-02	V6	4.0L
-------	---------	----	------

**MERCURY TRUCK**

Mountaineer	2000-01	V6	4.0L
-------------	---------	----	------

**30435**

**Inlet A :** 2 Bolt Loose Flange  
**Inlet B :** 2 Bolt Loose Flange  
**Box Size :** 45"L x 15"W x 11"H  
**Package Type :** Boxed

**Outlet A :** 2 Bolt Welded Flange  
**Weight :** 23 lbs.  
**Catalyst :** ECO II



-----46" O. A. L.-----

**FORD VAN**

Windstar	1997-00	V6	3.0L
----------	---------	----	------

**30436**

**Inlet A :** 2 Bolt Loose Flange  
**Box Size :** 32"L x 21"W x 17"H  
**Catalyst :** ECO II

**Outlet A :** 2.5" OD Pipe  
**Weight :** 13 lbs.  
**Package Type :** Boxed



-----38" O. A. L.-----

**FORD VAN**

E-150 Econoline	1997-99	V8	4.6L
E-150 Econoline Club Wagon	1997-99	V8	4.6L

**30437**

**Inlet A :** 2 Bolt Loose Flange  
**Box Size :** 44"L x 26"W x 12"H  
**Weight :** 23 lbs.  
**Package Type :** Boxed

**Outlet A :** 2.5" OD Pipe  
**Outlet B :** 2.5" ID Pipe  
**Catalyst :** ECO II



-----47" O. A. L.-----

**FORD VAN**

E-150 Econoline	1997-99	V8	4.6L
E-150 Econoline Club Wagon	1997-99	V8	4.6L

**30438**

**Inlet A :** 2 Bolt Loose Flange  
**Box Size :** 32"L x 22"W x 10"H  
**Catalyst :** ECO II

**Outlet A :** 2.5" OD Pipe  
**Weight :** 13 lbs.  
**Package Type :** Boxed



-----34" O. A. L.-----

**FORD TRUCK**

F-150	2001-04	V8	5.4L
F-150 Heritage	2004	V8	5.4L

**LINCOLN TRUCK**

Blackwood	2002	V8	5.4L
-----------	------	----	------

**30439**

**Inlet A :** 2 Bolt Loose Flange  
**Box Size :** 44"L x 26"W x 12"H  
**Weight :** 25 lbs.  
**Package Type :** Boxed

**Outlet A :** 2.5" OD Pipe  
**Outlet B :** 2.5" ID Pipe  
**Catalyst :** ECO II



-----46.5" O. A. L.-----

**FORD TRUCK**

F-150	2001-04	V8	5.4L
F-150 Heritage	2004	V8	5.4L

**LINCOLN TRUCK**

Blackwood	2002	V8	5.4L
-----------	------	----	------

## 30440

**Inlet A :** 2 Bolt Loose Flange  
**Inlet B :** 2 Bolt Loose Flange  
**Box Size :** 32"L x 22"W x 10"H  
**Package Type :** Boxed

**Outlet A :** 3 Bolt Welded Flange  
**Weight :** 16 lbs.  
**Catalyst :** ECO II



-----15.5" O. A. L.-----

### FORD TRUCK

Explorer Sport Trac	2004-05	V6	4.0L
---------------------	---------	----	------

## 30443

**Inlet A :** 2 Bolt Loose Flange  
**Box Size :** 44"L x 26"W x 12"H  
**Weight :** 21 lbs.  
**Package Type :** Boxed

**Outlet A :** 2 Bolt Loose Flange  
**Outlet B :** 2.5" ID Pipe  
**Catalyst :** ECO II



-----46" O. A. L.-----

### LINCOLN TRUCK

Navigator	2003-04	V8	5.4L
-----------	---------	----	------

## 30441

**Inlet A :** 2 Bolt Loose Flange  
**Box Size :** 36"L x 11"W x 7"H  
**Catalyst :** ECO II

**Outlet A :** 2 Bolt Welded Flange  
**Weight :** 14 lbs.  
**Package Type :** Boxed



-----30.5" O. A. L.-----

### FORD TRUCK

Explorer	2004-05	V6	4.0L
Explorer Sport Trac	2004-05	V6	4.0L

## 30446

**Inlet A :** 2 Bolt Loose Flange  
**Inlet B :** 2 Bolt Loose Flange  
**Box Size :** 52"L x 27"W x 11"H  
**Package Type :** Unboxed

**Outlet A :** 2.25" OD Pipe  
**Weight :** 21 lbs.  
**Catalyst :** ECO II



-----51.5" O. A. L.-----

### LINCOLN

Mark VIII	1996-98	V8	4.6L
-----------	---------	----	------

## 30442

**Inlet A :** 2 Bolt Loose Flange  
**Box Size :** 43"L x 21"W x 11"H  
**Catalyst :** ECO II

**Outlet A :** 2.5" OD Pipe  
**Weight :** 20 lbs.  
**Package Type :** Boxed



-----38.5" O. A. L.-----

### LINCOLN TRUCK

Navigator	2003-04	V8	5.4L
-----------	---------	----	------

## 30447

**Inlet A :** 2 Bolt Loose Flange  
**Inlet B :** 3 Bolt Loose Flange  
**Box Size :** 53"L x 17"W x 8"H  
**Package Type :** Unboxed

**Outlet A :** 2 Bolt Welded Flange  
**Weight :** 27 lbs.  
**Catalyst :** ECO II



-----55.5" O. A. L.-----

### FORD TRUCK

Explorer	2002-05	V6	4.0L
----------	---------	----	------

### MERCURY TRUCK

Mountaineer	2002-05	V6	4.0L
-------------	---------	----	------

**30448**

**Inlet A :** 3 Bolt Welded Flange  
**Box Size :** 36"L x 11"W x 7"H  
**Catalyst :** ECO II

**Outlet A :** 2 Bolt Welded Flange  
**Weight :** 20 lbs.  
**Package Type :** Boxed



-----35.5" O. A. L.-----

**FORD TRUCK**

Ranger	2001-03	V6	3.0L
Ranger	2001-03	V6	4.0L

**MAZDA TRUCK**

B3000	2001-03	V6	3.0L
B4000	2001-03	V6	4.0L

**30449**

**Inlet A :** 2 Bolt Loose Flange  
**Inlet B :** 2 Bolt Loose Flange  
**Box Size :** 51"L x 29"W x 14"H  
**Catalyst :** ECO II

**Outlet A :** 2.5" OD Pipe  
**Outlet B :** 2.5" OD Pipe  
**Weight :** 27 lbs.  
**Package Type :** Unboxed



-----51" O. A. L.-----

**FORD**

Mustang	2005-10	V8	4.6L
---------	---------	----	------

**30450**

**Inlet A :** 2 Bolt Loose Flange  
**Inlet B :** 2 Bolt Loose Flange  
**Box Size :** 45"L x 15"W x 11"H  
**Package Type :** Boxed

**Outlet A :** 3" OD Pipe  
**Weight :** 28 lbs.  
**Catalyst :** ECO II



-----48" O. A. L.-----

**FORD MEDIUM/HEAVY TRUCK**

E-450 Super Duty	2006-08	V8	5.4L
E-450 Super Duty	2005-08	V10	6.8L

**FORD VAN**

E-150	2005-08	V8	5.4L
-------	---------	----	------

**30450 (CONT'D)**

**FORD VAN (CONT'D)**

E-150 Club Wagon	2005	V8	5.4L
E-250	2005-08	V8	5.4L
E-350 Club Wagon	2005	V8	5.4L
E-350 Club Wagon	2005	V10	6.8L
E-350 Super Duty	2005-08	V8	5.4L
E-350 Super Duty	2005-08	V10	6.8L

**30454**

**Inlet A :** 2 Bolt Loose Flange  
**Inlet B :** 2 Bolt Loose Flange  
**Box Size :** 45"L x 15"W x 11"H  
**Package Type :** Boxed

**Outlet A :** 2 Bolt Welded Flange  
**Weight :** 27 lbs.  
**Catalyst :** ECO II



-----58.5" O. A. L.-----

**FORD TRUCK**

Explorer	2002-05	V8	4.6L
----------	---------	----	------

**MERCURY TRUCK**

Mountaineer	2002-05	V8	4.6L
-------------	---------	----	------

**30455**

**Inlet A :** 2 Bolt Loose Flange  
**Inlet B :** 2 Bolt Loose Flange  
**Box Size :** 55"L x 30"W x 16"H  
**Catalyst :** ECO II

**Outlet A :** 2 Bolt Loose Flange  
**Outlet B :** 2 Bolt Loose Flange  
**Weight :** 28 lbs.  
**Package Type :** Unboxed



-----58" O. A. L.-----

**FORD**

Mustang	1999-04	V8	4.6L
---------	---------	----	------



## 30456

**Inlet A :** 2 Bolt Loose Flange  
**Box Size :** 32"L x 22"W x 10"H  
**Catalyst :** ECO III

**Outlet A :** 2.5" OD Pipe  
**Weight :** 12 lbs.  
**Package Type :** Boxed



←-----37" O. A. L.----->

### FORD TRUCK

Expedition	2003-04	V8	4.6L
------------	---------	----	------

## 30459

**Inlet A :** 2 Bolt Loose Flange  
**Box Size :** 48"L x 26"W x 11"H  
**Weight :** 18 lbs.  
**Package Type :** Unboxed

**Outlet A :** 2.5" OD Pipe  
**Outlet B :** 2.87" ID Pipe  
**Catalyst :** ECO II



←-----49.5" O. A. L.----->

### FORD TRUCK

F-150 Heritage	2004	V8	5.4L
----------------	------	----	------

## 30457

**Inlet A :** 2 Bolt Loose Flange  
**Box Size :** 44"L x 26"W x 12"H  
**Weight :** 19 lbs.  
**Package Type :** Boxed

**Outlet A :** 2.5" ID Pipe  
**Outlet B :** 2.5" ID Pipe  
**Catalyst :** ECO III



←-----44" O. A. L.----->

### FORD TRUCK

Expedition	2003-04	V8	4.6L
------------	---------	----	------

## 30460

**Inlet A :** 2 Bolt Loose Flange  
**Inlet B :** 2 Bolt Loose Flange  
**Box Size :** 44"L x 29"W x 13"H  
**Package Type :** Unboxed

**Outlet A :** 2 Bolt Welded Flange  
**Weight :** 22 lbs.  
**Catalyst :** ECO II



←-----44.75" O. A. L.----->

### FORD TRUCK

Explorer	2006-10	V6	4.0L
Explorer Sport Trac	2007-10	V6	4.0L

### MERCURY TRUCK

Mountaineer	2006-10	V6	4.0L
-------------	---------	----	------

## 30458

**Inlet A :** 2 Bolt Loose Flange  
**Box Size :** 32"L x 22"W x 10"H  
**Catalyst :** ECO II

**Outlet A :** 2.87" OD Pipe  
**Weight :** 12 lbs.  
**Package Type :** Boxed



←-----34" O. A. L.----->

### FORD TRUCK

F-150 Heritage	2004	V8	5.4L
----------------	------	----	------

## 30461

**Inlet A :** 2 Bolt Loose Flange  
**Box Size :** 45"L x 15"W x 11"H  
**Catalyst :** ECO II

**Outlet A :** 2.25" OD Pipe  
**Weight :** 11 lbs.  
**Package Type :** Boxed



←-----44.5" O. A. L.----->

### JAGUAR

S-Type	2000-02	V6	3.0L
--------	---------	----	------

### LINCOLN

LS	2000-02	V6	3.0L
----	---------	----	------

**30462**

**Inlet A :** 2 Bolt Loose Flange  
**Box Size :** 45"L x 15"W x 11"H  
**Catalyst :** ECO II

**Outlet A :** 2.25" OD Pipe  
**Weight :** 12 lbs.  
**Package Type :** Boxed



-----47.25" O. A. L.-----

**JAGUAR**

S-Type	2000-02	V6	3.0L
--------	---------	----	------

**LINCOLN**

LS	2000-02	V6	3.0L
----	---------	----	------

**30463**

**Inlet A :** 2 Bolt Loose Flange  
**Inlet B :** 2 Bolt Loose Flange  
**Box Size :** 32"L x 22"W x 10"H  
**Package Type :** Boxed

**Outlet A :** 3 Bolt Welded Flange  
**Weight :** 10 lbs.  
**Catalyst :** ECO II



-----26.75" O. A. L.-----

**FORD TRUCK**

Explorer	1999-00	V6	4.0L
----------	---------	----	------

**30464**

**Inlet A :** 2 Bolt Welded Flange  
**Inlet B :** 2 Bolt Welded Flange  
**Box Size :** 43"L x 21"W x 11"H  
**Package Type :** Boxed

**Outlet A :** 3 Bolt Welded Flange  
**Weight :** 23 lbs.  
**Catalyst :** ECO II



-----42" O. A. L.-----

**FORD VAN**

E-150 Club Wagon	2003	V8	5.4L
E-150 Econoline	2000-02	V8	5.4L
E-150 Econoline Club Wagon	2000-02	V8	5.4L
E-250 Econoline	2000-02	V8	5.4L
E-350 Club Wagon	2003	V8	5.4L
E-350 Econoline Club Wagon	2000-02	V8	5.4L

**30464 (CONT'D)**

**FORD VAN (CONT'D)**

E-350 Super Duty	2000-03	V8	5.4L
------------------	---------	----	------

**30465**

**Inlet A :** 2 Bolt Welded Flange  
**Box Size :** 32"L x 22"W x 10"H  
**Catalyst :** ECO II

**Outlet A :** 2.5" OD Pipe  
**Weight :** 12 lbs.  
**Package Type :** Boxed



-----35.5" O. A. L.-----

**FORD TRUCK**

Expedition	2003-04	V8	5.4L
------------	---------	----	------

**30466**

**Inlet A :** 2 Bolt Loose Flange  
**Inlet B :** 2.5" ID Pipe  
**Box Size :** 44"L x 26"W x 12"H  
**Package Type :** Boxed

**Outlet A :** 2 Bolt Loose Flange  
**Weight :** 19 lbs.  
**Catalyst :** ECO II



-----45.5" O. A. L.-----

**FORD TRUCK**

Expedition	2003-04	V8	5.4L
------------	---------	----	------

**30467**

**Inlet A :** 2 Bolt Loose Flange  
**Box Size :** 32"L x 21"W x 17"H  
**Catalyst :** ECO II

**Outlet A :** 2.5" OD Pipe  
**Weight :** 14 lbs.  
**Package Type :** Boxed



-----36" O. A. L.-----

**FORD TRUCK**

F-150	1997-98	V6	4.2L
-------	---------	----	------

**30468**

**Inlet A** : 2 Bolt Loose Flange  
**Box Size** : 44"L x 26"W x 12"H  
**Weight** : 25 lbs.  
**Package Type** : Boxed

**Outlet A** : 2.5" OD Pipe  
**Outlet B** : 2.5" ID Pipe  
**Catalyst** : ECO II



-----53" O. A. L.-----

**FORD TRUCK**

F-150	1997-98	V6	4.2L
-------	---------	----	------

**30469**

**Inlet A** : 2 Bolt Loose Flange  
**Box Size** : 32"L x 22"W x 10"H  
**Catalyst** : ECO II

**Outlet A** : 2.5" OD Pipe  
**Weight** : 15 lbs.  
**Package Type** : Boxed



-----34" O. A. L.-----

**FORD TRUCK**

F-150	2004	V8	4.6L
-------	------	----	------

**30470**

**Inlet A** : 2 Bolt Loose Flange  
**Box Size** : 44"L x 26"W x 12"H  
**Weight** : 20 lbs.  
**Package Type** : Boxed

**Outlet A** : 2.5" OD Pipe  
**Outlet B** : 2.5" ID Pipe  
**Catalyst** : ECO II



-----49.5" O. A. L.-----

**FORD TRUCK**

F-150	2004	V8	4.6L
-------	------	----	------

**30471**

**Inlet A** : 2 Bolt Welded Flange  
**Box Size** : 24"L x 8"W x 5"H  
**Catalyst** : Standard

**Outlet A** : 2" ID Pipe  
**Weight** : 7 lbs.  
**Package Type** : Boxed



-----20" O. A. L.-----

**FORD**

Focus	2005-07	L4	2.0L
Focus	2003-07	L4	2.3L

**30472**

**Inlet A** : 2 Bolt Welded Flange  
**Box Size** : 19"L x 9"W x 5"H  
**Catalyst** : ECO II

**Outlet A** : 2 Bolt Welded Flange  
**Weight** : 7 lbs.  
**Package Type** : Boxed



-----18" O. A. L.-----

**FORD**

Five Hundred	2005-07	V6	3.0L
--------------	---------	----	------

**MERCURY**

Montego	2005-07	V6	3.0L
---------	---------	----	------

**30473**

**Inlet A** : 2 Bolt Welded Flange  
**Box Size** : 36"L x 11"W x 7"H  
**Catalyst** : ECO II

**Outlet A** : 2 Bolt Welded Flange  
**Weight** : 7 lbs.  
**Package Type** : Boxed



-----20.5" O. A. L.-----

**FORD**

Five Hundred	2005-07	V6	3.0L
Freestyle	2005-07	V6	3.0L

**MERCURY**

Montego	2005-07	V6	3.0L
---------	---------	----	------

**BUYERS GUIDE**

**30474**

**Inlet A :** 2 Bolt Welded Flange  
**Box Size :** 19"L x 9"W x 5"H  
**Catalyst :** Standard

**Outlet A :** 2.25" OD Pipe  
**Weight :** 6 lbs.  
**Package Type :** Boxed



-----17" O. A. L.-----

**FORD**

Five Hundred	2005-07	V6	3.0L
Freestyle	2005-07	V6	3.0L

**MERCURY**

Montego	2005-07	V6	3.0L
---------	---------	----	------

**30475**

**Inlet A :** 2 Bolt Loose Flange  
**Inlet B :** 2 Bolt Loose Flange  
**Box Size :** 33"L x 22"W x 10"H  
**Package Type :** Boxed

**Outlet A :** 3 Bolt Welded Flange  
**Weight :** 13 lbs.  
**Catalyst :** ECO II



-----26" O. A. L.-----

**FORD TRUCK**

Ranger	1998-00	V6	3.0L
Ranger	1998-00	V6	4.0L

**MAZDA TRUCK**

B4000	1998-00	V6	4.0L
-------	---------	----	------

**30476**

**Inlet A :** 2 Bolt Loose Flange  
**Box Size :** 32"L x 22"W x 10"H  
**Catalyst :** ECO II

**Outlet A :** 2.25" OD Pipe  
**Weight :** 15 lbs.  
**Package Type :** Boxed



-----34.5" O. A. L.-----

**FORD TRUCK**

F-150	1999-03	V8	5.4L
F-250	1999	V8	5.4L

**30477**

**Inlet A :** 2 Bolt Loose Flange  
**Box Size :** 44"L x 26"W x 12"H  
**Weight :** 20 lbs.  
**Package Type :** Boxed

**Outlet A :** 2.5" OD Pipe  
**Outlet B :** 2.25" ID Pipe  
**Catalyst :** ECO II



-----46" O. A. L.-----

**FORD TRUCK**

F-150	1999-03	V8	5.4L
F-250	1999	V8	5.4L

**30478**

**Inlet A :** 2 Bolt Welded Flange  
**Inlet B :** 2 Bolt Loose Flange  
**Box Size :** 55"L x 30"W x 11"H  
**Catalyst :** ECO II

**Outlet A :** 2 Bolt Loose Flange  
**Outlet B :** 2 Bolt Loose Flange  
**Weight :** 33 lbs.  
**Package Type :** Unboxed



-----55" O. A. L.-----


**FORD**

Mustang	2004	V8	4.6L
---------	------	----	------

**30480**

**Inlet A :** 2 Bolt Loose Flange  
**Box Size :** 44"L x 26"W x 12"H  
**Catalyst :** ECO II

**Outlet A :** 2.5" OD Pipe  
**Weight :** 16 lbs.  
**Package Type :** Boxed



-----40.5" O. A. L.-----

**FORD TRUCK**

Expedition	2001-02	V8	5.4L
------------	---------	----	------

## 30481

**Inlet A** : 2 Bolt Loose Flange  
**Box Size** : 75"L x 10"W x 5"H  
**Weight** : 15 lbs.  
**Package Type** : Boxed

**Outlet A** : 2.5" OD Pipe  
**Outlet B** : 2.5" ID Pipe  
**Catalyst** : ECO II



-----46.5" O. A. L.-----

### FORD TRUCK

Expedition	2001-02	V8	5.4L
------------	---------	----	------

## 30485

**Inlet A** : 2 Bolt Loose Flange  
**Box Size** : 32"L x 21"W x 17"H  
**Catalyst** : ECO II

**Outlet A** : 2.5" OD Pipe  
**Weight** : 15 lbs.  
**Package Type** : Boxed



-----36" O. A. L.-----

### FORD TRUCK

F-150	2001-03	V6	4.2L
F-150 Heritage	2004	V6	4.2L

## 30483

**Inlet A** : 2 Bolt Loose Flange  
**Box Size** : 45"L x 15"W x 11"H  
**Catalyst** : ECO II

**Outlet A** : 2.5" OD Pipe  
**Weight** : 14 lbs.  
**Package Type** : Boxed



-----38.5" O. A. L.-----

### FORD VAN

E-150 Econoline	1999	V6	4.2L
E-150 Econoline Club Wagon	1999	V6	4.2L
E-250 Econoline	1999	V6	4.2L

## 30486

**Inlet A** : 2 Bolt Loose Flange  
**Box Size** : 44"L x 26"W x 12"H  
**Weight** : 20 lbs.  
**Package Type** : Boxed

**Outlet A** : 2" OD Pipe  
**Outlet B** : 2.5" ID Pipe  
**Catalyst** : ECO II



-----46.5" O. A. L.-----

### FORD TRUCK

F-150	2001-03	V6	4.2L
F-150 Heritage	2004	V6	4.2L

## 30484

**Inlet A** : 2 Bolt Loose Flange  
**Box Size** : 44"L x 26"W x 12"H  
**Weight** : 18 lbs.  
**Package Type** : Boxed

**Outlet A** : 2.5" OD Pipe  
**Outlet B** : 2.5" ID Pipe  
**Catalyst** : ECO II



-----48" O. A. L.-----

### FORD VAN

E-150 Econoline	1999	V6	4.2L
E-150 Econoline Club Wagon	1999	V6	4.2L
E-250 Econoline	1999	V6	4.2L

## 30487

**Inlet A** : 2 Bolt Loose Flange  
**Inlet B** : 2 Bolt Loose Flange  
**Box Size** : 45"L x 15"W x 11"H  
**Package Type** : Boxed

**Outlet A** : 2 Bolt Welded Flange  
**Weight** : 24 lbs.  
**Catalyst** : ECO II



-----55.5" O. A. L.-----

### LINCOLN TRUCK

Aviator	2003-05	V8	4.6L
---------	---------	----	------

**30488**

**Inlet A** : 6 Bolt Welded Flange  
**Box Size** : 7"L x 14"W x 12"H  
**Catalyst** : ECO II

**Outlet A** : 2 Bolt Welded Flange  
**Weight** : 12 lbs.  
**Package Type** : Boxed



<-----16" O. A. L.----->

**FORD TRUCK**

Escape	2001-07	V6	3.0L
--------	---------	----	------

**MAZDA TRUCK**

Tribute	2001-06	V6	3.0L
---------	---------	----	------

**MERCURY TRUCK**

Mariner	2005-07	V6	3.0L
---------	---------	----	------

**30489**

**Inlet A** : 6 Bolt Welded Flange  
**Box Size** : 7"L x 14"W x 12"H  
**Catalyst** : ECO II

**Outlet A** : 2 Bolt Welded Flange  
**Weight** : 9 lbs.  
**Package Type** : Boxed



<-----10" O. A. L.----->

**FORD TRUCK**

Escape	2001-08	V6	3.0L
--------	---------	----	------

**MAZDA TRUCK**

Tribute	2001-06	V6	3.0L
Tribute	2008	V6	3.0L

**MERCURY TRUCK**

Mariner	2005-08	V6	3.0L
---------	---------	----	------

**30490**

**Inlet A** : 2 Bolt Loose Flange  
**Inlet B** : 2 Bolt Loose Flange  
**Box Size** : 45"L x 15"W x 11"H  
**Package Type** : Boxed

**Outlet A** : 5 Bolt Welded Flange  
**Weight** : 23 lbs.  
**Catalyst** : ECO III



<-----47" O. A. L.----->

**30490 (CONT'D)**

**FORD VAN**

Freestar	2004-07	V6	3.9L
Freestar	2004-07	V6	4.2L

**MERCURY VAN**

Monterey	2004-07	V6	4.2L
----------	---------	----	------

**30491**

**Inlet A** : 7 Bolt Welded Flange  
**Box Size** : 22"L x 19"W x 9"H  
**Catalyst** : ECO III

**Outlet A** : 2 Bolt Welded Flange  
**Weight** : 19 lbs.  
**Package Type** : Boxed



<-----25.25" O. A. L.----->

**FORD**

Focus	2005-08	L4	2.0L
Focus	2003-07	L4	2.3L

**30493**

**Inlet A** : 2 Bolt Loose Flange  
**Inlet B** : 2 Bolt Loose Flange  
**Box Size** : 43"L x 15"W x 11"H  
**Package Type** : Boxed

**Outlet A** : 4 Bolt Welded Flange  
**Weight** : 29 lbs.  
**Catalyst** : ECO II



<-----52" O. A. L.----->

**FORD MEDIUM/HEAVY TRUCK**

F-450 Super Duty	2005-07	V10	6.8L
F-550 Super Duty	2005-07	V10	6.8L

**FORD TRUCK**

F-250 Super Duty	2005-07	V8	5.4L
F-250 Super Duty	2005-07	V10	6.8L
F-350 Super Duty	2005-07	V8	5.4L
F-350 Super Duty	2005-07	V10	6.8L

## 30494

**Inlet A** : 2 Bolt Loose Flange  
**Box Size** : 32"L x 22"W x 10"H  
**Catalyst** : ECO II

**Outlet A** : 2.5" OD Pipe  
**Weight** : 15 lbs.  
**Package Type** : Boxed



-----35" O. A. L.-----

### FORD TRUCK

F-150	2004-06	V8	5.4L
-------	---------	----	------

### LINCOLN TRUCK

Mark LT	2006	V8	5.4L
---------	------	----	------

## 30497

**Inlet A** : 2 Bolt Loose Flange  
**Box Size** : 44"L x 26"W x 12"H  
**Weight** : 22 lbs.  
**Package Type** : Boxed

**Outlet A** : 2 Bolt Welded Flange  
**Outlet B** : 2.5" ID Pipe  
**Catalyst** : ECO III



-----46" O. A. L.-----

### FORD TRUCK

Expedition	2007-13	V8	5.4L
------------	---------	----	------

F-150	2009-10	V8	5.4L
-------	---------	----	------

### LINCOLN TRUCK

Navigator	2007-13	V8	5.4L
-----------	---------	----	------

## 30495

**Inlet A** : 2 Bolt Loose Flange  
**Box Size** : 32"L x 22"W x 10"H  
**Weight** : 21 lbs.  
**Package Type** : Boxed

**Outlet A** : 2.5" OD Pipe  
**Outlet B** : 2.5" ID Pipe  
**Catalyst** : ECO II



-----49" O. A. L.-----

### FORD TRUCK

F-150	2004-06	V8	5.4L
-------	---------	----	------

### LINCOLN TRUCK

Mark LT	2006	V8	5.4L
---------	------	----	------

## 30498

**Inlet A** : 2 Bolt Loose Flange  
**Box Size** : 32"L x 22"W x 10"H  
**Catalyst** : ECO II

**Outlet A** : 2.5" OD Pipe  
**Weight** : 14 lbs.  
**Package Type** : Boxed



-----35" O. A. L.-----

### FORD TRUCK

F-150	2004-05	V8	5.4L
-------	---------	----	------

## 30496

**Inlet A** : 2 Bolt Loose Flange  
**Box Size** : 30"L x 8"W x 6"H  
**Catalyst** : ECO III

**Outlet A** : 2.25" OD Pipe  
**Weight** : 8 lbs.  
**Package Type** : Boxed



-----28" O. A. L.-----

### FORD TRUCK

Expedition	2007-13	V8	5.4L
------------	---------	----	------

F-150	2009-10	V8	5.4L
-------	---------	----	------

### LINCOLN TRUCK

Navigator	2007-13	V8	5.4L
-----------	---------	----	------

## 30499

**Inlet A** : 2 Bolt Loose Flange  
**Box Size** : 32"L x 22"W x 10"H  
**Weight** : 20 lbs.  
**Package Type** : Boxed

**Outlet A** : 2.5" ID Pipe  
**Outlet B** : 2.5" ID Pipe  
**Catalyst** : ECO II



-----49" O. A. L.-----

### FORD TRUCK

F-150	2004-05	V8	5.4L
-------	---------	----	------

**30500**

**Inlet A :** 2 Bolt Loose Flange  
**Box Size :** 45"L x 15"W x 11"H  
**Catalyst :** ECO II

**Outlet A :** 2.25" OD Pipe  
**Weight :** 15 lbs.  
**Package Type :** Boxed



-----45" O. A. L.-----

**LINCOLN**

LS	2003-05	V6	3.0L
----	---------	----	------

**30501**

**Inlet A :** 2 Bolt Loose Flange  
**Box Size :** 45"L x 15"W x 11"H  
**Catalyst :** ECO II

**Outlet A :** 2.25" OD Pipe  
**Weight :** 15 lbs.  
**Package Type :** Boxed



-----49" O. A. L.-----

**LINCOLN**

LS	2003-05	V6	3.0L
----	---------	----	------

**30502**

**Inlet A :** 7 Bolt Welded Flange  
**Box Size :** 33"L x 22"W x 10"H  
**Catalyst :** ECO III

**Outlet A :** 2 Bolt Welded Flange  
**Weight :** 14 lbs.  
**Package Type :** Boxed



-----35" O. A. L.-----

**FORD**

Focus	2005-07	L4	2.0L
Focus	2005-07	L4	2.3L

**30506**

**Inlet A :** 2 Bolt Loose Flange  
**Box Size :** 33"L x 22"W x 9"H  
**Catalyst :** ECO II

**Outlet A :** 2.5" OD Pipe  
**Weight :** 18 lbs.  
**Package Type :** Boxed



-----35.5" O. A. L.-----

**FORD TRUCK**

Expedition	2001-02	V8	4.6L
F-150	2001-02	V8	4.6L

**30507**

**Inlet A :** 2 Bolt Loose Flange  
**Box Size :** 44"L x 26"W x 12"H  
**Catalyst :** ECO II

**Outlet A :** 2.5" OD Pipe  
**Weight :** 24 lbs.  
**Package Type :** Boxed



-----46" O. A. L.-----

**FORD TRUCK**

Expedition	2001-02	V8	4.6L
F-150	2001-02	V8	4.6L

**30508**

**Inlet A :** 6 Bolt Welded Flange  
**Box Size :** 18"L x 14"W x 9"H  
**Catalyst :** ECO II

**Outlet A :** 2 Bolt Welded Flange  
**Weight :** 12 lbs.  
**Package Type :** Boxed



-----16.5" O. A. L.-----

**FORD TRUCK**

Escape	2008	V6	3.0L
--------	------	----	------

**MAZDA TRUCK**

Tribute	2008	V6	3.0L
---------	------	----	------

**MERCURY TRUCK**

Mariner	2008	V6	3.0L
---------	------	----	------



## 30509

**Inlet A** : 2 Bolt Loose Flange  
**Box Size** : 42"L x 10"W x 7"H  
**Catalyst** : ECO II

**Outlet A** : 2.4375" OD Pipe  
**Weight** : 12 lbs.  
**Package Type** : Boxed



←-----35" O. A. L.----->

### FORD TRUCK

F-150	2006-08	V8	5.4L
-------	---------	----	------

### LINCOLN TRUCK

Mark LT	2006-08	V8	5.4L
---------	---------	----	------

## 30510

**Inlet A** : 2 Bolt Loose Flange  
**Inlet B** : 2.5" ID Pipe  
**Box Size** : 44"L x 26"W x 12"H  
**Package Type** : Boxed

**Outlet A** : 2.5" OD Pipe  
**Weight** : 21 lbs.  
**Catalyst** : ECO II



←-----49" O. A. L.----->

### FORD TRUCK

F-150	2006-08	V8	5.4L
-------	---------	----	------

### LINCOLN TRUCK

Mark LT	2006-08	V8	5.4L
---------	---------	----	------

## 30511

**Inlet A** : 2 Bolt Loose Flange  
**Box Size** : 32"L x 21"W x 17"H  
**Catalyst** : ECO III

**Outlet A** : 2.5" OD Pipe  
**Weight** : 16 lbs.  
**Package Type** : Boxed



←-----35.5" O. A. L.----->

### LINCOLN TRUCK

Navigator	2005-06	V8	5.4L
-----------	---------	----	------

## 30512

**Inlet A** : 2 Bolt Loose Flange  
**Inlet B** : 2.5" OD Pipe  
**Box Size** : 45"L x 26"W x 13"H  
**Package Type** : Boxed

**Outlet A** : 2 Bolt Loose Flange  
**Weight** : 23 lbs.  
**Catalyst** : ECO III



←-----45.5" O. A. L.----->

### LINCOLN TRUCK

Navigator	2005-06	V8	5.4L
-----------	---------	----	------

## 30513

**Inlet A** : 2 Bolt Loose Flange  
**Inlet B** : 2 Bolt Loose Flange  
**Box Size** : 44"L x 26"W x 12"H  
**Package Type** : Boxed

**Outlet A** : 2.4375" OD Pipe  
**Weight** : 31 lbs.  
**Catalyst** : ECO II



←-----49" O. A. L.----->

### FORD VAN

E-150	2007-08	V8	4.6L
E-250	2007-08	V8	4.6L

## 30514

**Inlet A** : 2 Bolt Welded Flange  
**Box Size** : 36"L x 11"W x 7"H  
**Catalyst** : DIESEL

**Outlet A** : 3.5" OD Pipe  
**Weight** : 16 lbs.  
**Package Type** : Boxed



←-----33.75" O. A. L.----->

### FORD MEDIUM/HEAVY TRUCK

E-450 Super Duty	2005-07	V8	6.0L
------------------	---------	----	------

### FORD VAN

E-350 Club Wagon	2004-05	V8	6.0L
E-350 Super Duty	2004-10	V8	6.0L

**30515**

**Inlet A :** 2 Bolt Loose Flange  
**Inlet B :** 2 Bolt Loose Flange  
**Box Size :** 44"L x 26"W x 12"H  
**Package Type :** Boxed

**Outlet A :** 3 Bolt Welded Flange  
**Weight :** 23 lbs.  
**Catalyst :** ECO III



-----36" O. A. L.-----

**FORD TRUCK**

Ranger	2004-06	V6	3.0L
--------	---------	----	------

**MAZDA TRUCK**

B3000	2004-06	V6	3.0L
-------	---------	----	------

**30516**

**Inlet A :** 3 Bolt Welded Flange  
**Box Size :** 19"L x 8"W x 5"H  
**Catalyst :** ECO II

**Outlet A :** 2 Bolt Welded Flange  
**Weight :** 11 lbs.  
**Package Type :** Boxed



-----17.25" O. A. L.-----

**FORD TRUCK**

Ranger	2004-06	V6	3.0L
Ranger	2004-06	V6	4.0L

**MAZDA TRUCK**

B3000	2004-06	V6	3.0L
B4000	2004-06	V6	4.0L

**30517**

**Inlet A :** 2 Bolt Loose Flange  
**Box Size :** 46"L x 16"W x 16"H  
**Catalyst :** ECO II

**Outlet A :** 2.1875" OD Pipe  
**Weight :** 11 lbs.  
**Package Type :** Boxed



-----46" O. A. L.-----

**JAGUAR**

S-Type	2000-02	V8	4.0L
--------	---------	----	------

**30518**

**Inlet A :** 2 Bolt Loose Flange  
**Box Size :** 46"L x 16"W x 16"H  
**Catalyst :** ECO II

**Outlet A :** 2.25" OD Pipe  
**Weight :** 15 lbs.  
**Package Type :** Boxed



-----48.5" O. A. L.-----

**JAGUAR**

S-Type	2000-02	V8	4.0L
--------	---------	----	------

**30519**

**Inlet A :** 3 Bolt Welded Flange  
**Box Size :** 36"L x 11"W x 7"H  
**Catalyst :** ECO II

**Outlet A :** 2 Bolt Welded Flange  
**Weight :** 12 lbs.  
**Package Type :** Boxed



-----37" O. A. L.-----

**FORD TRUCK**

Ranger	1998-03	V6	3.0L
Ranger	1998-00	V6	4.0L

**MAZDA TRUCK**

B3000	1998-03	V6	3.0L
B4000	1998-00	V6	4.0L

**30520**

**Inlet A :** 2 Bolt Loose Flange  
**Inlet B :** 2 Bolt Loose Flange  
**Box Size :** 39"L x 27"W x 16"H  
**Package Type :** Unboxed

**Outlet A :** 2 Bolt Welded Flange  
**Weight :** 26 lbs.  
**Catalyst :** ECO III



-----39" O. A. L.-----

**FORD TRUCK**

F-250 Super Duty	2008-10	V8	5.4L
F-250 Super Duty	2008-10	V10	6.8L
F-350 Super Duty	2008-10	V8	5.4L
F-350 Super Duty	2008-10	V10	6.8L

**30523**

**Inlet A :** 2 Bolt Loose Flange  
**Box Size :** 62"L x 11"W x 7"H  
**Catalyst :** ECO III

**Outlet A :** 2 Bolt Welded Flange  
**Weight :** 15 lbs.  
**Package Type :** Boxed



-----48.5" O. A. L.-----

**FORD TRUCK**

Ranger	2008-11	L4	2.3L
--------	---------	----	------

**MAZDA TRUCK**

B2300	2007-09	L4	2.3L
-------	---------	----	------

**30527**

**Inlet A :** 2 Bolt Loose Flange  
**Box Size :** 46"L x 16"W x 16"H  
**Catalyst :** ECO II

**Outlet A :** 2.5" OD Pipe  
**Weight :** 15 lbs.  
**Package Type :** Boxed



-----34" O. A. L.-----

**FORD TRUCK**

Expedition	2005-06	V8	5.4L
------------	---------	----	------

**30524**

**Inlet A :** 7 Bolt Welded Flange  
**Box Size :** 22"L x 19"W x 9"H  
**Catalyst :** ECO III

**Outlet A :** 2 Bolt Welded Flange  
**Weight :** 24 lbs.  
**Package Type :** Boxed



-----23.375" O. A. L.-----

**FORD**

Fusion	2006-09	L4	2.3L
--------	---------	----	------

**MERCURY**

Milan	2006-09	L4	2.3L
-------	---------	----	------

**30528**

**Inlet A :** 2 Bolt Loose Flange  
**Box Size :** 44"L x 26"W x 12"H  
**Catalyst :** ECO II

**Outlet A :** 2 Bolt Loose Flange  
**Weight :** 20 lbs.  
**Package Type :** Boxed



-----45" O. A. L.-----

**FORD TRUCK**

Expedition	2005-06	V8	5.4L
------------	---------	----	------

**30529**

**Inlet A :** 2 Bolt Loose Flange  
**Inlet B :** 2 Bolt Loose Flange  
**Box Size :** 46"L x 16"W x 16"H  
**Package Type :** Boxed

**Outlet A :** 2 Bolt Welded Flange  
**Weight :** 23 lbs.  
**Catalyst :** ECO II



-----42" O. A. L.-----

**FORD**

Taurus	1996-99	V6	3.0L
--------	---------	----	------

**MERCURY**

Sable	1996-99	V6	3.0L
-------	---------	----	------

**30525**

**Inlet A :** 2 Bolt Loose Flange  
**Inlet B :** 2 Bolt Loose Flange  
**Box Size :** 43"L x 21"W x 11"H  
**Package Type :** Boxed

**Outlet A :** 2 Bolt Welded Flange  
**Weight :** 24 lbs.  
**Catalyst :** ECO III



-----35.5" O. A. L.-----

**FORD TRUCK**

Explorer	2006-10	V8	4.6L
Explorer Sport Trac	2007-10	V8	4.6L

**MERCURY TRUCK**

Mountaineer	2006-10	V8	4.6L
-------------	---------	----	------

**30530**

**Inlet A :** 4 Bolt Welded Flange  
**Box Size :** 7"L x 14"W x 12"H  
**Catalyst :** ECO III

**Outlet A :** 2 Bolt Welded Flange  
**Weight :** 12 lbs.  
**Package Type :** Boxed



<-----10.5" O. A. L.----->

<b>FORD</b>			
Fusion	2010-12	V6	3.5L
Taurus	2008-10	V6	3.5L
Taurus X	2008-09	V6	3.5L

<b>FORD TRUCK</b>			
Edge	2007-10	V6	3.5L
Flex	2009-10	V6	3.5L

<b>LINCOLN</b>			
MKS	2009-10	V6	3.7L
MKZ	2007-10	V6	3.5L

<b>LINCOLN TRUCK</b>			
MKX	2007-10	V6	3.5L

<b>MAZDA</b>			
6	2009-13	V6	3.7L

<b>MAZDA TRUCK</b>			
CX-9	2007	V6	3.5L
CX-9	2008-14	V6	3.7L

<b>MERCURY</b>			
Sable	2008-09	V6	3.5L

**30531**

**Inlet A :** 2 Bolt Loose Flange  
**Inlet B :** 2 Bolt Loose Flange  
**Box Size :** 43"L x 21"W x 11"H  
**Catalyst :** ECO II

**Outlet A :** 2" OD Pipe  
**Outlet B :** 2" OD Pipe  
**Weight :** 28 lbs.  
**Package Type :** Boxed



<-----59.5" O. A. L.----->

<b>FORD</b>			
Thunderbird	2003-05	V8	3.9L

<b>LINCOLN</b>			
LS	2003-06	V8	3.9L

**30532**

**Inlet A :** 2 Bolt Loose Flange  
**Inlet B :** 2 Bolt Loose Flange  
**Box Size :** 32"L x 21"W x 17"H  
**Package Type :** Boxed

**Outlet A :** 3 Bolt Welded Flange  
**Weight :** 24 lbs.  
**Catalyst :** ECO III



<-----30.75" O. A. L.----->

<b>FORD TRUCK</b>			
Ranger	2004-06	V6	4.0L

<b>MAZDA TRUCK</b>			
B4000	2004-06	V6	4.0L

**30533**

**Inlet A :** 4 Bolt Welded Flange  
**Box Size :** 7"L x 14"W x 12"H  
**Catalyst :** ECO III

**Outlet A :** 2 Bolt Welded Flange  
**Weight :** 9 lbs.  
**Package Type :** Boxed



<-----12.25" O. A. L.----->

<b>FORD</b>			
Fusion	2010-12	V6	3.5L
Taurus	2008-12	V6	3.5L
Taurus X	2008-09	V6	3.5L

<b>FORD TRUCK</b>			
Edge	2007-10	V6	3.5L
Flex	2009-10	V6	3.5L

<b>LINCOLN</b>			
MKS	2009-10	V6	3.7L
MKZ	2007-10	V6	3.5L

<b>LINCOLN TRUCK</b>			
MKX	2007-10	V6	3.5L

<b>MERCURY</b>			
Sable	2008-09	V6	3.5L



**30541**

**Inlet A** : 3 Bolt Welded Flange  
**Box Size** : 21"L x 8"W x 19"H  
**Catalyst** : ECO II

**Outlet A** : 2 Bolt Welded Flange  
**Weight** : 11 lbs.  
**Package Type** : Boxed



-----24" O. A. L.-----

**FORD**

Focus	2000-04	L4	2.0L
-------	---------	----	------

**30544**

**Inlet A** : 2 Bolt Welded Flange  
**Box Size** : 42"L x 10"W x 7"H  
**Catalyst** : Standard

**Outlet A** : 2" OD Pipe  
**Weight** : 10 lbs.  
**Package Type** : Boxed



-----43" O. A. L.-----

**FORD VAN**

Transit Connect	2010-13	L4	2.0L
-----------------	---------	----	------

**30542**

**Inlet A** : 2 Bolt Loose Flange  
**Inlet B** : 2 Bolt Loose Flange  
**Box Size** : 52"L x 28"W x 13"H  
**Package Type** : Unboxed

**Outlet A** : 2.5" OD Pipe  
**Weight** : 23 lbs.  
**Catalyst** : ECO II



-----52.5" O. A. L.-----

**FORD**

Mustang	2005-10	V6	4.0L
---------	---------	----	------

**30545**

**Inlet A** : 7 Bolt Welded Flange  
**Box Size** : 20"L x 19"W x 8"H  
**Catalyst** : ECO III

**Outlet A** : 3 Bolt Welded Flange  
**Weight** : 12 lbs.  
**Package Type** : Boxed



-----21" O. A. L.-----

**FORD TRUCK**

Escape	2005-08	L4	2.3L
--------	---------	----	------

**MAZDA TRUCK**

Tribute	2005-06	L4	2.3L
Tribute	2008	L4	2.3L

**MERCURY TRUCK**

Mariner	2005-08	L4	2.3L
---------	---------	----	------

**30543**

**Inlet A** : 2 Bolt Welded Flange  
**Box Size** : 30"L x 9"W x 6"H  
**Catalyst** : ECO II

**Outlet A** : 2 Bolt Welded Flange  
**Weight** : 10 lbs.  
**Package Type** : Boxed



-----29.25" O. A. L.-----

**FORD VAN**

Transit Connect	2010-13	L4	2.0L
-----------------	---------	----	------

**30547**

**Inlet A** : 2 Bolt Loose Flange  
**Box Size** : 44"L x 26"W x 12"H  
**Catalyst** : ECO II

**Outlet A** : 2.5" OD Pipe  
**Weight** : 29 lbs.  
**Package Type** : Boxed



-----55.5" O. A. L.-----

**FORD VAN**

E-150	2009-14	V8	4.6L
E-250	2009-14	V8	4.6L

## 30548

**Inlet A** : 6 Bolt Welded Flange  
**Box Size** : 33"L x 22"W x 10"H  
**Catalyst** : ECO III

**Outlet A** : 2 Bolt Welded Flange  
**Weight** : 14 lbs.  
**Package Type** : Boxed



-----22" O. A. L.-----

### FORD

Fusion	2006-12	V6	3.0L
--------	---------	----	------

### LINCOLN

Zephyr	2006	V6	3.0L
--------	------	----	------

### MERCURY

Milan	2006-11	V6	3.0L
-------	---------	----	------

## 30549

**Inlet A** : 3 Bolt Welded Flange  
**Box Size** : 14"L x 12"W x 7"H  
**Catalyst** : ECO III

**Outlet A** : 2 Bolt Welded Flange  
**Weight** : 10 lbs.  
**Package Type** : Boxed



-----14.625" O. A. L.-----

### FORD

Fusion	2010-12	V6	3.0L
--------	---------	----	------

### MERCURY

Milan	2010-11	V6	3.0L
-------	---------	----	------

## 30550

**Inlet A** : 2 Bolt Welded Flange  
**Box Size** : 19"L x 9"W x 5"H  
**Catalyst** : Standard

**Outlet A** : 2.25" OD Pipe  
**Weight** : 7 lbs.  
**Package Type** : Boxed



-----18" O. A. L.-----

### FORD

Fusion	2006-12	V6	3.0L
--------	---------	----	------

## 30550 (CONT'D)

### LINCOLN

Zephyr	2006	V6	3.0L
--------	------	----	------

### MERCURY

Milan	2006-11	V6	3.0L
-------	---------	----	------

## 30551

**Inlet A** : 2 Bolt Loose Flange  
**Box Size** : 44"L x 26"W x 12"H  
**Catalyst** : ECO II

**Outlet A** : 2.5" OD Pipe  
**Weight** : 17 lbs.  
**Package Type** : Boxed



-----49" O. A. L.-----

### FORD TRUCK

F-150	2001-03	V8	5.4L
-------	---------	----	------

F-150 Heritage	2004	V8	5.4L
----------------	------	----	------

## 30552

**Inlet A** : 2 Bolt Loose Flange  
**Box Size** : 45"L x 15"W x 11"H  
**Catalyst** : ECO II

**Outlet A** : 2.5" OD Pipe  
**Weight** : 18 lbs.  
**Package Type** : Boxed



-----41.625" O. A. L.-----

### FORD TRUCK

F-150	2001-03	V8	5.4L
-------	---------	----	------

F-150 Heritage	2004	V8	5.4L
----------------	------	----	------

## 30553

**Inlet A** : 2 Bolt Welded Flange  
**Box Size** : 34"L x 9"W x 9"H  
**Catalyst** : DIESEL

**Outlet A** : 3.5" OD Pipe  
**Weight** : 17 lbs.  
**Package Type** : Boxed



-----28.5" O. A. L.-----

**30553 (CONT'D)**

**FORD MEDIUM/HEAVY TRUCK**

F-450 Super Duty	2003-05	V8	6.0L
F-550 Super Duty	2004-05	V8	6.0L

**FORD TRUCK**

Excursion	2003-05	V8	6.0L
F-250 Super Duty	2003-07	V8	6.0L
F-350 Super Duty	2003-07	V8	6.0L

**30555**

**Inlet A : 6 Bolt Welded Flange**  
**Box Size : 14"L x 12"W x 7"H**  
**Catalyst : ECO III**

**Outlet A : 2 Bolt Welded Flange**  
**Weight : 18 lbs.**  
**Package Type : Boxed**



<-----14" O. A. L.----->

**FORD TRUCK**

Edge	2011-14	V6	3.5L
Edge	2011-14	V6	3.7L
Explorer	2011-12	V6	3.5L

**LINCOLN TRUCK**

MKX	2011-14	V6	3.7L
-----	---------	----	------

**30556**

**Inlet A : 7 Bolt Welded Flange**  
**Box Size : 22"L x 19"W x 9"H**  
**Catalyst : ECO III**

**Outlet A : 2 Bolt Welded Flange**  
**Weight : 18 lbs.**  
**Package Type : Boxed**



<-----21.5" O. A. L.----->

**FORD**

Fusion	2006-09	L4	2.3L
--------	---------	----	------

**MERCURY**

Milan	2006-09	L4	2.3L
-------	---------	----	------

**30557**

**Inlet A : 4 Bolt Welded Flange**  
**Box Size : 14"L x 12"W x 7"H**  
**Catalyst : ECO III**

**Outlet A : 2 Bolt Welded Flange**  
**Weight : 8 lbs.**  
**Package Type : Boxed**



<-----11.25" O. A. L.----->

**FORD TRUCK**

Edge	2011-13	V6	3.5L
Edge	2011-14	V6	3.7L
Explorer	2011-12	V6	3.5L

**LINCOLN TRUCK**

MKX	2011-14	V6	3.7L
-----	---------	----	------

**30558**

**Inlet A : 4 Bolt Welded Flange**  
**Box Size : 33"L x 22"W x 9"H**  
**Catalyst : ECO III**

**Outlet A : 2 Bolt Welded Flange**  
**Weight : 22 lbs.**  
**Package Type : Boxed**



<-----32" O. A. L.----->

**FORD**

Focus	2009-10	L4	2.0L
-------	---------	----	------

**30559**

**Inlet A : 2 Bolt Loose Flange**  
**Box Size : 42"L x 10"W x 7"H**  
**Catalyst : ECO III**

**Outlet A : 2.46" OD Pipe**  
**Weight : 11 lbs.**  
**Package Type : Boxed**



<-----38" O. A. L.----->

**FORD TRUCK**

F-150	2005-08	V6	4.2L
-------	---------	----	------



**30560**

**Inlet A** : 2 Bolt Loose Flange  
**Box Size** : 44"L x 26"W x 12"H  
**Catalyst** : ECO III

**Outlet A** : 2.5" OD Pipe  
**Weight** : 20 lbs.  
**Package Type** : Boxed



-----44.75" O. A. L.-----

**FORD TRUCK**

F-150	2005-08	V6	4.2L
-------	---------	----	------

**30561**

**Inlet A** : 6 Bolt Welded Flange  
**Box Size** : 18"L x 14"W x 10"H  
**Catalyst** : ECO III

**Outlet A** : 2 Bolt Welded Flange  
**Weight** : 16 lbs.  
**Package Type** : Boxed



-----14.625" O. A. L.-----

**FORD TRUCK**

Escape	2009-12	V6	3.0L
--------	---------	----	------

**MAZDA TRUCK**

Tribute	2009-11	V6	3.0L
---------	---------	----	------

**MERCURY TRUCK**

Mariner	2009-11	V6	3.0L
---------	---------	----	------

**30562 (CONT'D)**

**MERCURY TRUCK**

Mariner	2009-11	V6	3.0L
---------	---------	----	------

**30563**

**Inlet A** : 2 Bolt Welded Flange  
**Box Size** : 25"L x 9"W x 5"H  
**Catalyst** : Standard

**Outlet A** : 2.25" OD Pipe  
**Weight** : 7 lbs.  
**Package Type** : Boxed



-----20" O. A. L.-----

**FORD TRUCK**

Escape	2009-12	V6	3.0L
--------	---------	----	------

**MAZDA TRUCK**

Tribute	2009-11	V6	3.0L
---------	---------	----	------

**MERCURY TRUCK**

Mariner	2009-11	V6	3.0L
---------	---------	----	------

**30564**

**Inlet A** : 6 Bolt Welded Flange  
**Box Size** : 18"L x 14"W x 10"H  
**Catalyst** : ECO III

**Outlet A** : 2 Bolt Welded Flange  
**Weight** : 17 lbs.  
**Package Type** : Boxed



-----15" O. A. L.-----

**FORD**

Fusion	2006-08	V6	3.0L
--------	---------	----	------

**LINCOLN**

Zephyr	2006	V6	3.0L
--------	------	----	------

**MERCURY**

Milan	2006-08	V6	3.0L
-------	---------	----	------

**30562**

**Inlet A** : 3 Bolt Welded Flange  
**Box Size** : 16"L x 14"W x 11"H  
**Catalyst** : ECO III

**Outlet A** : 2 Bolt Welded Flange  
**Weight** : 7 lbs.  
**Package Type** : Boxed



-----10" O. A. L.-----

**FORD TRUCK**

Escape	2009-12	V6	3.0L
--------	---------	----	------

**MAZDA TRUCK**

Tribute	2009-11	V6	3.0L
---------	---------	----	------

**30566**

**Inlet A :** 4 Bolt Welded Flange  
**Box Size :** 7"L x 14"W x 12"H  
**Catalyst :** ECO III

**Outlet A :** 2 Bolt Welded Flange  
**Weight :** 10 lbs.  
**Package Type :** Boxed



<-----11.5" O. A. L.----->

**MAZDA**

6	2009-13	V6	3.7L
---	---------	----	------

**MAZDA TRUCK**

CX-9	2007	V6	3.5L
CX-9	2008-14	V6	3.7L

**30567**

**Inlet A :** 2 Bolt Loose Flange  
**Box Size :** 30"L x 9"W x 6"H  
**Catalyst :** ECO III

**Outlet A :** 2.47" OD Pipe  
**Weight :** 9 lbs.  
**Package Type :** Boxed



<-----27.75" O. A. L.----->

**FORD TRUCK**

F-150	2009-10	V8	4.6L
-------	---------	----	------

**30568**

**Inlet A :** 2 Bolt Loose Flange  
**Inlet B :** 2.49" OD Pipe  
**Box Size :** 44"L x 22"W x 12"H  
**Package Type :** Boxed

**Outlet A :** 2 Bolt Loose Flange  
**Weight :** 21 lbs.  
**Catalyst :** ECO III



<-----44" O. A. L.----->

**FORD TRUCK**

F-150	2009-10	V8	4.6L
-------	---------	----	------

**30569**

**Inlet A :** 3 Bolt Welded Flange  
**Box Size :** 30"L x 8"W x 5"H  
**Catalyst :** ECO III

**Outlet A :** 2 Bolt Welded Flange  
**Weight :** 10 lbs.  
**Package Type :** Boxed



<-----26" O. A. L.----->

**FORD**

Focus	2002-04	L4	2.0L
-------	---------	----	------

**30570**

**Inlet A :** 2 Bolt Loose Flange  
**Box Size :** 31"L x 9"W x 6"H  
**Catalyst :** ECO III

**Outlet A :** 2" OD Pipe  
**Weight :** 8 lbs.  
**Package Type :** Boxed



<-----28.75" O. A. L.----->

**FORD TRUCK**

F-150	2011-14	V6	3.7L
-------	---------	----	------

**30571**

**Inlet A :** 2 Bolt Loose Flange  
**Inlet B :** 2" ID Pipe  
**Box Size :** 45"L x 26"W x 12"H  
**Package Type :** Boxed

**Outlet A :** 2 Bolt Loose Flange  
**Weight :** 23 lbs.  
**Catalyst :** ECO III



<-----49.5" O. A. L.----->

**FORD TRUCK**

F-150	2011-14	V6	3.7L
-------	---------	----	------

## 30572

**Inlet A :** 2 Bolt Welded Flange  
**Box Size :** 26"L x 9"W x 5"H  
**Catalyst :** ECO III

**Outlet A :** 2.13" OD Pipe  
**Weight :** 8 lbs.  
**Package Type :** Boxed



-----22.25" O. A. L.-----

### FORD TRUCK

Escape	2009-12	L4	2.5L
--------	---------	----	------

### MAZDA TRUCK

Tribute	2009-11	L4	2.5L
---------	---------	----	------

### MERCURY TRUCK

Mariner	2009-11	L4	2.5L
---------	---------	----	------

## 30573

**Inlet A :** 2 Bolt Welded Flange  
**Box Size :** 20"L x 10"W x 5"H  
**Catalyst :** ECO II

**Outlet A :** 2 Bolt Welded Flange  
**Weight :** 8 lbs.  
**Package Type :** Boxed



-----18" O. A. L.-----

### FORD

Five Hundred	2005-07	V6	3.0L
--------------	---------	----	------

### MERCURY

Montego	2005-07	V6	3.0L
---------	---------	----	------

## 30574

**Inlet A :** 2 Bolt Loose Flange  
**Box Size :** 37"L x 12"W x 7"H  
**Catalyst :** ECO III

**Outlet A :** 2.5" OD Pipe  
**Weight :** 12 lbs.  
**Package Type :** Boxed



-----36.25" O. A. L.-----

### FORD TRUCK

F-150	2006-08	V8	4.6L
-------	---------	----	------

## 30575

**Inlet A :** 2 Bolt Loose Flange  
**Box Size :** 45"L x 26"W x 13"H  
**Weight :** 21 lbs.  
**Package Type :** Boxed

**Outlet A :** 2.5" OD Pipe  
**Outlet B :** 2.5" ID Pipe  
**Catalyst :** ECO III



-----49.5" O. A. L.-----

### FORD TRUCK

F-150	2006-08	V8	4.6L
-------	---------	----	------

## 30576

**Inlet A :** 2 Bolt Loose Flange  
**Box Size :** 30"L x 9"W x 6"H  
**Catalyst :** ECO III

**Outlet A :** 2.46" OD Pipe  
**Weight :** 10 lbs.  
**Package Type :** Boxed



-----28.5" O. A. L.-----

### FORD TRUCK

F-150	2011-14	V8	5.0L
-------	---------	----	------

## 30577

**Inlet A :** 2 Bolt Loose Flange  
**Inlet B :** 2.5" OD Pipe  
**Box Size :** 45"L x 26"W x 13"H  
**Package Type :** Boxed

**Outlet A :** 2 Bolt Loose Flange  
**Weight :** 22 lbs.  
**Catalyst :** ECO III



-----44.125" O. A. L.-----

### FORD TRUCK

F-150	2011-14	V8	5.0L
-------	---------	----	------

**30578**

**Inlet A :** 7 Bolt Welded Flange  
**Box Size :** 44"L x 22"W x 11"H  
**Catalyst :** ECO III

**Outlet A :** 2 Bolt Welded Flange  
**Weight :** 20 lbs.  
**Package Type :** Boxed



<-----33" O. A. L.----->

**FORD TRUCK**

Escape	2013-16	L4	2.5L
--------	---------	----	------

**30582**

**Inlet A :** 2 Bolt Welded Flange  
**Box Size :** 25"L x 8"W x 5"H  
**Catalyst :** ECO III

**Outlet A :** 3.125" OD Pipe  
**Weight :** 8 lbs.  
**Package Type :** Boxed



<-----19.75" O. A. L.----->

**FORD**

Mustang	2011-14	V8	5.0L
---------	---------	----	------

**30579**

**Inlet A :** 7 Bolt Welded Flange  
**Box Size :** 44"L x 22"W x 11"H  
**Catalyst :** ECO III

**Outlet A :** 2 Bolt Welded Flange  
**Weight :** 19 lbs.  
**Package Type :** Boxed



<-----29.5" O. A. L.----->

**FORD VAN**

Transit Connect	2014-16	L4	2.5L
-----------------	---------	----	------

**30583**

**Inlet A :** 2 Bolt Welded Flange  
**Box Size :** 25"L x 8"W x 5"H  
**Catalyst :** ECO III

**Outlet A :** 3.125" OD Pipe  
**Weight :** 8 lbs.  
**Package Type :** Boxed



<-----19.75" O. A. L.----->

**FORD**

Mustang	2011-14	V8	5.0L
---------	---------	----	------

**30581**

**Inlet A :** 2 Bolt Loose Flange  
**Box Size :** 30"L x 9"W x 6"H  
**Catalyst :** ECO III

**Outlet A :** 2.47" OD Pipe  
**Weight :** 10 lbs.  
**Package Type :** Boxed



<-----27" O. A. L.----->

**FORD TRUCK**

F-150	2009-10	V8	4.6L
-------	---------	----	------

**30584**

**Inlet A :** 7 Bolt Welded Flange  
**Box Size :** 18"L x 14"W x 10"H  
**Catalyst :** ECO III

**Outlet A :** 2 Bolt Welded Flange  
**Weight :** 12 lbs.  
**Package Type :** Boxed



<-----15" O. A. L.----->

**FORD**

Police Interceptor Sedan	2013-15	V6	3.5L
Police Interceptor Sedan	2013-15	V6	3.7L
Taurus	2013-15	V6	3.5L

**FORD TRUCK**

Explorer	2013-15	V6	3.5L
Flex	2013-15	V6	3.5L
Police Interceptor Utility	2013-15	V6	3.7L

**30584 (CONT'D)**

**LINCOLN**

MKS	2013-15	V6	3.7L
-----	---------	----	------

**LINCOLN TRUCK**

MKT	2013-15	V6	3.7L
-----	---------	----	------

**30585**

**Inlet A** : 7 Bolt Welded Flange  
**Box Size** : 18"L x 14"W x 10"H  
**Catalyst** : ECO III

**Outlet A** : 2 Bolt Welded Flange  
**Weight** : 13 lbs.  
**Package Type** : Boxed



-----13.25" O. A. L.-----

**FORD**

Police Interceptor Sedan	2013-15	V6	3.5L
Police Interceptor Sedan	2013-15	V6	3.7L
Taurus	2013-15	V6	3.5L

**FORD TRUCK**

Explorer	2013-15	V6	3.5L
Flex	2013-15	V6	3.5L
Police Interceptor Utility	2013-15	V6	3.7L

**LINCOLN**

MKS	2013-15	V6	3.7L
-----	---------	----	------

**LINCOLN TRUCK**

MKT	2013-15	V6	3.7L
-----	---------	----	------

**30586**

**Inlet A** : 2 Bolt Loose Flange  
**Inlet B** : 2.5" ID Pipe  
**Box Size** : 44"L x 26"W x 12"H  
**Package Type** : Boxed

**Outlet A** : 2 Bolt Loose Flange  
**Weight** : 18 lbs.  
**Catalyst** : ECO III



-----44.25" O. A. L.-----

**FORD TRUCK**

F-150	2009-10	V8	4.6L
-------	---------	----	------

**30587**

**Inlet A** : 2 Bolt Loose Flange  
**Box Size** : 33"L x 22"W x 10"H  
**Catalyst** : ECO III

**Outlet A** : 2 Bolt Welded Flange  
**Weight** : 11 lbs.  
**Package Type** : Boxed



-----27" O. A. L.-----

**FORD TRUCK**

Ranger	2007-08	V6	3.0L
--------	---------	----	------

**MAZDA TRUCK**

B3000	2007-08	V6	3.0L
-------	---------	----	------

**30588**

**Inlet A** : 2 Bolt Loose Flange  
**Inlet B** : 2 Bolt Welded Flange  
**Box Size** : 37"L x 12"W x 7"H  
**Package Type** : Boxed

**Outlet A** : 2 Bolt Welded Flange  
**Weight** : 18 lbs.  
**Catalyst** : ECO III



-----53" O. A. L.-----

**FORD TRUCK**

Ranger	2007-08	V6	3.0L
--------	---------	----	------

**MAZDA TRUCK**

B3000	2007-08	V6	3.0L
-------	---------	----	------

**30590**

**Inlet A** : 2 Bolt Loose Flange  
**Inlet B** : 2 Bolt Loose Flange  
**Box Size** : 8"L x 22"W x 8"H

**Outlet A** : 3 Bolt Welded Flange  
**Weight** : 15 lbs.  
**Package Type** : Boxed



-----20.25" O. A. L.-----

**FORD TRUCK**

Ranger	2001-02	V6	3.0L
--------	---------	----	------

Ranger	2001-02	V6	4.0L
--------	---------	----	------

**30593**

**Inlet A :** 2 Bolt Welded Flange  
**Box Size :** 5"L x 8"W x 5"H  
**Package Type :** Boxed

**Outlet A :** 2.25" OD Pipe  
**Weight :** 9 lbs.



-----19.25" O. A. L.-----

**FORD**

Taurus	2008-09	V6	3.5L
Taurus X	2008-09	V6	3.5L

**MERCURY**

Sable	2008-09	V6	3.5L
-------	---------	----	------

**30594**

**Inlet A :** 3 Bolt Welded Flange  
**Box Size :** 8"L x 8"W x 8"H  
**Package Type :** Boxed

**Outlet A :** 2 Bolt Welded Flange  
**Weight :** 10 lbs.



-----14.5" O. A. L.-----

**FORD**

Fusion	2007-08	V6	3.0L
--------	---------	----	------

**MERCURY**

Milan	2007-08	V6	3.0L
-------	---------	----	------

**30598**

**Inlet A :** 2 Bolt Loose Flange  
**Box Size :** 31"L x 9"W x 6"H  
**Catalyst :** ECO III

**Outlet A :** 2.5" OD Pipe  
**Weight :** 8 lbs.  
**Package Type :** Boxed



-----29" O. A. L.-----

**FORD TRUCK**

F-150	2011-14	V6	3.5L
-------	---------	----	------

**30599**

**Inlet A :** 2 Bolt Loose Flange  
**Inlet B :** 2.5" ID Pipe  
**Box Size :** 45"L x 26"W x 13"H  
**Package Type :** Boxed

**Outlet A :** 2 Bolt Loose Flange  
**Weight :** 21 lbs.  
**Catalyst :** ECO III



-----46" O. A. L.-----

**FORD TRUCK**

F-150	2011-14	V6	3.5L
-------	---------	----	------

**30601**

**Inlet A :** 4 Bolt Welded Flange  
**Box Size :** 15"L x 12"W x 9"H  
**Catalyst :** ECO III

**Outlet A :** 2 Bolt Welded Flange  
**Weight :** 10 lbs.  
**Package Type :** Boxed



-----10.75" O. A. L.-----

**FORD**

Taurus	2008-09	V6	3.5L
Taurus X	2008-09	V6	3.5L

**MERCURY**

Sable	2008-09	V6	3.5L
-------	---------	----	------

**30602**

**Inlet A :** 2 Bolt Welded Flange  
**Box Size :** 18.5"L x 7.5"W x 4.5"H

**Outlet A :** 2.25" OD Pipe  
**Weight :** 7 lbs.  
**Package Type :** Boxed



-----18" O. A. L.-----

**FORD**

Fusion	2006-09	L4	2.3L
--------	---------	----	------

**MERCURY**

Milan	2006-09	L4	2.3L
-------	---------	----	------

## 30604

**Inlet A :** 2 Bolt Welded Flange  
**Box Size :** 26"L x 9"W x 5"H  
**Catalyst :** ECO III

**Outlet A :** 2.25" OD Pipe  
**Weight :** 6 lbs.  
**Package Type :** Boxed



-----19" O. A. L.-----

### FORD

Fusion	2010-12	L4	2.5L
--------	---------	----	------

### MERCURY

Milan	2010-11	L4	2.5L
-------	---------	----	------

## 30801

**Inlet A :** 4 Bolt Welded Flange  
**Box Size :** 36"L x 11"W x 7"H  
**Catalyst :** Standard

**Outlet A :** 3" OD Pipe  
**Weight :** 19 lbs.  
**Package Type :** Boxed



-----29" O. A. L.-----


### FORD TRUCK

F-250	1987-97	V8	5.8L
F-250	1987-96	V8	7.5L
F-350	1988-97	V8	5.8L
F-350	1993-97	V8	7.5L

## 30800

**Inlet A :** 4 Bolt Welded Flange  
**Box Size :** 36"L x 11"W x 7"H  
**Catalyst :** Standard

**Outlet A :** 2.5" OD Pipe  
**Weight :** 19 lbs.  
**Package Type :** Boxed



-----29" O. A. L.-----

### FORD MEDIUM/HEAVY TRUCK

F Super Duty	1990-95	V8	7.5L
--------------	---------	----	------

### FORD TRUCK

F-250	1987-97	V8	5.8L
F-250	1987-96	V8	7.5L
F-350	1987-97	V8	5.8L
F-350	1987-97	V8	7.5L


### FORD VAN

E-250 Econoline	1988-96	V8	5.8L
E-250 Econoline Club Wagon	1988-91	V8	5.8L
E-250 Econoline Club Wagon	1987-91	V8	7.5L
E-350 Econoline	1988-96	V8	5.8L
E-350 Econoline	1987-93	V8	7.5L
E-350 Econoline Club Wagon	1988-96	V8	5.8L
E-350 Econoline Club Wagon	1987-93	V8	7.5L

## 30802

**Inlet A :** 3" ID Pipe  
**Box Size :** 36"L x 11"W x 7"H  
**Catalyst :** Standard

**Outlet A :** 3" OD Pipe  
**Weight :** 17 lbs.  
**Package Type :** Boxed



-----29.75" O. A. L.-----

### FORD MEDIUM/HEAVY TRUCK

F Super Duty	1995-97	V8	7.5L
--------------	---------	----	------

### FORD TRUCK

F-250	1987-95	V8	5.8L
F-350	1987-94	V8	5.8L
F-350	1995-97	V8	7.5L

### FORD VAN

E-350 Econoline	1993-96	V8	7.5L
E-350 Econoline Club Wagon	1993-96	V8	7.5L

**30803**

**Inlet A :** 3 Bolt Welded Flange  
**Box Size :** 36"L x 11"W x 7"H  
**Catalyst :** Standard

**Outlet A :** 3" OD Pipe  
**Weight :** 18 lbs.  
**Package Type :** Boxed



-----35" O. A. L.-----

**FORD MEDIUM/HEAVY TRUCK**

E-450 Super Duty	2003-04	V8	5.4L
E-450 Super Duty	2003-05	V10	6.8L

**FORD VAN**

E-150	2003-04	V8	5.4L
E-150 Club Wagon	2003-04	V8	5.4L
E-150 Econoline	2002	V8	5.4L
E-150 Econoline Club Wagon	2002	V8	5.4L
E-250	2003-05	V8	5.4L
E-250 Econoline	1997-02	V8	5.4L
E-350 Club Wagon	2003-05	V8	5.4L
E-350 Club Wagon	2003	V10	6.8L
E-350 Econoline	1997-98	V8	5.4L
E-350 Econoline	1997-98	V10	6.8L
E-350 Econoline Club Wagon	1997-02	V8	5.4L
E-350 Econoline Club Wagon	1997-02	V10	6.8L
E-350 Super Duty	2004-05	V8	5.4L
E-350 Super Duty	2004	V10	6.8L

**30804**

**Inlet A :** 3 Bolt Welded Flange  
**Box Size :** 42"L x 10"W x 7"H  
**Catalyst :** Standard

**Outlet A :** 3" OD Pipe  
**Weight :** 19 lbs.  
**Package Type :** Boxed



-----37.75" O. A. L.-----

**FORD VAN**

E-150	2003-04	V8	5.4L
E-150 Club Wagon	2003-04	V8	5.4L
E-150 Econoline	1997-02	V8	5.4L
E-150 Econoline Club Wagon	1997-02	V8	5.4L
E-250	2003-04	V8	5.4L
E-250 Econoline	1997-02	V8	5.4L

**30804 (CONT'D)**

**FORD VAN (CONT'D)**

E-350 Econoline	1997-98	V10	6.8L
E-350 Econoline Club Wagon	1997-02	V10	6.8L

**30805**

**Inlet A :** 3 Bolt Welded Flange  
**Box Size :** 36"L x 11"W x 7"H  
**Catalyst :** Standard

**Outlet A :** 3" OD Pipe  
**Weight :** 16 lbs.  
**Package Type :** Boxed



-----35" O. A. L.-----

**FORD MEDIUM/HEAVY TRUCK**

F-450 Super Duty	1999	V10	6.8L
------------------	------	-----	------

**FORD TRUCK**

F-250 Super Duty	1999	V8	5.4L
F-250 Super Duty	1999	V10	6.8L
F-350 Super Duty	1999	V10	6.8L

**30806**

**Inlet A :** 3 Bolt Welded Flange  
**Box Size :** 75"L x 10"W x 5"H  
**Catalyst :** Standard

**Outlet A :** 3" OD Pipe  
**Weight :** 23 lbs.  
**Package Type :** Boxed



-----56" O. A. L.-----

**FORD TRUCK**

Excursion	2000-02	V8	5.4L
F-250 Super Duty	2000-04	V8	5.4L
F-250 Super Duty	2000-04	V10	6.8L
F-350 Super Duty	2000-04	V8	5.4L
F-350 Super Duty	2000-04	V10	6.8L



**30807**

**Inlet A :** 3 Bolt Welded Flange  
**Box Size :** 75"L x 10"W x 5"H  
**Catalyst :** Standard

**Outlet A :** 3" OD Pipe  
**Weight :** 19 lbs.  
**Package Type :** Boxed



-----56" O. A. L.----->

**FORD MEDIUM/HEAVY TRUCK**

F-450 Super Duty	2000-04	V10	6.8L
F-550 Super Duty	2000-04	V10	6.8L

**FORD TRUCK**

Excursion	2000-05	V8	5.4L
Excursion	2000-05	V10	6.8L
F-250 Super Duty	2000-04	V8	5.4L
F-250 Super Duty	2000-04	V10	6.8L
F-350 Super Duty	2000-04	V8	5.4L
F-350 Super Duty	2000-04	V10	6.8L

**30808**

**Inlet A :** 4 Bolt Welded Flange  
**Box Size :** 32"L x 22"W x 10"H  
**Catalyst :** Standard

**Outlet A :** 3" OD Pipe  
**Weight :** 19 lbs.  
**Package Type :** Boxed



-----32.25" O. A. L.----->

**FORD MEDIUM/HEAVY TRUCK**

F-450 Super Duty	2005-07	V10	6.8L
F-550 Super Duty	2005-07	V10	6.8L

**FORD TRUCK**

F-250 Super Duty	2005-07	V8	5.4L
F-250 Super Duty	2005-07	V10	6.8L
F-350 Super Duty	2005-07	V8	5.4L
F-350 Super Duty	2005-07	V10	6.8L

**30809**

**Inlet A :** 3 Bolt Welded Flange  
**Box Size :** 36"L x 12"W x 7"H  
**Catalyst :** Standard

**Outlet A :** 3" OD Pipe  
**Weight :** 16 lbs.  
**Package Type :** Boxed



-----34.75" O. A. L.----->

**FORD MEDIUM/HEAVY TRUCK**

E-450 Super Duty	2008	V8	5.4L
E-450 Super Duty	2008	V10	6.8L

**FORD VAN**

E-350 Super Duty	2005-08	V8	5.4L
E-350 Super Duty	2005-08	V10	6.8L

**30810**

**Inlet A :** 3" ID Pipe  
**Box Size :** 75"L x 10"W x 45"H  
**Catalyst :** Standard

**Outlet A :** 2.875" ID Pipe  
**Weight :** 19 lbs.  
**Package Type :** Boxed



-----46.75" O. A. L.----->

**FORD MEDIUM/HEAVY TRUCK**

E-450 Econoline Super Duty	2000-02	V8	5.4L
E-450 Econoline Super Duty	2000-02	V10	6.8L
E-450 Super Duty	2003-04	V8	5.4L
E-450 Super Duty	2006	V8	5.4L
E-450 Super Duty	2003-05	V10	6.8L
E-550 Super Duty	2003	V10	6.8L

**30811**

**Inlet A :** 4 Bolt Welded Flange  
**Box Size :** 34"L x 9"W x 85"H  
**Catalyst :** Standard

**Outlet A :** 3" OD Pipe  
**Weight :** 20 lbs.  
**Package Type :** Boxed



-----30" O. A. L.----->

**30811 (CONT'D)**

**FORD MEDIUM/HEAVY TRUCK**

F-450 Super Duty	2005-07	V10	6.8L
F-550 Super Duty	2005-07	V10	6.8L

**FORD TRUCK**

F-250 Super Duty	2005-07	V8	5.4L
F-250 Super Duty	2005-07	V10	6.8L
F-350 Super Duty	2005-07	V8	5.4L
F-350 Super Duty	2005-07	V10	6.8L

**30814**

**Inlet A :** 3 Bolt Welded Flange  
**Box Size :** 62"L x 11"W x 7"H  
**Catalyst :** Standard

**Outlet A :** 3" OD Pipe  
**Weight :** 25 lbs.  
**Package Type :** Boxed



-----45.625" O. A. L.-----

**FORD MEDIUM/HEAVY TRUCK**

E-450 Super Duty	2006-07	V10	6.8L
------------------	---------	-----	------

**FORD VAN**

E-350 Super Duty	2006-07	V10	6.8L
------------------	---------	-----	------

**40007**

**Inlet A :** 2 Bolt Welded Flange  
**Box Size :** 15"L x 8"W x 5"H  
**Catalyst :** Standard

**Outlet A :** 2 Bolt Welded Flange  
**Weight :** 7 lbs.  
**Package Type :** Boxed



-----14" O. A. L.-----

**NISSAN**

200SX	1984-86	L4	1.8L
200SX	1977-81	L4	2.0L
200SX	1984-86	L4	2.0L
200SX	1982-83	L4	2.2L
210	1979	L4	1.2L
210	1979	L4	1.4L
280Z	1978	L6	2.8L
310	1979-80	L4	1.4L
310	1981-82	L4	1.5L
510	1979-81	L4	2.0L
810	1978-81	L6	2.4L

**40007 (CONT'D)**

**NISSAN (CONT'D)**

810	1981	L6	2.8L
B210	1978	L4	1.4L
Maxima	1982-84	L6	2.4L
Maxima	1982-83	L6	2.8L
Pulsar	1983	L4	1.6L
Pulsar NX	1983-90	L4	1.6L
Pulsar NX	1988-89	L4	1.8L
Sentra	1982-83	L4	1.5L
Sentra	1984-85	L4	1.6L
Sentra	1987-90	L4	1.6L
Sentra	1983-85	L4	1.7L
Stanza	1982-86	L4	2.0L

**PORSCHE**

924	1978-79	L4	2.0L
-----	---------	----	------

**40008**

**Inlet A :** 2 Bolt Welded Flange  
**Box Size :** 19"L x 9"W x 5"H  
**Catalyst :** Standard

**Outlet A :** 2 Bolt Welded Flange  
**Weight :** 10 lbs.  
**Package Type :** Boxed



-----16.5-18.5" O. A. L.-----

**CHEVROLET**

Nova	1985-88	L4	1.6L
------	---------	----	------

**DODGE**

Stealth	1991-96	V6	3.0L
---------	---------	----	------

**HYUNDAI**

Elantra	1992-95	L4	1.6L
Sonata	1992-94	L4	2.0L
Sonata	1989-91	L4	2.4L
Sonata	1990-94	V6	3.0L

**LEXUS**

ES250	1990-91	V6	2.5L
-------	---------	----	------

**MAZDA**

929	1988-91	V6	3.0L
-----	---------	----	------

**MAZDA TRUCK**

B2600	1987-91	L4	2.6L
-------	---------	----	------

**MERCURY VAN**

Villager	1993-98	V6	3.0L
Villager	1999-02	V6	3.3L

**MITSUBISHI**

Diamante	1992-93	V6	3.0L
Eclipse	1995-99	L4	2.0L

## 40008 (CONT'D)

### NISSAN

300ZX	1984-89	V6	3.0L
Altima	1993-94	L4	2.4L
Maxima	1985-94	V6	3.0L
Pulsar NX	1987	L4	1.6L
Sentra	1986-87	L4	1.6L
Stanza	1987	L4	2.0L
Stanza	1990-92	L4	2.4L

### NISSAN TRUCK

620	1979	L4	2.0L
720	1980	L4	2.0L
720	1983-85	L4	2.0L
720	1981-83	L4	2.2L
720	1983-86	L4	2.4L
720	1983-86	L4	2.5L
D21	1986-94	L4	2.4L
D21	1986-94	V6	3.0L
Pathfinder	1987-88	L4	2.4L
Pathfinder	1987-95	V6	3.0L
Pickup	1995	L4	2.4L
Pickup	1995	V6	3.0L

### NISSAN VAN

Quest	1993-98	V6	3.0L
Quest	1999-00	V6	3.3L

### TOYOTA

Camry	1988-91	V6	2.5L
Celica	1981-84	L6	2.8L
Corolla	1977-79	L4	1.2L
Corolla	1976-79	L4	1.6L
Corolla	1984-89	L4	1.6L
Corolla	1980-82	L4	1.8L
Corolla	1984-85	L4	1.8L
Cressida	1980	L6	2.6L
Cressida	1983-88	L6	2.8L
Starlet	1981-84	L4	1.3L
Tercel	1980-94	L4	1.5L

### TOYOTA TRUCK

4Runner	1988-95	V6	3.0L
Pickup	1984-95	L4	2.4L
Pickup	1988-95	V6	3.0L
T100	1994-97	L4	2.7L
T100	1993-94	V6	3.0L
Tacoma	1995	L4	2.4L

## 40009

**Inlet A** : 2 Bolt Welded Flange  
**Box Size** : 24"L x 8"W x 5"H  
**Catalyst** : Standard

**Outlet A** : 2 Bolt Loose Flange  
**Weight** : 9 lbs.  
**Package Type** : Boxed



### INFINITI

M30	1990-92	V6	3.0L
-----	---------	----	------

### NISSAN

200SX	1987	L4	1.8L
200SX	1987-88	L4	2.0L
200SX	1987-88	V6	3.0L
Maxima	1985-86	V6	3.0L
Stanza	1986-87	L4	2.0L

## 40011

**Inlet A** : 2 Bolt Welded Flange  
**Box Size** : 19"L x 9"W x 5"H  
**Catalyst** : Standard

**Outlet A** : 2 Bolt Welded Flange  
**Weight** : 7 lbs.  
**Package Type** : Boxed



-----16" O. A. L.-----

### CHEVROLET

Nova	1985-88	L4	1.6L
------	---------	----	------

## 40012

**Inlet A** : 2 Bolt Welded Flange  
**Box Size** : 15"L x 8"W x 5"H  
**Catalyst** : Standard

**Outlet A** : 2 Bolt Welded Flange  
**Weight** : 6 lbs.  
**Package Type** : Boxed



-----12.5" O. A. L.-----

### GEO

Prizm	1990-92	L4	1.6L
Prizm	1996-97	L4	1.6L

**40012 (CONT'D)**

<b>GEO (CONT'D)</b>			
Prizm	1996-97	L4	1.8L
<b>NISSAN</b>			
240SX	1995-98	L4	2.4L
<b>TOYOTA</b>			
Camry	1983-86	L4	2.0L
Celica	1990-93	L4	1.6L
Celica	1986-89	L4	2.0L
Celica	1979-80	L4	2.2L
Celica	1990-93	L4	2.2L
Celica	1981-85	L4	2.4L
Celica	1980	L6	2.6L
Corolla	1990-97	L4	1.6L
Cressida	1989-91	L6	3.0L
MR2	1985-89	L4	1.6L
Paseo	1992-95	L4	1.5L
Tercel	1983-86	L4	1.5L
<b>TOYOTA TRUCK</b>			
4Runner	1984-95	L4	2.4L
Land Cruiser	1987	L4	2.4L
Land Cruiser	1988-92	L6	4.0L
Pickup	1984-95	L4	2.4L
T100	1994-95	L4	2.7L
<b>TOYOTA VAN</b>			
Van	1984-85	L4	2.0L
Van	1986-89	L4	2.2L

**40017**

**Inlet A : 3 Bolt Welded Flange**  
**Box Size : 36"L x 11"W x 7"H**  
**Catalyst : Standard**

**Outlet A : 1.75" OD Pipe**  
**Weight : 13 lbs.**  
**Package Type : Boxed**



-----54" O. A. L.-----

<b>TRIUMPH</b>			
TR7	1980-81	L4	2.0L

**40018**

**Inlet A : 2 Bolt Loose Flange**  
**Inlet B : 2 Bolt Loose Flange**  
**Box Size : 15"L x 8"W x 5"H**  
**Package Type : Boxed**

**Outlet A : 2 Bolt Loose Flange**  
**Weight : 7 lbs.**  
**Catalyst : Standard**



-----13" O. A. L.-----

<b>MAZDA</b>			
626	1979-82	L4	2.0L
<b>MAZDA TRUCK</b>			
B2000	1984	L4	2.0L
B2000	1986-87	L4	2.0L
B2200	1990-91	L4	2.2L
B2200	1993	L4	2.2L

**40019**

**Inlet A : 4 Bolt Welded Flange**  
**Box Size : 13"L x 5"W x 5"H**  
**Catalyst : Standard**

**Outlet A : 3 Bolt Loose Flange**  
**Weight : 6 lbs.**  
**Package Type : Boxed**



-----11" O. A. L.-----

<b>VOLVO</b>			
262	1980-81	V6	2.8L

**40020**

**Inlet A : 2.25" ID Pipe**  
**Box Size : 30"L x 8"W x 6"H**  
**Catalyst : Standard**

**Outlet A : 2.25" OD Pipe**  
**Weight : 9 lbs.**  
**Package Type : Boxed**



-----28" O. A. L.-----

<b>PEUGEOT</b>			
405	1989-91	L4	1.9L

**40021**

**Inlet A** : 3 Bolt Welded Flange  
**Box Size** : 15"L x 8"W x 5"H  
**Catalyst** : Standard

**Outlet A** : 3 Bolt Welded Flange  
**Weight** : 6 lbs.  
**Package Type** : Boxed



-----10" O. A. L.-----

**HONDA**

Accord	1980-85	L4	1.8L
Civic	1980-83	L4	1.3L
Civic	1980-83	L4	1.5L
Prelude	1979-87	L4	1.8L

**40022**

**Inlet A** : 3 Bolt Welded Flange  
**Box Size** : 15"L x 8"W x 5"H  
**Catalyst** : Standard

**Outlet A** : 3 Bolt Welded Flange  
**Weight** : 6 lbs.  
**Package Type** : Boxed



-----13" O. A. L.-----


**HONDA**

Accord	1980-85	L4	1.8L
Civic	1980-83	L4	1.3L
Civic	1980-83	L4	1.5L
Prelude	1980-82	L4	1.8L
Prelude	1992	L4	2.2L

**40023**

**Inlet A** : 2 Bolt Welded Flange  
**Box Size** : 15"L x 8"W x 5"H  
**Catalyst** : Standard

**Outlet A** : 2 Bolt Loose Flange  
**Weight** : 6 lbs.  
**Package Type** : Boxed



-----11.5" O. A. L.-----

**MAZDA**

GLC	1983-85	L4	1.5L
-----	---------	----	------

**40024**

**Inlet A** : 2 Bolt Loose Flange  
**Inlet B** : 2 Bolt Loose Flange  
**Box Size** : 45"L x 15"W x 11"H  
**Catalyst** : Standard

**Outlet A** : 1.75" OD Pipe  
**Outlet B** : 1.75" OD Pipe  
**Weight** : 16 lbs.  
**Package Type** : Boxed



-----42" O. A. L.-----

**ALFA ROMEO**

GTV-6	1981-85	V6	2.5L
-------	---------	----	------

**40025**

**Inlet A** : 2" OD Pipe  
**Inlet B** : 2" OD Pipe  
**Box Size** : 43"L x 21"W x 11"H  
**Catalyst** : Standard

**Outlet A** : 1.87" OD Pipe  
**Outlet B** : 1.87" OD Pipe  
**Weight** : 18 lbs.  
**Package Type** : Boxed



-----41" O. A. L.-----

**MERCEDES-BENZ**

450SL	1977-79	V8	4.5L
-------	---------	----	------

**40026**

**Inlet A** : 3 Bolt Welded Flange  
**Box Size** : 75"L x 10"W x 5"H  
**Weight** : 13 lbs.  
**Package Type** : Unboxed

**Outlet A** : 3 Bolt Loose Flange  
**Outlet B** : 3 Bolt Loose Flange  
**Catalyst** : Standard



-----53" O. A. L.-----

**BMW**

528i	1979-81	L6	2.8L
------	---------	----	------

**BUYERS GUIDE**

**40028**

**Inlet A :** 4 Bolt Welded Flange  
**Box Size :** 19"L x 9"W x 5"H  
**Catalyst :** Standard

**Outlet A :** 4 Bolt Welded Flange  
**Weight :** 8 lbs.  
**Package Type :** Boxed



**FIAT**

X-1/9	1980	L4	1.5L
-------	------	----	------

**40029**

**Inlet A :** 3 Bolt Welded Flange  
**Box Size :** 15"L x 8"W x 5"H  
**Catalyst :** Standard

**Outlet A :** 3 Bolt Loose Flange  
**Weight :** 8 lbs.  
**Package Type :** Boxed



-----20.5" O. A. L. -----

**TRIUMPH**

TR7	1977-79	L4	2.0L
-----	---------	----	------

**40031**

**Inlet A :** 3 Bolt Loose Flange  
**Box Size :** 13"L x 5"W x 5"H  
**Catalyst :** Standard

**Outlet A :** 3 Bolt Loose Flange  
**Weight :** 7 lbs.  
**Package Type :** Boxed



-----13" O. A. L. -----

**SAAB**

99	1975-80	L4	2.0L
----	---------	----	------

**40032**

**Inlet A :** 2 Bolt Loose Flange  
**Inlet B :** 2 Bolt Loose Flange  
**Box Size :** 30"L x 8"W x 6"H  
**Package Type :** Boxed

**Outlet A :** 3 Bolt Loose Flange  
**Weight :** 10 lbs.  
**Catalyst :** Standard



-----23.75" O. A. L. -----

**JAGUAR**

XJ6	1987	L6	3.6L
XJ6	1978-87	L6	4.2L

**40033**

**Inlet A :** 3 Bolt Loose Flange  
**Box Size :** 13"L x 5"W x 5"H  
**Catalyst :** Standard

**Outlet A :** 3 Bolt Loose Flange  
**Weight :** 5 lbs.  
**Package Type :** Boxed



-----10.5" O. A. L. -----

**MG**

Midget	1975-79	L4	1.5L
--------	---------	----	------

**40043**

**Inlet A :** 3 Bolt Welded Flange  
**Box Size :** 30"L x 8"W x 6"H  
**Catalyst :** Standard

**Outlet A :** 2" ID Pipe  
**Weight :** 13 lbs.  
**Package Type :** Boxed



-----36" O. A. L. -----

**VOLVO**

240	1990-93	L4	2.3L
244	1986	L4	2.3L
244	1988-89	L4	2.3L
245	1986	L4	2.3L
245	1988-89	L4	2.3L

## 40045

**Inlet A** : 3 Bolt Welded Flange  
**Box Size** : 24"L x 8"W x 5"H  
**Catalyst** : Standard

**Outlet A** : 2" OD Pipe  
**Weight** : 7 lbs.  
**Package Type** : Boxed



-----19" O. A. L.-----

### VOLKSWAGEN

Jetta	1986-92	L4	1.8L
Passat	1990-93	L4	2.0L

## 40047

**Inlet A** : 3 Bolt Welded Flange  
**Box Size** : 15"L x 8"W x 5"H  
**Catalyst** : Standard

**Outlet A** : 3 Bolt Welded Flange  
**Weight** : 5 lbs.  
**Package Type** : Boxed



-----12" O. A. L.-----

### AUDI

80	1988-90	L4	2.0L
80	1991-92	L5	2.3L
90	1988	L4	2.0L
90	1988-91	L5	2.3L
100 Series	1975-77	L4	1.9L
4000	1981-83	L4	1.7L
4000	1984-87	L4	1.8L

### VOLKSWAGEN

Cabriolet	1985-89	L4	1.8L
Dasher	1976-80	L4	1.6L
Quantum	1982-83	L4	1.7L
Quantum	1983-88	L5	2.2L
Rabbit	1982-84	L4	1.7L
Scirocco	1976-77	L4	1.6L
Scirocco	1979-80	L4	1.6L
Scirocco	1981-83	L4	1.7L
Scirocco	1984	L4	1.8L
Scirocco	1987	L4	1.8L

### VOLKSWAGEN TRUCK

Rabbit Pickup	1980	L4	1.5L
Rabbit Pickup	1980	L4	1.6L

## 40047 (CONT'D)


### VOLKSWAGEN VAN

Transporter	1975	H4	1.8L
Transporter	1985	H4	1.9L
Transporter	1976-79	H4	2.0L
Transporter	1986-91	H4	2.1L
Vanagon	1982-84	L4	1.6L
Vanagon	1983-85	H4	1.9L
Vanagon	1981-83	H4	2.0L
Vanagon	1986-91	H4	2.1L

## 40048

**Inlet A** : 3 Bolt Welded Flange  
**Box Size** : 15"L x 8"W x 5"H  
**Catalyst** : Standard

**Outlet A** : 3 Bolt Welded Flange  
**Weight** : 6 lbs.  
**Package Type** : Boxed



### AUDI

100	1989-91	L5	2.3L
200	1989-91	L5	2.2L
5000	1985-88	L5	2.2L
5000	1987-88	L5	2.3L

## 40055

**Inlet A** : 2 Bolt Loose Flange  
**Box Size** : 42"L x 10"W x 7"H  
**Catalyst** : Standard

**Outlet A** : 2 Bolt Welded Flange  
**Weight** : 17 lbs.  
**Package Type** : Boxed



-----63.5" O. A. L.-----

### SUBARU

DL	1983-84	H4	1.6L
DL	1983-84	H4	1.8L
DL	1988-89	H4	1.8L
GL	1986-87	H4	1.6L
GL	1983-89	H4	1.8L

**40056**

**Inlet A :** 2 Bolt Loose Flange  
**Box Size :** 42"L x 10"W x 7"H  
**Catalyst :** Standard

**Outlet A :** 2 Bolt Welded Flange  
**Weight :** 15 lbs.  
**Package Type :** Boxed



<-----61.75" O. A. L.----->

**SUBARU**

DL	1984	H4	1.6L
DL	1984-89	H4	1.8L
GL	1986-87	H4	1.6L
GL	1984-87	H4	1.8L

**40059**

**Inlet A :** 2 Bolt Loose Flange  
**Box Size :** 42"L x 10"W x 7"H  
**Catalyst :** Standard

**Outlet A :** 2 Bolt Welded Flange  
**Weight :** 15 lbs.  
**Package Type :** Boxed



<-----64" O. A. L.----->

**SUBARU**

DL	1984	H4	1.6L
DL	1984	H4	1.8L
DL	1986-89	H4	1.8L
GL	1986-87	H4	1.6L
GL	1984-89	H4	1.8L
RX	1986-89	H4	1.8L
XT	1986-89	H4	1.8L

**40060**

**Inlet A :** 2 Bolt Loose Flange  
**Box Size :** 75"L x 10"W x 5"H  
**Catalyst :** Standard

**Outlet A :** 2 Bolt Welded Flange  
**Weight :** 14 lbs.  
**Package Type :** Boxed



<-----63" O. A. L.----->

**40060 (CONT'D)**

**SUBARU**

GL	1985-89	H4	1.8L
Loyale	1990-93	H4	1.8L
RX	1988	H4	1.8L
XT	1986-87	H4	1.8L
XT	1989-90	H4	1.8L
XT	1988-91	H6	2.7L

**40061**

**Inlet A :** 2 Bolt Loose Flange  
**Inlet B :** 2 Bolt Loose Flange  
**Box Size :** 32"L x 22"W x 10"H  
**Package Type :** Boxed

**Outlet A :** 2 Bolt Loose Flange  
**Weight :** 16 lbs.  
**Catalyst :** Standard



<-----32" O. A. L.----->

**MERCEDES-BENZ**

380SL	1981-85	V8	3.8L
380SLC	1981	V8	3.8L

**40062**

**Inlet A :** 3 Bolt Welded Flange  
**Inlet B :** 3 Bolt Welded Flange  
**Box Size :** 73"L x 12"W x 14"H  
**Catalyst :** Standard

**Outlet A :** 3 Bolt Welded Flange  
**Outlet B :** 1.75" OD Pipe  
**Weight :** 18 lbs.  
**Package Type :** Unboxed



<-----74.25" O. A. L.----->

**BMW**

535i	1985-88	L6	3.5L
535is	1988	L6	3.5L
635CSi	1985-87	L6	3.5L



**40064**

**Inlet A** : 3 Bolt Welded Flange  
**Inlet B** : 3 Bolt Welded Flange  
**Box Size** : 72"L x 11"W x 11"H  
**Catalyst** : Standard

**Outlet A** : 3 Bolt Welded Flange  
**Outlet B** : 3 Bolt Welded Flange  
**Weight** : 17 lbs.  
**Package Type** : Unboxed



-----71.5" O. A. L.-----

**BMW**

533i	1983-84	L6	3.2L
633CSi	1982-84	L6	3.2L

**40065**

**Inlet A** : 3 Bolt Welded Flange  
**Inlet B** : 3 Bolt Welded Flange  
**Box Size** : 75"L x 10"W x 5"H  
**Package Type** : Boxed

**Outlet A** : 3 Bolt Loose Flange  
**Weight** : 15 lbs.  
**Catalyst** : Standard



-----60" O. A. L.-----

**BMW**

320i	1980-83	L4	1.8L
------	---------	----	------

**40068**

**Inlet A** : 3 Bolt Loose Flange  
**Box Size** : 15"L x 8"W x 5"H  
**Catalyst** : Standard

**Outlet A** : 3 Bolt Loose Flange  
**Weight** : 5 lbs.  
**Package Type** : Boxed



-----10.5" O. A. L.-----

**VOLVO**

242	1982-83	L4	2.1L
242	1982-83	L4	2.3L
244	1982-83	L4	2.1L
244	1982-83	L4	2.3L
245	1982-83	L4	2.1L
245	1982-83	L4	2.3L
264	1982	V6	2.8L

**40071**

**Inlet A** : 3 Bolt Loose Flange  
**Box Size** : 24"L x 8"W x 5"H  
**Catalyst** : ECO II

**Outlet A** : 2.25" OD Pipe  
**Weight** : 9 lbs.  
**Package Type** : Boxed



-----29.75" O. A. L.-----

**VOLVO**

740	1985-92	L4	2.3L
760	1984-90	L4	2.3L
780	1987-90	V6	2.8L

**40072**

**Inlet A** : 2 Bolt Loose Flange  
**Box Size** : 19"L x 9"W x 5"H  
**Weight** : 8 lbs.  
**Package Type** : Boxed

**Outlet A** : 2 Bolt Loose Flange  
w/Flare  
**Catalyst** : Standard



-----17.5" O. A. L.-----

**MAZDA**

RX-7	1984-91	R2	1.3L
------	---------	----	------

**40073**

**Inlet A** : 2 Bolt Welded Flange  
**Box Size** : 19"L x 9"W x 5"H  
**Catalyst** : Standard

**Outlet A** : 2 Bolt Loose Flange  
**Weight** : 7 lbs.  
**Package Type** : Boxed



-----16" O. A. L.-----

**DODGE**

Colt	1989-90	L4	2.0L
------	---------	----	------

**EAGLE**

Summit	1992-95	L4	1.8L
Talon	1993-94	L4	1.8L
Talon	1990-94	L4	2.0L

**40073 (CONT'D)**

<b>MAZDA TRUCK</b>			
B2200	1987-89	L4	2.2L
<b>MITSUBISHI</b>			
Eclipse	1990-94	L4	1.8L
Eclipse	1996-99	L4	2.4L
Expo	1992-95	L4	2.4L
Expo LRV	1992-94	L4	1.8L
Expo LRV	1993-94	L4	2.4L
Galant	1989-92	L4	2.0L
Galant	1994-98	L4	2.4L
<b>MITSUBISHI TRUCK</b>			
Mighty Max	1992	L4	2.4L
Mighty Max	1994-95	L4	2.4L
<b>NISSAN</b>			
Axxess	1990-92	L4	2.4L
<b>PLYMOUTH</b>			
Colt	1989-91	L4	1.5L
Colt	1989-90	L4	1.6L
Laser	1990-93	L4	1.8L
Laser	1990-93	L4	2.0L

**40075 (CONT'D)**

<b>INFINITI</b>			
I30	1996-01	V6	3.0L
<b>NISSAN</b>			
240SX	1989-94	L4	2.4L
Maxima	1997-01	V6	3.0L
NX	1991-93	L4	1.6L
NX	1992-93	L4	2.0L
Sentra	1991-94	L4	1.6L
Sentra	1991-94	L4	2.0L
<b>NISSAN TRUCK</b>			
D21	1990-94	L4	2.4L
Frontier	1998-04	L4	2.4L
Pickup	1995	L4	2.4L
<b>TOYOTA</b>			
Celica	1986-89	L4	2.0L
Celica	1985	L6	2.8L
Supra	1986-92	L6	3.0L
<b>TOYOTA TRUCK</b>			
Tacoma	1995-00	L4	2.4L
Tacoma	1995-00	L4	2.7L

**40074**

**Inlet A** : 3 Bolt Loose Flange  
**Box Size** : 19"L x 9"W x 5"H  
**Catalyst** : ECO II

**Outlet A** : 2" ID Pipe  
**Weight** : 9 lbs.  
**Package Type** : Boxed



-----28" O. A. L.-----

<b>VOLVO</b>			
740	1985-92	L4	2.3L
760	1987-88	V6	2.8L
940	1991-93	L4	2.3L

**40075**

**Inlet A** : 2 Bolt Loose Flange  
**Box Size** : 15"L x 8"W x 5"H  
**Catalyst** : ECO II

**Outlet A** : 2 Bolt Loose Flange  
**Weight** : 6 lbs.  
**Package Type** : Boxed



-----12.5" O. A. L.-----

**40077**

**Inlet A** : 2 Bolt Loose Flange  
**Inlet B** : 2 Bolt Loose Flange  
**Box Size** : 19"L x 9"W x 5"H  
**Package Type** : Boxed

**Outlet A** : 2 Bolt Loose Flange  
**Weight** : 7 lbs.  
**Catalyst** : Standard



-----15" O. A. L.-----

<b>DODGE</b>			
Colt	1988-92	L4	1.5L
Colt	1989-90	L4	1.6L
Colt	1989-90	L4	1.8L

<b>DODGE TRUCK</b>			
Raider	1987-89	L4	2.6L
Ram 50	1987-89	L4	2.0L
Ram 50	1987-89	L4	2.6L

<b>EAGLE</b>			
Summit	1989-94	L4	1.5L
Summit	1989-90	L4	1.6L

<b>HYUNDAI</b>			
Excel	1990-94	L4	1.5L
Scoupe	1991-95	L4	1.5L

<b>MITSUBISHI</b>			
Mirage	1987-02	L4	1.5L

## 40077 (CONT'D)

### MITSUBISHI (CONT'D)

Mirage	1987-89	L4	1.6L
Mirage	1991-92	L4	1.6L
Mirage	1994-01	L4	1.8L
Precis	1990-93	L4	1.5L

### MITSUBISHI VAN

Van	1990	L4	2.4L
-----	------	----	------

### PLYMOUTH

Colt	1987-88	L4	1.5L
Colt	1987-88	L4	1.6L
Colt	1988	L4	2.0L

## 40083

**Inlet A** : 3 Bolt Welded Flange  
**Box Size** : 61"L x 14"W x 17"H  
**Catalyst** : Standard

**Outlet A** : 3 Bolt Welded Flange  
**Weight** : 20 lbs.  
**Package Type** : Unboxed



←-----65" O. A. L.----->

### BMW

325e	1984-87	L6	2.7L
325es	1986-87	L6	2.7L

## 40084

**Inlet A** : 3 Bolt Welded Flange  
**Box Size** : 24"L x 8"W x 5"H  
**Catalyst** : Standard

**Outlet A** : 3 Bolt Welded Flange  
**Weight** : 10 lbs.  
**Package Type** : Boxed



←-----17" O. A. L.----->

### ACURA

Legend	1986-87	V6	2.5L
Legend	1987-90	V6	2.7L

### STERLING

825	1987-88	V6	2.5L
-----	---------	----	------

## 40090

**Inlet A** : 3 Bolt Welded Flange  
**Inlet B** : 3 Bolt Welded Flange  
**Box Size** : 65"L x 9"W x 12"H  
**Package Type** : Unboxed

**Outlet A** : 3 Bolt Welded Flange  
**Weight** : 15 lbs.  
**Catalyst** : Standard



←-----65" O. A. L.----->

### BMW

528e	1982-87	L6	2.7L
------	---------	----	------

## 40095

**Inlet A** : 2 Bolt Loose Flange  
**Box Size** : 36"L x 11"W x 7"H  
**Catalyst** : Standard

**Outlet A** : 2" ID Pipe  
**Weight** : 10 lbs.  
**Package Type** : Boxed



←-----33.5" O. A. L.----->

### SUZUKI TRUCK

Samurai	1986-94	L4	1.3L
---------	---------	----	------

## 40097

**Inlet A** : 2 Bolt Loose Flange  
**Box Size** : 15"L x 8"W x 5"H  
**Catalyst** : Standard

**Outlet A** : 2 Bolt Loose Flange  
**Weight** : 6 lbs.  
**Package Type** : Boxed



←-----13" O. A. L.----->

### DODGE

Colt	1981-84	L4	1.4L
Colt	1985-86	L4	1.5L
Colt	1981-86	L4	1.6L
Colt	1984-87	L4	2.0L

### HYUNDAI

Excel	1986-89	L4	1.5L
-------	---------	----	------

### MITSUBISHI

Cordia	1983-88	L4	1.8L
--------	---------	----	------

**40097 (CONT'D)**

**MITSUBISHI (CONT'D)**

Cordia	1984-88	L4	2.0L
Mirage	1985-86	L4	1.5L
Mirage	1985-86	L4	1.6L
Precis	1987-89	L4	1.5L
Tredia	1983-84	L4	1.8L
Tredia	1986-88	L4	1.8L
Tredia	1984	L4	2.0L

**PLYMOUTH**

Champ	1979-82	L4	1.4L
Champ	1979-82	L4	1.6L
Colt	1981-84	L4	1.4L
Colt	1985-86	L4	1.5L
Colt	1981-86	L4	1.6L
Colt	1984-87	L4	2.0L

**40101**

**Inlet A** : 2 Bolt Loose Flange  
**Box Size** : 15"L x 8"W x 5"H  
**Catalyst** : Standard

**Outlet A** : 2 Bolt Welded Flange  
**Weight** : 5 lbs.  
**Package Type** : Boxed



-----13.25" O. A. L.-----

**MAZDA**

626	1984-87	L4	2.0L
-----	---------	----	------

**40102**

**Inlet A** : 2 Bolt Loose Flange  
**Box Size** : 19"L x 9"W x 5"H  
**Catalyst** : Standard

**Outlet A** : 2 Bolt Welded Flange  
**Weight** : 7 lbs.  
**Package Type** : Boxed



-----13" O. A. L.-----

**FORD**

Festiva	1988-93	L4	1.3L
---------	---------	----	------

**MAZDA**

323	1986-89	L4	1.6L
626	1986-87	L4	2.0L

**MERCURY**

Capri	1991-94	L4	1.6L
-------	---------	----	------

**40102 (CONT'D)**

**MERCURY (CONT'D)**

Tracer	1988-89	L4	1.6L
--------	---------	----	------

**40103**

**Inlet A** : 5 Bolt Welded Flange  
**Box Size** : 30"L x 8"W x 6"H  
**Catalyst** : Standard

**Outlet A** : 2 Bolt Welded Flange  
**Weight** : 7 lbs.  
**Package Type** : Boxed



-----8" O. A. L.-----

**DODGE**

Colt	1985-86	L4	1.5L
Colt	1985	L4	1.6L

**HYUNDAI**

Excel	1986-89	L4	1.5L
-------	---------	----	------

**MITSUBISHI**

Cordia	1983	L4	1.8L
Cordia	1984-88	L4	2.0L
Mirage	1986	L4	1.5L
Precis	1987-89	L4	1.5L
Tredia	1983	L4	1.8L
Tredia	1984-88	L4	2.0L

**PLYMOUTH**

Champ	1981-82	L4	1.4L
Champ	1981-82	L4	1.6L

**40104**

**Inlet A** : 2 Bolt Loose Flange  
**Inlet B** : 2 Bolt Loose Flange  
**Box Size** : 56"L x 11"W x 12"H  
**Package Type** : Unboxed

**Outlet A** : 2 Bolt Loose Flange  
**Weight** : 15 lbs.  
**Catalyst** : Standard



-----56" O. A. L.-----

**MERCEDES-BENZ**

190E	1986-88	L4	2.3L
------	---------	----	------

## 40106

**Inlet A** : 2 Bolt Loose Flange  
**Box Size** : 42"L x 10"W x 7"H  
**Weight** : 19 lbs.  
**Package Type** : Boxed

**Outlet A** : 1.75" OD Pipe  
**Outlet B** : 1.75" OD Pipe  
**Catalyst** : Standard



-----65.5" O. A. L.-----

### JAGUAR

XJ6	1987	L6	3.6L
XJ6	1975-76	L6	4.2L
XJ6	1981-87	L6	4.2L

## 40108

**Inlet A** : 2" ID Pipe  
**Box Size** : 36"L x 11"W x 7"H  
**Catalyst** : Standard

**Outlet A** : 3 Bolt Loose Flange  
**Weight** : 10 lbs.  
**Package Type** : Boxed



-----33.25" O. A. L.-----


### PORSCHE

924	1987-88	L4	2.5L
944	1985-88	L4	2.5L
944	1989	L4	2.7L
944	1989	L4	3.0L

## 40107

**Inlet A** : 3 Bolt Loose Flange  
**Box Size** : 13"L x 5"W x 5"H  
**Catalyst** : Standard

**Outlet A** : 3 Bolt Loose Flange  
**Weight** : 7 lbs.  
**Package Type** : Boxed



-----12.5" O. A. L.-----

### VOLKSWAGEN TRUCK

Rabbit Pickup	1980	L4	1.5L
Rabbit Pickup	1980	L4	1.6L

### VOLKSWAGEN VAN

Transporter	1975	H4	1.8L
Transporter	1985	H4	1.9L
Transporter	1976-79	H4	2.0L
Transporter	1986-91	H4	2.1L
Vanagon	1982-84	L4	1.6L
Vanagon	1983-85	H4	1.9L
Vanagon	1980-83	H4	2.0L
Vanagon	1986-91	H4	2.1L

## 40109

**Inlet A** : 2 Bolt Loose Flange  
**Box Size** : 24"L x 8"W x 5"H  
**Catalyst** : Standard

**Outlet A** : 2 Bolt Loose Flange  
**Weight** : 8 lbs.  
**Package Type** : Boxed



-----17" O. A. L.-----

### MAZDA VAN

MPV	1989-94	L4	2.6L
MPV	1989-94	V6	3.0L

### MITSUBISHI

3000GT	1991-95	V6	3.0L
--------	---------	----	------

## 40113

**Inlet A** : 2 Bolt Welded Flange  
**Box Size** : 36"L x 11"W x 7"H  
**Catalyst** : Standard

**Outlet A** : 2 Bolt Welded Flange  
**Weight** : 10 lbs.  
**Package Type** : Boxed



-----25" O. A. L.-----

### FORD

Escort	1991-96	L4	1.8L
--------	---------	----	------

**40113 (CONT'D)**

<b>MAZDA</b>			
323	1990-94	L4	1.6L
323	1990-91	L4	1.8L
MX-3	1992-93	L4	1.6L
Protege	1990-94	L4	1.8L
<b>MERCURY</b>			
Tracer	1991-96	L4	1.8L

**40116**

**Inlet A :** 3 Bolt Welded Flange  
**Box Size :** 63"L x 8"W x 6"H  
**Catalyst :** Standard

**Outlet A :** 2 Bolt Welded Flange  
**Weight :** 17 lbs.  
**Package Type :** Unboxed



<-----63" O. A. L.----->

<b>TOYOTA</b>			
Celica	1988-90	L4	2.0L

**40117**

**Inlet A :** 3 Bolt Welded Flange  
**Box Size :** 68"L x 10"W x 5"H  
**Catalyst :** Standard

**Outlet A :** 2 Bolt Welded Flange  
**Weight :** 12 lbs.  
**Package Type :** Unboxed



<-----68" O. A. L.----->

<b>TOYOTA</b>			
Camry	1988-91	L4	2.0L

**40118**

**Inlet A :** 3 Bolt Loose Flange  
**Box Size :** 19"L x 9"W x 5"H  
**Catalyst :** Standard

**Outlet A :** 3 Bolt Welded Flange  
**Weight :** 9 lbs.  
**Package Type :** Boxed



<-----15" O. A. L.----->

**40118 (CONT'D)**

<b>SAAB</b>			
900	1981-89	L4	2.0L

**40122**

**Inlet A :** 5 Bolt Welded Flange  
**Box Size :** 7"L x 14"W x 12"H  
**Catalyst :** Standard

**Outlet A :** 2 Bolt Loose Flange  
**Weight :** 9 lbs.  
**Package Type :** Boxed



<-----12" O. A. L.----->

<b>SUBARU</b>			
Justy	1987-94	L3	1.2L

**40125**

**Inlet A :** 2 Bolt Welded Flange  
**Box Size :** 36"L x 11"W x 7"H  
**Catalyst :** Standard

**Outlet A :** 2" OD Pipe  
**Weight :** 11 lbs.  
**Package Type :** Boxed



<-----33.5-36.5" O. A. L.----->

<b>VOLKSWAGEN</b>			
Golf	1985-89	L4	1.8L
Jetta	1985	L4	1.8L

**40127**

**Inlet A :** 6 Bolt Welded Flange  
**Box Size :** 32"L x 22"W x 10"H  
**Catalyst :** Standard

**Outlet A :** 3 Bolt Welded Flange  
**Weight :** 11 lbs.  
**Package Type :** Boxed



<-----25.5" O. A. L.----->

<b>PORSCHE</b>			
911	1975-77	H6	2.7L
911	1976-77	H6	3.0L

## 40129

**Inlet A** : 2 Bolt Loose Flange  
**Box Size** : 15"L x 8"W x 5"H  
**Catalyst** : Standard

**Outlet A** : 2 Bolt Loose Flange  
**Weight** : 7 lbs.  
**Package Type** : Boxed



-----11.5" O. A. L.-----

### MAZDA

GLC	1977-78	L4	1.3L
GLC	1979-80	L4	1.4L

## 40135

**Inlet A** : 2 Bolt Welded Flange  
**Box Size** : 75"L x 10"W x 5"H  
**Catalyst** : Standard

**Outlet A** : 2 Bolt Welded Flange  
**Weight** : 13 lbs.  
**Package Type** : Boxed



-----46.5" O. A. L.-----

### NISSAN

Maxima	1985-86	V6	3.0L
--------	---------	----	------

## 40132

**Inlet A** : 2 Bolt Loose Flange  
**Box Size** : 24"L x 8"W x 5"H  
**Catalyst** : Standard

**Outlet A** : Flared  
**Weight** : 7 lbs.  
**Package Type** : Boxed



-----24" O. A. L.-----

### EAGLE

Medallion	1988-89	L4	2.2L
-----------	---------	----	------

## 40137

**Inlet A** : 2 Bolt Loose Flange  
**Box Size** : 46"L x 16"W x 16"H  
**Catalyst** : Standard

**Outlet A** : 2 Bolt Welded Flange  
**Weight** : 16 lbs.  
**Package Type** : Boxed



-----48" O. A. L.-----

### MAZDA

RX-7	1986-91	R2	1.3L
------	---------	----	------

## 40133

**Inlet A** : 6 Bolt Welded Flange  
**Box Size** : 32"L x 22"W x 10"H  
**Catalyst** : Standard

**Outlet A** : 2.25" OD Pipe  
**Weight** : 15 lbs.  
**Package Type** : Boxed



-----34" O. A. L.-----


### VOLKSWAGEN

Scirocco	1986-88	L4	1.8L
----------	---------	----	------

## 40138

**Inlet A** : 2 Bolt Loose Flange  
**Box Size** : 24"L x 8"W x 5"H  
**Catalyst** : Standard

**Outlet A** : 2 Bolt Loose Flange  
**Weight** : 7 lbs.  
**Package Type** : Boxed



-----19" O. A. L.-----

### MAZDA

RX-7	1981-83	R2	1.1L
------	---------	----	------

**40139**

**Inlet A :** 2 Bolt Loose Flange  
**Box Size :** 24"L x 8"W x 5"H  
**Catalyst :** Standard

**Outlet A :** 2 Bolt Loose Flange  
**Weight :** 7 lbs.  
**Package Type :** Boxed



-----16.5" O. A. L.-----

**MAZDA**

RX-7	1981-83	R2	1.1L
------	---------	----	------

**40140**

**Inlet A :** 2 Bolt Welded Flange  
**Box Size :** 32"L x 22"W x 10"H  
**Catalyst :** Standard

**Outlet A :** 2 Bolt Welded Flange  
**Weight :** 12 lbs.  
**Package Type :** Boxed



-----26.5" O. A. L.-----

**MITSUBISHI**

Galant	1985-86	L4	2.4L
Galant	1988	V6	3.0L
Sigma	1989-90	V6	3.0L

**40143**

**Inlet A :** 3 Bolt Welded Flange  
**Box Size :** 43"L x 21"W x 11"H  
**Catalyst :** Standard

**Outlet A :** 2" OD Pipe  
**Weight :** 9 lbs.  
**Package Type :** Boxed



-----44" O. A. L.-----

**VOLKSWAGEN VAN**

EuroVan	1993-95	L5	2.5L
---------	---------	----	------

**40147**

**Inlet A :** 4 Bolt Welded Flange  
**Inlet B :** 3 Bolt Welded Flange  
**Box Size :** 45"L x 15"W x 11"H  
**Package Type :** Boxed

**Outlet A :** 2 Bolt Loose Flange  
**Weight :** 11 lbs.  
**Catalyst :** Standard



-----38" O. A. L.-----

**SUBARU**

GL	1983-86	H4	1.8L
GL	1988-89	H4	1.8L
GL-10	1986	H4	1.8L
GL-10	1988-89	H4	1.8L
XT	1985-87	H4	1.8L

**40155**

**Inlet A :** 2 Bolt Loose Flange  
**Box Size :** 19"L x 9"W x 5"H  
**Catalyst :** Standard

**Outlet A :** 3 Bolt Welded Flange  
**Weight :** 8 lbs.  
**Package Type :** Boxed



-----15-16" O. A. L.-----

**HONDA**

Accord	1994-95	L4	2.2L
Civic	1988-95	L4	1.5L
Civic	1988-95	L4	1.6L
Civic del Sol	1994-95	L4	1.5L
Civic del Sol	1994-95	L4	1.6L
CRX	1988-91	L4	1.5L
CRX	1988-91	L4	1.6L

**HONDA VAN**

Odyssey	1995	L4	2.2L
---------	------	----	------



## 40157

**Inlet A** : 3 Bolt Welded Flange  
**Box Size** : 15"L x 8"W x 5"H  
**Catalyst** : Standard

**Outlet A** : 3 Bolt Welded Flange  
**Weight** : 7 lbs.  
**Package Type** : Boxed



-----13" O. A. L.-----

### HONDA

Accord	1986-89	L4	2.0L
Prelude	1985-91	L4	2.0L

## 40161

**Inlet A** : 2 Bolt Welded Flange  
**Box Size** : 19"L x 9"W x 5"H  
**Catalyst** : Standard

**Outlet A** : 2 Bolt Welded Flange  
**Weight** : 7 lbs.  
**Package Type** : Boxed



-----14.5" O. A. L.-----


### MAZDA

Miata	1990-93	L4	1.6L
-------	---------	----	------

## 40158

**Inlet A** : 3 Bolt Welded Flange  
**Box Size** : 15"L x 8"W x 5"H  
**Catalyst** : Standard

**Outlet A** : 3 Bolt Welded Flange  
**Weight** : 6 lbs.  
**Package Type** : Boxed



-----12.75" O. A. L.-----

### HONDA

Accord	1990-93	L4	2.2L
--------	---------	----	------

## 40164

**Inlet A** : 4 Bolt Loose Flange  
**Box Size** : 24"L x 8"W x 5"H  
**Catalyst** : Standard

**Outlet A** : 4 Bolt Loose Flange  
**Weight** : 8 lbs.  
**Package Type** : Boxed



-----16.5" O. A. L.-----

### SAAB

900	1981-93	L4	2.0L
-----	---------	----	------

## 40159

**Inlet A** : 2 Bolt Welded Flange  
**Box Size** : 19"L x 9"W x 5"H  
**Catalyst** : Standard

**Outlet A** : 2 Bolt Welded Flange  
**Weight** : 7 lbs.  
**Package Type** : Boxed



-----14.5" O. A. L.-----

### DODGE

Colt	1993-94	L4	1.5L
------	---------	----	------

## 40165

**Inlet A** : 3 Bolt Welded Flange  
**Box Size** : 45"L x 15"W x 11"H  
**Catalyst** : Standard

**Outlet A** : 2 Bolt Loose Flange  
**Weight** : 17 lbs.  
**Package Type** : Boxed



-----39" O. A. L.-----

### GEO TRUCK

Tracker	1989-95	L4	1.6L
---------	---------	----	------

### SUZUKI TRUCK

Sidekick	1989-92	L4	1.6L
----------	---------	----	------

**40166**

**Inlet A :** 2 Bolt Loose Flange  
**Box Size :** 70"L x 14"W x 12"H  
**Weight :** 18 lbs.  
**Package Type :** Unboxed

**Outlet A :** 2 Bolt Loose Flange  
**Outlet B :** 2" ID Pipe  
**Catalyst :** Standard



-----70" O. A. L.-----

**MERCEDES-BENZ**

420SEL	1986-91	V8	4.2L
560SEC	1986-91	V8	5.6L
560SEL	1986-91	V8	5.6L

**40167**

**Inlet A :** 3 Bolt Welded Flange  
**Box Size :** 24"L x 8"W x 5"H  
**Catalyst :** Standard

**Outlet A :** 3 Bolt Welded Flange  
**Weight :** 7 lbs.  
**Package Type :** Boxed



-----20" O. A. L.-----

**TOYOTA TRUCK**

Land Cruiser	1979-87	L6	4.2L
--------------	---------	----	------

**40168**

**Inlet A :** 3 Bolt Welded Flange  
**Box Size :** 19"L x 9"W x 5"H  
**Catalyst :** Standard

**Outlet A :** 2 Bolt Welded Flange  
**Weight :** 11 lbs.  
**Package Type :** Boxed



-----18.25" O. A. L.-----

**MAZDA**

RX-7	1986-90	R2	1.3L
------	---------	----	------

**40169**

**Inlet A :** 2 Bolt Loose Flange  
**Inlet B :** 2 Bolt Welded Flange  
**Box Size :** 30"L x 8"W x 6"H  
**Package Type :** Boxed

**Outlet A :** 2 Bolt Loose Flange  
**Weight :** 10 lbs.  
**Catalyst :** Standard



-----26.5" O. A. L.-----

**SAAB**

9000	1986-90	L4	2.0L
9000	1990-92	L4	2.3L

**40170**

**Inlet A :** 2 Bolt Loose Flange  
**Box Size :** 24"L x 8"W x 5"H  
**Catalyst :** Standard

**Outlet A :** 2 Bolt Loose Flange  
**Weight :** 8 lbs.  
**Package Type :** Boxed



-----21" O. A. L.-----

**PEUGEOT**

505	1980-83	L4	2.0L
-----	---------	----	------

**40171**

**Inlet A :** 3 Bolt Welded Flange  
**Box Size :** 24"L x 8"W x 5"H  
**Catalyst :** Standard

**Outlet A :** 2" ID Pipe  
**Weight :** 7 lbs.  
**Package Type :** Boxed



-----23" O. A. L.-----

**AUDI**

80	1991-92	L5	2.3L
80 Quattro	1988-92	L5	2.3L
90	1988	L4	2.0L
90 Quattro	1988-91	L5	2.3L

## 40172

**Inlet A :** 2 Bolt Loose Flange  
**Inlet B :** 2 Bolt Loose Flange  
**Box Size :** 15"L x 8"W x 5"H  
**Package Type :** Boxed

**Outlet A :** 2 Bolt Loose Flange  
**Weight :** 6 lbs.  
**Catalyst :** Standard



-----14" O. A. L.-----

### PEUGEOT

505	1980-85	L4	2.0L
-----	---------	----	------

## 40176

**Inlet A :** 6 Bolt Welded Flange  
**Inlet B :** 3 Bolt Loose Flange  
**Box Size :** 75"L x 10"W x 5"H  
**Package Type :** Boxed

**Outlet A :** 2 Bolt Loose Flange  
**Weight :** 18 lbs.  
**Catalyst :** Standard



-----54" O. A. L.-----

### BMW

750iL	1988-94	V12	5.0L
-------	---------	-----	------

## 40174

**Inlet A :** 2 Bolt Loose Flange  
**Box Size :** 42"L x 10"W x 7"H  
**Catalyst :** Standard

**Outlet A :** 2 Bolt Welded Flange  
**Weight :** 11 lbs.  
**Package Type :** Boxed



-----40" O. A. L.-----

### CHEVROLET

Sprint	1987-88	L3	1.0L
--------	---------	----	------

### PONTIAC

Firefly	1987-88	L3	1.0L
---------	---------	----	------

## 40177

**Inlet A :** 3 Bolt Welded Flange  
**Box Size :** 75"L x 10"W x 5"H  
**Catalyst :** Standard

**Outlet A :** 2.5" OD Pipe  
**Weight :** 17 lbs.  
**Package Type :** Boxed



-----55" O. A. L.-----

### BMW

750iL	1988-94	V12	5.0L
-------	---------	-----	------

## 40175

**Inlet A :** 3 Bolt Welded Flange  
**Box Size :** 7"L x 14"W x 12"H  
**Catalyst :** Standard

**Outlet A :** 3 Bolt Welded Flange  
**Weight :** 7 lbs.  
**Package Type :** Boxed



-----6.25" O. A. L.-----

### DAIHATSU

Charade	1989-92	L4	1.3L
---------	---------	----	------

## 40178

**Inlet A :** 3 Bolt Welded Flange  
**Inlet B :** 3 Bolt Welded Flange  
**Box Size :** 74"L x 13"W x 7"H  
**Catalyst :** Standard

**Outlet A :** 3 Bolt Loose Flange  
**Outlet B :** 3 Bolt Loose Flange  
**Weight :** 16 lbs.  
**Package Type :** Unboxed



-----74" O. A. L.-----

### BMW

733i	1982-84	L6	3.2L
------	---------	----	------

**40179**

**Inlet A** : 3 Bolt Welded Flange  
**Box Size** : 24"L x 8"W x 5"H  
**Catalyst** : Standard

**Outlet A** : 2" ID Pipe  
**Weight** : 6 lbs.  
**Package Type** : Boxed



-----22.5" O. A. L.-----

**AUDI**

90	1988-91	L5	2.3L
----	---------	----	------

**40180**

**Inlet A** : 2 Bolt Loose Flange  
**Inlet B** : 2 Bolt Loose Flange  
**Box Size** : 43"L x 21"W x 11"H  
**Catalyst** : Standard

**Outlet A** : 2 Bolt Loose Flange  
**Outlet B** : 2" OD Pipe  
**Weight** : 21 lbs.  
**Package Type** : Boxed



-----44" O. A. L.-----

**BMW**

M5	1988	L6	3.5L
M6	1987-88	L6	3.5L

**40181**

**Inlet A** : 2 Bolt Loose Flange  
**Inlet B** : 2 Bolt Loose Flange  
**Box Size** : 88"L x 13"W x 13"H  
**Catalyst** : Standard

**Outlet A** : 2 Bolt Loose Flange  
**Outlet B** : 2" OD Pipe  
**Weight** : 23 lbs.  
**Package Type** : Unboxed



-----88" O. A. L.-----

**MERCEDES-BENZ**

300SE	1988-91	L6	3.0L
300SEL	1988-91	L6	3.0L

**40188**

**Inlet A** : 2 Bolt Welded Flange  
**Box Size** : 19"L x 9"W x 5"H  
**Catalyst** : Standard

**Outlet A** : 2 Bolt Welded Flange  
**Weight** : 8 lbs.  
**Package Type** : Boxed



-----17" O. A. L.-----

**FORD**

Probe	1993-97	V6	2.5L
-------	---------	----	------

**MAZDA**

626	1993-95	V6	2.5L
MX-6	1993-95	V6	2.5L

**40189**

**Inlet A** : 2 Bolt Loose Flange  
**Box Size** : 45"L x 15"W x 11"H  
**Catalyst** : Standard

**Outlet A** : 2 Bolt Loose Flange  
**Weight** : 15 lbs.  
**Package Type** : Boxed



-----63" O. A. L.-----

**SUBARU**

Loyale	1990-94	H4	1.8L
--------	---------	----	------

**40190**

**Inlet A** : 3 Bolt Welded Flange  
**Box Size** : 24"L x 8"W x 5"H  
**Catalyst** : Standard

**Outlet A** : 2 Bolt Loose Flange  
**Weight** : 10 lbs.  
**Package Type** : Boxed



-----32.5" O. A. L.-----

**HONDA**

Civic	1985-87	L4	1.5L
-------	---------	----	------

## 40192

**Inlet A :** 2 Bolt Loose Flange  
**Inlet B :** 2 Bolt Welded Flange  
**Box Size :** 30"L x 8"W x 6"H  
**Package Type :** Boxed

**Outlet A :** 2 Bolt Loose Flange  
**Weight :** 10 lbs.  
**Catalyst :** Standard



←-----36.5" O. A. L.----->

### GEO TRUCK

Tracker	1994-95	L4	1.6L
---------	---------	----	------


### SUZUKI TRUCK

Sidekick	1993-95	L4	1.6L
----------	---------	----	------

## 40197

**Inlet A :** 2 Bolt Loose Flange  
**Box Size :** 75"L x 10"W x 5"H  
**Catalyst :** Standard

**Outlet A :** 2 Bolt Loose Flange  
**Weight :** 19 lbs.  
**Package Type :** Boxed



←-----96" O. A. L.----->

### SUBARU

Justy	1987-94	L3	1.2L
-------	---------	----	------

## 40193

**Inlet A :** 4 Bolt Welded Flange  
**Box Size :** 44"L x 26"W x 12"H  
**Catalyst :** Standard

**Outlet A :** 3 Bolt Welded Flange  
**Weight :** 12 lbs.  
**Package Type :** Boxed



←-----49" O. A. L.----->

### ALFA ROMEO

Spider	1982-91	L4	2.0L
--------	---------	----	------

## 40198

**Inlet A :** 3 Bolt Welded Flange  
**Box Size :** 36"L x 11"W x 7"H  
**Catalyst :** ECO II

**Outlet A :** 2 Bolt Welded Flange  
**Weight :** 10 lbs.  
**Package Type :** Boxed



←-----19" O. A. L.----->

### MERCURY VAN

Villager	1999-02	V6	3.3L
----------	---------	----	------

### NISSAN VAN

Quest	1993-98	V6	3.0L
Quest	1999-02	V6	3.3L

## 40195

**Inlet A :** 3 Bolt Welded Flange  
**Box Size :** 15"L x 8"W x 5"H  
**Catalyst :** Standard

**Outlet A :** 3 Bolt Welded Flange  
**Weight :** 7 lbs.  
**Package Type :** Boxed



←-----14" O. A. L.----->

### ACURA

Vigor	1992-94	L5	2.5L
-------	---------	----	------

### HONDA

Accord	1990-93	L4	2.2L
--------	---------	----	------

## 40199

**Inlet A :** 3 Bolt Welded Flange  
**Box Size :** 36"L x 11"W x 7"H  
**Catalyst :** ECO II

**Outlet A :** 2 Bolt Welded Flange  
**Weight :** 12 lbs.  
**Package Type :** Boxed



←-----35.75" O. A. L.----->

### TOYOTA VAN

Previa	1991-95	L4	2.4L
--------	---------	----	------

**40200**

**Inlet A :** 2 Bolt Loose Flange  
**Inlet B :** 2 Bolt Loose Flange  
**Box Size :** 69"L x 15"W x 12"H  
**Catalyst :** Standard

**Outlet A :** 2 Bolt Loose Flange  
**Outlet B :** 2" OD Pipe  
**Weight :** 20 lbs.  
**Package Type :** Unboxed



-----69" O. A. L.-----

**BMW**

535i	1988-93	L6	3.5L
535is	1988	L6	3.5L
735i	1987-92	L6	3.5L
735iL	1988-92	L6	3.5L

**40201**

**Inlet A :** 3 Bolt Welded Flange  
**Inlet B :** 2 Bolt Loose Flange  
**Box Size :** 70"L x 11"W x 11"H  
**Catalyst :** Standard

**Outlet A :** 2 Bolt Loose Flange  
**Outlet B :** 1.75" OD Pipe  
**Weight :** 10 lbs.  
**Package Type :** Unboxed



-----70.5" O. A. L.-----

**BMW**

525i	1989-93	L6	2.5L
------	---------	----	------

**40203**

**Inlet A :** 3 Bolt Welded Flange  
**Box Size :** 15"L x 8"W x 5"H  
**Catalyst :** Standard

**Outlet A :** 3 Bolt Welded Flange  
**Weight :** 7 lbs.  
**Package Type :** Boxed



-----13" O. A. L.-----

**AUDI**

5000	1980-88	L5	2.2L
5000	1988	L5	2.3L

**40204**

**Inlet A :** 2 Bolt Welded Flange  
**Box Size :** 19"L x 9"W x 5"H  
**Catalyst :** Standard

**Outlet A :** 2 Bolt Welded Flange  
**Weight :** 7 lbs.  
**Package Type :** Boxed



-----17" O. A. L.-----

**FORD**

Probe	1993-97	L4	2.0L
-------	---------	----	------

**MAZDA**

626	1993-97	L4	2.0L
MX-6	1993-97	L4	2.0L
MX-6	1988-92	L4	2.2L

**40207**

**Inlet A :** 7 Bolt Welded Flange  
**Inlet B :** 3 Bolt Loose Flange  
**Box Size :** 7"L x 14"W x 12"H  
**Package Type :** Boxed

**Outlet A :** 2 Bolt Loose Flange  
**Weight :** 11 lbs.  
**Catalyst :** Standard



-----16.75" O. A. L.-----

**NISSAN**

Sentra	1982-83	L4	1.5L
Sentra	1983-85	L4	1.6L
Sentra	1983-85	L4	1.7L

**40208**

**Inlet A :** 3 Bolt Welded Flange  
**Box Size :** 75"L x 10"W x 5"H  
**Catalyst :** Standard

**Outlet A :** 2 Bolt Welded Flange  
**Weight :** 16 lbs.  
**Package Type :** Boxed



-----48.5" O. A. L.-----

**NISSAN**

300ZX	1990-93	V6	3.0L
-------	---------	----	------

**40209**

**Inlet A** : 2 Bolt Welded Flange  
**Box Size** : 75"L x 10"W x 5"H  
**Catalyst** : Standard

**Outlet A** : 2 Bolt Welded Flange  
**Weight** : 16 lbs.  
**Package Type** : Boxed



-----47" O. A. L.-----

**NISSAN**

300ZX 1990-93 V6 3.0L

**40213**

**Inlet A** : 2 Bolt Welded Flange  
**Box Size** : 15"L x 8"W x 5"H  
**Catalyst** : Standard

**Outlet A** : 2 Bolt Welded Flange  
**Weight** : 7 lbs.  
**Package Type** : Boxed



-----12.25" O. A. L.-----

**TOYOTA**

Camry 1992-93 L4 2.2L

**40210**

**Inlet A** : 3 Bolt Welded Flange  
**Box Size** : 15"L x 8"W x 5"H  
**Catalyst** : Standard

**Outlet A** : 3 Bolt Welded Flange  
**Weight** : 6 lbs.  
**Package Type** : Boxed



-----8" O. A. L.-----


**MAZDA TRUCK**

B2200 1987-93 L4 2.2L

**40214**

**Inlet A** : 3 Bolt Welded Flange  
**Box Size** : 45"L x 15"W x 11"H  
**Catalyst** : Standard

**Outlet A** : 2 Bolt Welded Flange  
**Weight** : 16 lbs.  
**Package Type** : Boxed



-----44.5" O. A. L.-----

**TOYOTA**

Camry 1993-96 L4 2.2L

**40211**

**Inlet A** : 5 Bolt Welded Flange  
**Box Size** : 7"L x 14"W x 12"H  
**Catalyst** : Standard

**Outlet A** : 3 Bolt Welded Flange  
**Weight** : 9 lbs.  
**Package Type** : Boxed



-----10.5" O. A. L.-----

**TOYOTA**

Camry 1992-96 L4 2.2L

**40215**

**Inlet A** : 3 Bolt Welded Flange  
**Box Size** : 15"L x 8"W x 5"H  
**Catalyst** : Standard

**Outlet A** : 3 Bolt Welded Flange  
**Weight** : 6 lbs.  
**Package Type** : Boxed



-----7.25" O. A. L.-----

**MAZDA**

626 1983-87 L4 2.0L  
 GLC 1981-85 L4 1.5L

**MAZDA TRUCK**

B2000 1986-87 L4 2.0L

**40221**

**Inlet A :** 6 Bolt Welded Flange  
**Box Size :** 15"L x 8"W x 5"H  
**Catalyst :** Standard

**Outlet A :** 3 Bolt Welded Flange  
**Weight :** 12 lbs.  
**Package Type :** Boxed



**PORSCHE**

911	1978-83	H6	3.0L
911	1984-89	H6	3.2L

**40229**

**Inlet A :** 2 Bolt Loose Flange  
**Box Size :** 36"L x 11"W x 7"H  
**Catalyst :** Standard

**Outlet A :** 2 Bolt Welded Flange  
**Weight :** 10 lbs.  
**Package Type :** Boxed



-----35" O. A. L.-----

**MAZDA**

Protege	1995-96	L4	1.5L
Protege	1995-96	L4	1.8L

**40225**

**Inlet A :** 2 Bolt Loose Flange  
**Inlet B :** 2 Bolt Loose Flange  
**Box Size :** 73"L x 16"W x 18"H  
**Catalyst :** Standard

**Outlet A :** 2 Bolt Loose Flange  
**Outlet B :** 2" OD Pipe  
**Weight :** 19 lbs.  
**Package Type :** Unboxed



-----76" O. A. L.-----

**MERCEDES-BENZ**

190E	1987-90	L6	2.6L
------	---------	----	------

**40230**

**Inlet A :** 2 Bolt Welded Flange  
**Box Size :** 15"L x 8"W x 5"H  
**Catalyst :** ECO II

**Outlet A :** 2 Bolt Welded Flange  
**Weight :** 7 lbs.  
**Package Type :** Boxed



-----12.25" O. A. L.-----

**INFINITI**

130	1996	V6	3.0L
-----	------	----	------

**NISSAN**

200SX	1995-97	L4	1.6L
200SX	1995-98	L4	2.0L
Altima	1995-99	L4	2.4L
Maxima	1995-96	V6	3.0L
Sentra	1995-96	L4	1.6L

**40228**

**Inlet A :** 3 Bolt Welded Flange  
**Box Size :** 19"L x 9"W x 5"H  
**Catalyst :** Standard

**Outlet A :** 2 Bolt Welded Flange  
**Weight :** 6 lbs.  
**Package Type :** Boxed



-----14.5" O. A. L.-----

**HYUNDAI**

Accent	1995-97	L4	1.5L
Elantra	1996-98	L4	1.8L
Elantra	1999-00	L4	2.0L
Tiburon	1997	L4	1.8L

**KIA TRUCK**

Sportage	1995	L4	2.0L
----------	------	----	------

**40231**

**Inlet A :** 3 Bolt Welded Flange  
**Box Size :** 24"L x 8"W x 5"H  
**Catalyst :** ECO II

**Outlet A :** 2.325" OD Pipe  
**Weight :** 7 lbs.  
**Package Type :** Boxed



-----19.25" O. A. L.-----

**VOLKSWAGEN**

Cabrio	1997-02	L4	2.0L
--------	---------	----	------



## 40231 (CONT'D)

### VOLKSWAGEN (CONT'D)

Golf	1995-02	L4	2.0L
Jetta	1995-98	L4	2.0L

## 40233

**Inlet A** : 3 Bolt Welded Flange  
**Box Size** : 42"L x 10"W x 7"H  
**Catalyst** : Standard

**Outlet A** : 2 Bolt Welded Flange  
**Weight** : 15 lbs.  
**Package Type** : Boxed



-----41" O. A. L.-----

### TOYOTA VAN

Previa	1994-97	L4	2.4L
--------	---------	----	------

## 40234

**Inlet A** : 3 Bolt Welded Flange  
**Box Size** : 19"L x 9"W x 5"H  
**Catalyst** : ECO II

**Outlet A** : 3 Bolt Welded Flange  
**Weight** : 7 lbs.  
**Package Type** : Boxed



-----15.5" O. A. L.-----

### HONDA

Accord	1998-02	L4	2.3L
--------	---------	----	------

## 40235

**Inlet A** : 2 Bolt Welded Flange  
**Inlet B** : 2 Bolt Welded Flange  
**Box Size** : 75"L x 10"W x 5"H  
**Package Type** : Boxed

**Outlet A** : 2 Bolt Loose Flange  
**Weight** : 14 lbs.  
**Catalyst** : Standard



-----55.5" O. A. L.-----

### SUBARU

Legacy	1990-94	H4	2.2L
--------	---------	----	------

## 40236

**Inlet A** : 3 Bolt Welded Flange  
**Box Size** : 30"L x 8"W x 6"H  
**Catalyst** : ECO II

**Outlet A** : 2 Bolt Welded Flange  
**Weight** : 9 lbs.  
**Package Type** : Boxed



-----26.5" O. A. L.-----

### KIA TRUCK

Sportage	1996-97	L4	2.0L
----------	---------	----	------

## 40237

**Inlet A** : 2 Bolt Welded Flange  
**Box Size** : 36"L x 11"W x 7"H  
**Catalyst** : ECO III

**Outlet A** : 2 Bolt Welded Flange  
**Weight** : 11 lbs.  
**Package Type** : Boxed



-----35.5" O. A. L.-----

### SAAB

9-2X	2005-06	H4	2.5L
------	---------	----	------

### SUBARU

Forester	1999-05	H4	2.5L
Impreza	2002-05	H4	2.5L
Legacy	2000-05	H4	2.5L
Outback	2000-05	H4	2.5L

### SUBARU TRUCK

Baja	2003-06	H4	2.5L
------	---------	----	------

## 40238

**Inlet A** : 2 Bolt Welded Flange  
**Box Size** : 45"L x 15"W x 11"H  
**Catalyst** : Standard

**Outlet A** : 2 Bolt Welded Flange  
**Weight** : 15 lbs.  
**Package Type** : Boxed



-----46.5" O. A. L.-----

### TOYOTA TRUCK

Land Cruiser	1991-92	L6	4.0L
--------------	---------	----	------

**40239**

**Inlet A :** 2 Bolt Welded Flange  
**Box Size :** 32"L x 22"W x 10"H  
**Catalyst :** Standard

**Outlet A :** 2 Bolt Welded Flange  
**Weight :** 12 lbs.  
**Package Type :** Boxed



-----37.5" O. A. L.-----

**TOYOTA TRUCK**

Land Cruiser 1991-92 L6 4.0L

**40242**

**Inlet A :** 5 Bolt Welded Flange  
**Box Size :** 30"L x 8"W x 6"H  
**Catalyst :** ECO II

**Outlet A :** 2 Bolt Welded Flange  
**Weight :** 9 lbs.  
**Package Type :** Boxed



-----16.5" O. A. L.-----

**KIA TRUCK**

Sportage 1998-00 L4 2.0L

**40240**

**Inlet A :** 2 Bolt Loose Flange  
**Inlet B :** 2 Bolt Loose Flange  
**Box Size :** 73"L x 21"W x 13"H  
**Catalyst :** Standard

**Outlet A :** 2 Bolt Loose Flange  
**Outlet B :** 1.75" OD Pipe  
**Weight :** 25 lbs.  
**Package Type :** Unboxed



-----73" O. A. L.-----

**MERCEDES-BENZ**

560SL 1986-88 V8 5.6L

**40243**

**Inlet A :** 2.75" OD Pipe  
**Box Size :** 75"L x 10"W x 5"H  
**Catalyst :** ECO III

**Outlet A :** 2 Bolt Welded Flange  
**Weight :** 20 lbs.  
**Package Type :** Boxed



-----95.5" O. A. L.-----

**CHEVROLET**

Prizm 1998-02 L4 1.8L

**TOYOTA**

Corolla 1998-02 L4 1.8L

**40241**

**Inlet A :** 5 Bolt Welded Flange  
**Box Size :** 10"L x 18"W x 14"H  
**Catalyst :** ECO II

**Outlet A :** 3 Bolt Welded Flange  
**Weight :** 10 lbs.  
**Package Type :** Boxed



-----22" O. A. L.-----

**KIA TRUCK**

Sportage 2001-02 L4 2.0L

**40244**

**Inlet A :** 3 Bolt Welded Flange  
**Box Size :** 45"L x 15"W x 11"H  
**Catalyst :** ECO II

**Outlet A :** 2 Bolt Welded Flange  
**Weight :** 14 lbs.  
**Package Type :** Boxed



-----47.5" O. A. L.-----

**TOYOTA**

Camry 1997-01 L4 2.2L

Solara 1999-01 L4 2.2L

**40245**

**Inlet A** : 3 Bolt Welded Flange  
**Box Size** : 36"L x 11"W x 7"H  
**Catalyst** : Standard

**Outlet A** : 2 Bolt Welded Flange  
**Weight** : 10 lbs.  
**Package Type** : Boxed



-----36" O. A. L.-----

**INFINITI**

Q45	1990-93	V8	4.5L
-----	---------	----	------

**40246**

**Inlet A** : 3 Bolt Welded Flange  
**Box Size** : 42"L x 10"W x 7"H  
**Catalyst** : Standard

**Outlet A** : 1.75" OD Pipe  
**Weight** : 11 lbs.  
**Package Type** : Boxed



-----39.5" O. A. L.-----

**INFINITI**

Q45	1990-93	V8	4.5L
-----	---------	----	------

**40247**

**Inlet A** : 3 Bolt Welded Flange  
**Box Size** : 24"L x 8"W x 5"H  
**Catalyst** : Standard

**Outlet A** : 2 Bolt Welded Flange  
**Weight** : 9 lbs.  
**Package Type** : Boxed



-----24.5" O. A. L.-----

**KIA TRUCK**

Sportage	2001-02	L4	2.0L
----------	---------	----	------

**40248**

**Inlet A** : 9 Bolt Welded Flange  
**Box Size** : 7"L x 14"W x 12"H  
**Catalyst** : ECO II

**Outlet A** : 3 Bolt Welded Flange  
**Weight** : 11 lbs.  
**Package Type** : Boxed



-----13.75" O. A. L.-----

**HONDA**

Civic	1996-00	L4	1.6L
Civic del Sol	1996-97	L4	1.6L

**40250**

**Inlet A** : 2 Bolt Welded Flange  
**Box Size** : 15"L x 8"W x 5"H  
**Catalyst** : ECO II

**Outlet A** : 2 Bolt Welded Flange  
**Weight** : 7 lbs.  
**Package Type** : Boxed



-----13" O. A. L.-----


**KIA**

Spectra	2000-04	L4	1.8L
---------	---------	----	------

**40251**

**Inlet A** : 2 Bolt Welded Flange  
**Box Size** : 42"L x 10"W x 7"H  
**Catalyst** : Standard

**Outlet A** : 2 Bolt Welded Flange  
**Weight** : 11 lbs.  
**Package Type** : Boxed



-----35.5" O. A. L.-----

**MAZDA**

Protege	1997-98	L4	1.5L
---------	---------	----	------

**40252**

**Inlet A :** 3 Bolt Welded Flange  
**Box Size :** 19"L x 9"W x 5"H  
**Catalyst :** ECO II

**Outlet A :** 3 Bolt Welded Flange  
**Weight :** 8 lbs.  
**Package Type :** Boxed



-----17" O. A. L.-----

**HONDA**

Accord	1995-97	V6	2.7L
Accord	1998-99	V6	3.0L

**40253**

**Inlet A :** 2 Bolt Welded Flange  
**Box Size :** 15"L x 8"W x 5"H  
**Catalyst :** Standard

**Outlet A :** 2 Bolt Welded Flange  
**Weight :** 7 lbs.  
**Package Type :** Boxed



-----13" O. A. L.-----

**KIA**

Sephia	2000-01	L4	1.8L
Spectra	2000-02	L4	1.8L

**40254**

**Inlet A :** 3 Bolt Welded Flange  
**Box Size :** 36"L x 11"W x 7"H  
**Catalyst :** Standard

**Outlet A :** 2 Bolt Welded Flange  
**Weight :** 10 lbs.  
**Package Type :** Boxed



-----27.5" O. A. L.-----

**KIA**

Sephia	2000-01	L4	1.8L
--------	---------	----	------

**KIA TRUCK**

Sportage	1998-00	L4	2.0L
----------	---------	----	------

**40255**

**Inlet A :** 3 Bolt Welded Flange  
**Box Size :** 15"L x 8"W x 5"H  
**Catalyst :** Standard

**Outlet A :** 2 Bolt Welded Flange  
**Weight :** 7 lbs.  
**Package Type :** Boxed



-----14" O. A. L.-----

**HYUNDAI**

Tiburon	1997-01	L4	2.0L
---------	---------	----	------

**40257**

**Inlet A :** 2 Bolt Welded Flange  
**Box Size :** 45"L x 15"W x 11"H  
**Catalyst :** Standard

**Outlet A :** 2 Bolt Welded Flange  
**Weight :** 15 lbs.  
**Package Type :** Boxed



-----44.5" O. A. L.-----

**VOLVO**

850	1993-97	L5	2.4L
-----	---------	----	------

**40258**

**Inlet A :** 4 Bolt Welded Flange  
**Box Size :** 36"L x 11"W x 7"H  
**Catalyst :** Standard

**Outlet A :** 2 Bolt Welded Flange  
**Weight :** 14 lbs.  
**Package Type :** Boxed



-----33" O. A. L.-----

**TOYOTA TRUCK**

4Runner	1996-00	V6	3.4L
---------	---------	----	------

## 40259

**Inlet A** : 4 Bolt Welded Flange  
**Box Size** : 15"L x 8"W x 5"H  
**Catalyst** : Standard

**Outlet A** : 3 Bolt Loose Flange  
**Weight** : 5 lbs.  
**Package Type** : Boxed



-----11.5" O. A. L.-----

### AUDI

100 Quattro	1989-91	L5	2.3L
200	1989-91	L5	2.2L

## 40264

**Inlet A** : 2 Bolt Welded Flange  
**Inlet B** : 3 Bolt Welded Flange  
**Box Size** : 45"L x 15"W x 11"H  
**Package Type** : Boxed

**Outlet A** : 2 Bolt Welded Flange  
**Weight** : 20 lbs.  
**Catalyst** : ECO II



-----48" O. A. L.-----

### LEXUS

ES300	1995-96	V6	3.0L
-------	---------	----	------


### TOYOTA

Camry	1994-96	V6	3.0L
-------	---------	----	------

## 40261

**Inlet A** : 2 Bolt Welded Flange  
**Box Size** : 45"L x 15"W x 11"H  
**Catalyst** : Standard

**Outlet A** : 2 Bolt Welded Flange  
**Weight** : 14 lbs.  
**Package Type** : Boxed



-----38.5" O. A. L.-----

### MAZDA

929	1992-95	V6	3.0L
-----	---------	----	------

## 40265

**Inlet A** : 2 Bolt Loose Flange  
**Box Size** : 75"L x 10"W x 5"H  
**Catalyst** : ECO II

**Outlet A** : Flared  
**Weight** : 18 lbs.  
**Package Type** : Boxed



-----107" O. A. L.-----

### TOYOTA

Paseo	1996-97	L4	1.5L
Tercel	1995-98	L4	1.5L

## 40263

**Inlet A** : 5 Bolt Welded Flange  
**Box Size** : 7"L x 14"W x 12"H  
**Catalyst** : Standard

**Outlet A** : 2 Bolt Welded Flange  
**Weight** : 8 lbs.  
**Package Type** : Boxed



-----12" O. A. L.-----

### MAZDA

Protege	1995-98	L4	1.5L
---------	---------	----	------

## 40266

**Inlet A** : 2 Bolt Loose Flange  
**Box Size** : 75"L x 10"W x 5"H  
**Catalyst** : Standard

**Outlet A** : 2 Bolt Loose Flange  
**Weight** : 12 lbs.  
**Package Type** : Boxed



-----61" O. A. L.-----

### MERCEDES-BENZ

380SE	1984-85	V8	3.8L
380SEC	1982-83	V8	3.8L
380SEL	1981-83	V8	3.8L
500SEC	1984-85	V8	5.0L
500SEL	1984-85	V8	5.0L

**40268**

**Inlet A** : 6 Bolt Welded Flange  
**Box Size** : 7"L x 14"W x 12"H  
**Catalyst** : ECO II

**Outlet A** : 3 Bolt Welded Flange  
**Weight** : 7 lbs.  
**Package Type** : Boxed



-----9.5" O. A. L.-----

**INFINITI TRUCK**

QX4	1997-00	V6	3.3L
-----	---------	----	------

**NISSAN TRUCK**

Pathfinder	1996-00	V6	3.3L
------------	---------	----	------

**40269**

**Inlet A** : 5 Bolt Welded Flange  
**Box Size** : 45"L x 15"W x 11"H  
**Catalyst** : ECO II

**Outlet A** : 2 Bolt Welded Flange  
**Weight** : 14 lbs.  
**Package Type** : Boxed



-----34.5" O. A. L.-----

**FORD**

Probe	1996-97	L4	2.0L
-------	---------	----	------

**MAZDA**

626	1996-97	L4	2.0L
MX-6	1996-97	L4	2.0L

**40270**

**Inlet A** : 2 Bolt Welded Flange  
**Box Size** : 30"L x 8"W x 5"H  
**Catalyst** : Standard

**Outlet A** : 2 Bolt Welded Flange  
**Weight** : 6 lbs.  
**Package Type** : Boxed



-----23" O. A. L.-----

**SUBARU**

Impreza	1993-96	H4	1.8L
---------	---------	----	------

**40272**

**Inlet A** : 2 Bolt Welded Flange  
**Box Size** : 68"L x 12"W x 6"H  
**Catalyst** : ECO II

**Outlet A** : 2 Bolt Welded Flange  
**Weight** : 17 lbs.  
**Package Type** : Unboxed



-----68" O. A. L.-----

**MAZDA**

Miata	1999-03	L4	1.8L
-------	---------	----	------

**40273**

**Inlet A** : 2 Bolt Welded Flange  
**Box Size** : 19"L x 9"W x 5"H  
**Catalyst** : ECO II

**Outlet A** : 2 Bolt Welded Flange  
**Weight** : 10 lbs.  
**Package Type** : Boxed



-----15" O. A. L.-----

**SUBARU**

Forester	1998	H4	2.5L
Impreza	1993-97	H4	1.8L
Impreza	1995-01	H4	2.2L
Impreza	1998-02	H4	2.5L
Legacy	1995-99	H4	2.2L
Legacy	1996-99	H4	2.5L

**40274**

**Inlet A** : 4 Bolt Welded Flange  
**Box Size** : 36"L x 11"W x 7"H  
**Catalyst** : Standard

**Outlet A** : 2 Bolt Welded Flange  
**Weight** : 10 lbs.  
**Package Type** : Boxed



-----25" O. A. L.-----

**HONDA**

Civic	1988-91	L4	1.5L
Civic	1989	L4	1.6L
CRX	1988-91	L4	1.5L

## 40276

**Inlet A :** 2 Bolt Welded Flange  
**Inlet B :** 3 Bolt Welded Flange  
**Box Size :** 32"L x 22"W x 10"H  
**Package Type :** Boxed

**Outlet A :** 2 Bolt Welded Flange  
**Weight :** 13 lbs.  
**Catalyst :** ECO II



-----34" O. A. L.-----

### SAAB

900	1996-98	L4	2.3L
-----	---------	----	------

## 40279

**Inlet A :** 3 Bolt Loose Flange  
**Box Size :** 33"L x 22"W x 10"H  
**Catalyst :** ECO II

**Outlet A :** 2 Bolt Welded Flange  
**Weight :** 12 lbs.  
**Package Type :** Boxed



-----33.5" O. A. L.-----

### SAAB

9000	1996-98	L4	2.3L
------	---------	----	------

## 40277

**Inlet A :** 3 Bolt Welded Flange  
**Inlet B :** 2 Bolt Loose Flange  
**Box Size :** 70"L x 15"W x 11"H  
**Catalyst :** Standard

**Outlet A :** 2 Bolt Loose Flange  
**Outlet B :** 1.75" OD Pipe  
**Weight :** 20 lbs.  
**Package Type :** Unboxed



-----70.5" O. A. L.-----

### BMW

528e	1987-88	L6	2.7L
------	---------	----	------

## 40281

**Inlet A :** 3 Bolt Welded Flange  
**Box Size :** 24"L x 8"W x 5"H  
**Catalyst :** ECO II

**Outlet A :** 2.165" OD Pipe  
**Weight :** 8 lbs.  
**Package Type :** Boxed



-----19.75" O. A. L.-----

### VOLKSWAGEN

Golf	1996-98	L4	2.0L
------	---------	----	------

## 40278

**Inlet A :** 4 Bolt Welded Flange  
**Box Size :** 75"L x 10"W x 5"H  
**Catalyst :** ECO II

**Outlet A :** 2 Bolt Loose Flange  
**Weight :** 15 lbs.  
**Package Type :** Boxed



-----56" O. A. L.-----

### BMW

318i	1992-95	L4	1.8L
318is	1992-94	L4	1.8L
318ti	1995	L4	1.8L
318ti	1996-99	L4	1.9L

## 40282

**Inlet A :** 3 Bolt Welded Flange  
**Box Size :** 42"L x 10"W x 7"H  
**Catalyst :** Standard

**Outlet A :** 3 Bolt Welded Flange  
**Weight :** 12 lbs.  
**Package Type :** Boxed



-----35" O. A. L.-----

### AUDI

90	1993-95	V6	2.8L
----	---------	----	------

**40283**

**Inlet A :** 3 Bolt Welded Flange  
**Box Size :** 42"L x 10"W x 7"H  
**Catalyst :** Standard

**Outlet A :** 3 Bolt Welded Flange  
**Weight :** 11 lbs.  
**Package Type :** Boxed



←-----36" O. A. L.----->

**AUDI**

90	1993-95	V6	2.8L
----	---------	----	------

**40284**

**Inlet A :** 2 Bolt Loose Flange  
**Box Size :** 36"L x 11"W x 7"H  
**Catalyst :** Standard

**Outlet A :** 3 Bolt Welded Flange  
**Weight :** 13 lbs.  
**Package Type :** Boxed



←-----32.75" O. A. L.----->

**ACURA**

Legend	1991-95	V6	3.2L
--------	---------	----	------

**40286**

**Inlet A :** 3 Bolt Welded Flange  
**Box Size :** 45"L x 15"W x 11"H  
**Catalyst :** Standard

**Outlet A :** 2 Bolt Welded Flange  
**Weight :** 16 lbs.  
**Package Type :** Boxed



←-----47.5" O. A. L.----->

**INFINITI**

I30	1996-00	V6	3.0L
-----	---------	----	------

**NISSAN**

Maxima	1995-00	V6	3.0L
--------	---------	----	------

**40287**

**Inlet A :** 8 Bolt Welded Flange  
**Box Size :** 10"L x 18"W x 14"H  
**Catalyst :** ECO II

**Outlet A :** 3 Bolt Welded Flange  
**Weight :** 12 lbs.  
**Package Type :** Boxed



←-----18" O. A. L.----->

**NISSAN**

200SX	1995-98	L4	1.6L
Sentra	1995-99	L4	1.6L

**40288**

**Inlet A :** 6 Bolt Welded Flange  
**Box Size :** 42"L x 10"W x 7"H  
**Catalyst :** ECO II

**Outlet A :** 55mm OD Pipe  
**Weight :** 15 lbs.  
**Package Type :** Boxed



←-----40" O. A. L.----->

**VOLKSWAGEN**

Beetle	1998-01	L4	2.0L
Golf	1999-01	L4	2.0L
Jetta	1999-01	L4	2.0L

**40289**

**Inlet A :** 2 Bolt Welded Flange  
**Box Size :** 45"L x 15"W x 11"H  
**Catalyst :** Standard

**Outlet A :** 2 Bolt Welded Flange  
**Weight :** 17 lbs.  
**Package Type :** Boxed



←-----39" O. A. L.----->

**MAZDA**

Millenia	1996-02	V6	2.3L
----------	---------	----	------



## 40290

**Inlet A :** 4 Bolt Welded Flange  
**Box Size :** 36"L x 11"W x 7"H  
**Catalyst :** Standard

**Outlet A :** 2.165" OD Pipe  
**Weight :** 11 lbs.  
**Package Type :** Boxed



←-----34.5" O. A. L.----->


### VOLKSWAGEN

Cabriolet	1990-93	L4	1.8L
-----------	---------	----	------

## 40291

**Inlet A :** 3 Bolt Welded Flange  
**Box Size :** 24"L x 8"W x 5"H  
**Catalyst :** Standard

**Outlet A :** 2.25" OD Pipe  
**Weight :** 7 lbs.  
**Package Type :** Boxed



←-----19.5" O. A. L.----->

### VOLKSWAGEN

Golf	1988-89	L4	1.8L
Golf	1991-93	L4	2.0L
Jetta	1990-92	L4	2.0L
Jetta	1994	L4	2.0L

## 40293

**Inlet A :** 2 Bolt Welded Flange  
**Box Size :** 19"L x 9"W x 5"H  
**Catalyst :** ECO II

**Outlet A :** 3 Bolt Welded Flange  
**Weight :** 7 lbs.  
**Package Type :** Boxed



←-----16" O. A. L.----->

### ACURA

CL	1998-99	L4	2.3L
----	---------	----	------

### HONDA

Accord	1996-97	L4	2.2L
Civic	1996-00	L4	1.6L

## 40293 (CONT'D)

### HONDA VAN

Odyssey	1996-97	L4	2.2L
Odyssey	1998	L4	2.3L

### ISUZU VAN

Oasis	1996-97	L4	2.2L
Oasis	1998	L4	2.3L

## 40295

**Inlet A :** 5 Bolt Welded Flange  
**Box Size :** 7"L x 14"W x 12"H  
**Catalyst :** Standard

**Outlet A :** 3 Bolt Welded Flange  
**Weight :** 9 lbs.  
**Package Type :** Boxed



←-----7.5" O. A. L.----->

### MAZDA TRUCK

B2600	1987-88	L4	2.6L
-------	---------	----	------

## 40296

**Inlet A :** 2 Bolt Welded Flange  
**Box Size :** 30"L x 8"W x 6"H  
**Catalyst :** Standard

**Outlet A :** 2 Bolt Welded Flange  
**Weight :** 9 lbs.  
**Package Type :** Boxed



←-----25" O. A. L.----->

### MAZDA VAN

MPV	1996-98	V6	3.0L
-----	---------	----	------

## 40297

**Inlet A :** 3 Bolt Welded Flange  
**Box Size :** 19"L x 9"W x 5"H  
**Catalyst :** Standard

**Outlet A :** 3 Bolt Welded Flange  
**Weight :** 7 lbs.  
**Package Type :** Boxed



←-----18.75" O. A. L.----->

**40297 (CONT'D)**

**MAZDA TRUCK**

B2600	1987-88	L4	2.6L
-------	---------	----	------

**40299**

**Inlet A :** 3 Bolt Loose Flange  
**Inlet B :** 3 Bolt Welded Flange  
**Box Size :** 53"L x 16"W x 13"H  
**Package Type :** Unboxed

**Outlet A :** 2 Bolt Welded Flange  
**Weight :** 17 lbs.  
**Catalyst :** ECO II



-----53" O. A. L.-----

**SAAB**

9-5	1999-03	V6	3.0L
-----	---------	----	------

**40300**

**Inlet A :** 3 Bolt Welded Flange  
**Box Size :** 19"L x 9"W x 5"H  
**Catalyst :** ECO III

**Outlet A :** 3 Bolt Welded Flange  
**Weight :** 9 lbs.  
**Package Type :** Boxed



-----18" O. A. L.-----

**AUDI**

A4	2001-06	L4	1.8L
A4 Quattro	2001-05	L4	1.8L

**VOLKSWAGEN**

Passat	1998-05	L4	1.8L
--------	---------	----	------

**40301**

**Inlet A :** 3 Bolt Loose Flange  
**Box Size :** 44"L x 26"W x 12"H  
**Catalyst :** ECO II

**Outlet A :** 2.25" OD Pipe  
**Weight :** 16 lbs.  
**Package Type :** Boxed



-----52" O. A. L.-----

**VOLVO**

850	1994-96	L5	2.3L
-----	---------	----	------

**40303**

**Inlet A :** 3 Bolt Welded Flange  
**Box Size :** 15"L x 8"W x 5"H  
**Catalyst :** ECO II

**Outlet A :** 2 Bolt Welded Flange  
**Weight :** 7 lbs.  
**Package Type :** Boxed



-----10" O. A. L.-----

**LEXUS**

LS400	1990-97	V8	4.0L
SC400	1992-97	V8	4.0L

**40304**

**Inlet A :** 3 Bolt Welded Flange  
**Box Size :** 75"L x 10"W x 5"H  
**Catalyst :** Standard

**Outlet A :** 3 Bolt Welded Flange  
**Weight :** 16 lbs.  
**Package Type :** Boxed



-----53.5" O. A. L.-----

**DAEWOO**

Nubira	2000-02	L4	2.0L
--------	---------	----	------

**40305**

**Inlet A :** 2 Bolt Loose Flange  
**Inlet B :** 2 Bolt Loose Flange  
**Box Size :** 74"L x 15"W x 15"H  
**Package Type :** Unboxed

**Outlet A :** 2 Bolt Loose Flange  
**Weight :** 20 lbs.  
**Catalyst :** Standard



-----74" O. A. L.-----

**MERCEDES-BENZ**

300SL	1990-93	L6	3.0L
-------	---------	----	------

## 40306

**Inlet A :** 2 Bolt Loose Flange  
**Box Size :** 32"L x 22"W x 10"H  
**Catalyst :** Standard

**Outlet A :** 2.165" OD Pipe  
**Weight :** 18 lbs.  
**Package Type :** Boxed



-----38.5" O. A. L.-----

### JAGUAR

XJS	1992-96	L6	4.0L
XJS	1992	V12	5.3L
XJS	1994-95	V12	6.0L

## 40309

**Inlet A :** 2 Bolt Loose Flange  
**Inlet B :** 3 Bolt Welded Flange  
**Box Size :** 30"L x 8"W x 6"H  
**Package Type :** Boxed

**Outlet A :** 2 Bolt Welded Flange  
**Weight :** 12 lbs.  
**Catalyst :** Standard



-----21" O. A. L.-----

### JAGUAR

XJ6	1988-89	L6	3.6L
-----	---------	----	------

## 40307

**Inlet A :** 2 Bolt Loose Flange  
**Inlet B :** 2 Bolt Loose Flange  
**Box Size :** 32"L x 22"W x 10"H  
**Package Type :** Boxed

**Outlet A :** Flared  
**Weight :** 14 lbs.  
**Catalyst :** Standard



-----36.75" O. A. L.-----

### JAGUAR

XJS	1995-96	L6	4.0L
-----	---------	----	------

## 40308

**Inlet A :** 2 Bolt Loose Flange  
**Inlet B :** 3 Bolt Loose Flange  
**Box Size :** 75"L x 10"W x 5"H  
**Package Type :** Boxed

**Outlet A :** 2 Bolt Welded Flange  
**Weight :** 11 lbs.  
**Catalyst :** ECO II



-----25.75" O. A. L.-----

### JAGUAR

XJ6	1990-94	L6	4.0L
-----	---------	----	------

## 40310

**Inlet A :** 2 Bolt Loose Flange  
**Inlet B :** 2 Bolt Loose Flange  
**Box Size :** 36"L x 11"W x 7"H  
**Package Type :** Boxed

**Outlet A :** 2.75" OD Pipe  
**Weight :** 11 lbs.  
**Catalyst :** Standard



-----30.5" O. A. L.-----

### SAAB

900	1994-95	L4	2.3L
-----	---------	----	------

## 40311

**Inlet A :** 2 Bolt Welded Flange  
**Inlet B :** 2 Bolt Welded Flange  
**Box Size :** 32"L x 22"W x 10"H  
**Package Type :** Boxed

**Outlet A :** 2 Bolt Welded Flange  
**Weight :** 12 lbs.  
**Catalyst :** Standard



-----34" O. A. L.-----

### SAAB

9000	1993-94	L4	2.3L
------	---------	----	------

**40312**

**Inlet A :** 3 Bolt Loose Flange  
**Box Size :** 45"L x 15"W x 11"H  
**Catalyst :** ECO II

**Outlet A :** 2.75" OD Pipe  
**Weight :** 13 lbs.  
**Package Type :** Boxed



-----33" O. A. L.-----

**SAAB**

9-3	1999	L4	2.0L
9-3	1999	L4	2.3L
900	1995-98	L4	2.0L

**40318**

**Inlet A :** 2 Bolt Welded Flange  
**Box Size :** 24"L x 8"W x 5"H  
**Catalyst :** Standard

**Outlet A :** 2 Bolt Welded Flange  
**Weight :** 7 lbs.  
**Package Type :** Boxed



-----16" O. A. L.-----

**SUZUKI**

Swift	1993	L4	1.3L
-------	------	----	------

**40316**

**Inlet A :** 4 Bolt Welded Flange  
**Box Size :** 42"L x 10"W x 7"H  
**Catalyst :** ECO II

**Outlet A :** 2" ID Pipe  
**Weight :** 13 lbs.  
**Package Type :** Boxed



-----40" O. A. L.-----

**AUDI**

TT	2000-06	L4	1.8L
----	---------	----	------

**40319**

**Inlet A :** 4 Bolt Welded Flange  
**Box Size :** 75"L x 10"W x 5"H  
**Catalyst :** ECO II

**Outlet A :** 2.325" Ball  
**Weight :** 11 lbs.  
**Package Type :** Boxed



-----44" O. A. L.-----

**VOLVO**

850	1994-97	L5	2.4L
-----	---------	----	------

**40317**

**Inlet A :** 3 Bolt Welded Flange  
**Box Size :** 15"L x 8"W x 5"H  
**Catalyst :** ECO II

**Outlet A :** 3 Bolt Welded Flange  
**Weight :** 5 lbs.  
**Package Type :** Boxed



-----7.25" O. A. L.-----

**DAEWOO**

Nubira	2000-02	L4	2.0L
--------	---------	----	------

**40320**

**Inlet A :** 2 Bolt Welded Flange  
**Box Size :** 75"L x 10"W x 5"H  
**Catalyst :** ECO II

**Outlet A :** 2" ID Pipe  
**Weight :** 16 lbs.  
**Package Type :** Boxed



-----55" O. A. L.-----

**BMW**

540i	1997-98	V8	4.4L
740i	1997-98	V8	4.4L
740iL	1996-98	V8	4.4L

**40321**

**Inlet A :** 2 Bolt Welded Flange  
**Box Size :** 75"L x 10"W x 5"H  
**Catalyst :** ECO III

**Outlet A :** 2.325" OD Pipe  
**Weight :** 16 lbs.  
**Package Type :** Boxed



-----53.75" O. A. L.-----

**BMW**

540i	1997-98	V8	4.4L
740i	1997-98	V8	4.4L
740iL	1996-98	V8	4.4L

**40322**

**Inlet A :** 2 Bolt Loose Flange  
**Inlet B :** 2 Bolt Loose Flange  
**Box Size :** 75"L x 10"W x 5"H  
**Package Type :** Boxed

**Outlet A :** Flared  
**Weight :** 20 lbs.  
**Catalyst :** ECO II



-----57.5" O. A. L.-----

**VOLVO**

960	1992-95	L6	2.9L
-----	---------	----	------

**40323**

**Inlet A :** 2 Bolt Loose Flange  
**Box Size :** 19"L x 9"W x 5"H  
**Catalyst :** ECO II

**Outlet A :** 2 Bolt Loose Flange  
**Weight :** 8 lbs.  
**Package Type :** Boxed



-----17.25" O. A. L.-----

**MITSUBISHI**

Diamante	2001-04	V6	3.5L
----------	---------	----	------

**NISSAN TRUCK**

Frontier	1998-04	L4	2.4L
Pickup	1996-97	L4	2.4L

**TOYOTA TRUCK**

Tacoma	1995-00	L4	2.4L
--------	---------	----	------

**40323 (CONT'D)**

**TOYOTA TRUCK (CONT'D)**

Tacoma	1995-00	V6	3.4L
--------	---------	----	------

**40329**

**Inlet A :** 2 Bolt Welded Flange  
**Box Size :** 42"L x 10"W x 7"H  
**Catalyst :** Standard

**Outlet A :** 2 Bolt Welded Flange  
**Weight :** 14 lbs.  
**Package Type :** Boxed



-----41.5" O. A. L.-----

**TOYOTA**

Supra	1993-98	L6	3.0L
-------	---------	----	------

**40330**

**Inlet A :** 2 Bolt Welded Flange  
**Inlet B :** 2 Bolt Loose Flange  
**Box Size :** 75"L x 10"W x 5"H  
**Package Type :** Boxed

**Outlet A :** 1.78" OD Pipe  
**Weight :** 16 lbs.  
**Catalyst :** Standard



-----53.25" O. A. L.-----

**HYUNDAI TRUCK**

Santa Fe	2001-06	V6	2.7L
----------	---------	----	------

**40331**

**Inlet A :** 3 Bolt Loose Flange  
**Box Size :** 45"L x 15"W x 11"H  
**Catalyst :** Standard

**Outlet A :** 2 Bolt Welded Flange  
**Weight :** 16 lbs.  
**Package Type :** Boxed



-----36.5" O. A. L.-----

**SAAB**

9-5	2000-09	L4	2.3L
-----	---------	----	------

**40332**

**Inlet A :** 3 Bolt Welded Flange  
**Inlet B :** 3 Bolt Welded Flange  
**Box Size :** 46"L x 16"W x 16"H  
**Package Type :** Unboxed

**Outlet A :** 2.165" OD Pipe  
**Weight :** 20 lbs.  
**Catalyst :** ECO II



<-----50.5" O. A. L.----->

**VOLKSWAGEN**

Golf	2000-01	V6	2.8L
Jetta	1999-02	V6	2.8L

**40333**

**Inlet A :** 3 Bolt Welded Flange  
**Box Size :** 36"L x 11"W x 7"H  
**Catalyst :** ECO II

**Outlet A :** 2 Bolt Welded Flange  
**Weight :** 10 lbs.  
**Package Type :** Boxed



<-----20" O. A. L.----->

**INFINITI**

G35	2003-07	V6	3.5L
M35	2006-08	V6	3.5L

**INFINITI TRUCK**

FX35	2003-08	V6	3.5L
------	---------	----	------

**NISSAN**

350Z	2003-07	V6	3.5L
------	---------	----	------

**40334**

**Inlet A :** 3 Bolt Welded Flange  
**Box Size :** 36"L x 11"W x 7"H  
**Catalyst :** ECO II

**Outlet A :** 2 Bolt Welded Flange  
**Weight :** 10 lbs.  
**Package Type :** Boxed



<-----20" O. A. L.----->

**INFINITI**

G35	2003-07	V6	3.5L
M35	2006-08	V6	3.5L

**40334 (CONT'D)**

**INFINITI TRUCK**

FX35	2003-08	V6	3.5L
------	---------	----	------

**NISSAN**

350Z	2003-07	V6	3.5L
------	---------	----	------

**40335**

**Inlet A :** 3 Bolt Welded Flange  
**Inlet B :** 3 Bolt Welded Flange  
**Box Size :** 36"L x 11"W x 7"H  
**Package Type :** Boxed

**Outlet A :** 2.575" OD Pipe  
**Weight :** 16 lbs.  
**Catalyst :** ECO II



<-----31.5" O. A. L.----->

**AUDI**

TT Quattro	2000-02	L4	1.8L
------------	---------	----	------

**40336**

**Inlet A :** 3 Bolt Welded Flange  
**Inlet B :** 3 Bolt Welded Flange  
**Box Size :** 44"L x 26"W x 12"H  
**Package Type :** Boxed

**Outlet A :** 2 Bolt Welded Flange  
**Weight :** 19 lbs.  
**Catalyst :** ECO II



<-----49" O. A. L.----->

**HONDA TRUCK**

Passport	1996-97	V6	3.2L
----------	---------	----	------

**ISUZU TRUCK**

Rodeo	1996-97	V6	3.2L
-------	---------	----	------

**40337**

**Inlet A :** 3 Bolt Welded Flange  
**Box Size :** 43"L x 21"W x 11"H  
**Catalyst :** ECO II

**Outlet A :** 2 Bolt Welded Flange  
**Weight :** 14 lbs.  
**Package Type :** Boxed



<-----42.5" O. A. L.----->

## 40337 (CONT'D)

### HONDA TRUCK

Passport 1996-97 V6 3.2L

### ISUZU TRUCK

Rodeo 1996-97 V6 3.2L

## 40339

**Inlet A** : 2 Bolt Loose Flange  
**Box Size** : 19"L x 9"W x 5"H  
**Catalyst** : ECO II

**Outlet A** : 3 Bolt Welded Flange  
**Weight** : 9 lbs.  
**Package Type** : Boxed



-----18" O. A. L.-----

### ACURA

Integra 1994-01 L4 1.8L

## 40340

**Inlet A** : 2 Bolt Welded Flange  
**Box Size** : 24"L x 8"W x 5"H  
**Catalyst** : ECO II

**Outlet A** : 3 Bolt Welded Flange  
**Weight** : 9 lbs.  
**Package Type** : Boxed



-----20" O. A. L.-----

### HONDA

S2000 2000-03 L4 2.0L  
S2000 2005 L4 2.2L

## 40341

**Inlet A** : 2 Bolt Welded Flange  
**Inlet B** : 2 Bolt Welded Flange  
**Box Size** : 45"L x 15"W x 11"H  
**Package Type** : Boxed

**Outlet A** : 2 Bolt Welded Flange  
**Weight** : 16 lbs.  
**Catalyst** : ECO II



-----48" O. A. L.-----

### TOYOTA

Avalon 1995-96 V6 3.0L

## 40342

**Inlet A** : 2 Bolt Loose Flange  
**Box Size** : 46"L x 14"W x 12"H  
**Catalyst** : Standard

**Outlet A** : 2.5" OD Pipe  
**Weight** : 18 lbs.  
**Package Type** : Unboxed



-----60" O. A. L.-----

### MERCEDES-BENZ

SL600 1995 V12 6.0L

## 40343

**Inlet A** : 2 Bolt Loose Flange  
**Inlet B** : 2 Bolt Loose Flange  
**Box Size** : 59"L x 10"W x 11"H  
**Package Type** : Unboxed

**Outlet A** : 2 Bolt Loose Flange  
**Weight** : 18 lbs.  
**Catalyst** : Standard



-----59" O. A. L.-----

### MERCEDES-BENZ

SL600 1995 V12 6.0L

## 40344

**Inlet A** : 3 Bolt Loose Flange  
**Box Size** : 45"L x 15"W x 11"H  
**Catalyst** : ECO II

**Outlet A** : 2 Bolt Welded Flange  
**Weight** : 16 lbs.  
**Package Type** : Boxed



-----36" O. A. L.-----

### SAAB

9-5 1999 L4 2.3L

**40345**

**Inlet A :** 3 Bolt Welded Flange  
**Box Size :** 44"L x 26"W x 12"H  
**Weight :** 20 lbs.  
**Package Type :** Boxed

**Outlet A :** 2.325" OD Pipe  
**Outlet B :** 2.125" OD Pipe  
**Catalyst :** Standard



<-----38" O. A. L.----->

**PORSCHE**

928	1985-86	V8	5.0L
-----	---------	----	------

**40346**

**Inlet A :** 3 Bolt Welded Flange  
**Box Size :** 42"L x 10"W x 7"H  
**Catalyst :** Standard

**Outlet A :** 3 Bolt Welded Flange  
**Weight :** 11 lbs.  
**Package Type :** Boxed



<-----36" O. A. L.----->

**AUDI**

90	1993-95	V6	2.8L
----	---------	----	------

**40347**

**Inlet A :** 3 Bolt Welded Flange  
**Box Size :** 32"L x 22"W x 10"H  
**Catalyst :** Standard

**Outlet A :** 3 Bolt Welded Flange  
**Weight :** 12 lbs.  
**Package Type :** Boxed



<-----36" O. A. L.----->


**AUDI**

90	1993-95	V6	2.8L
----	---------	----	------

**40348**

**Inlet A :** 3 Bolt Welded Flange  
**Box Size :** 45"L x 15"W x 11"H  
**Catalyst :** Standard

**Outlet A :** 3 Bolt Loose Flange  
**Weight :** 15 lbs.  
**Package Type :** Boxed



<-----48" O. A. L.----->

**AUDI**

100	1993	V6	2.8L
100 Quattro	1993	V6	2.8L

**40349**

**Inlet A :** 3 Bolt Welded Flange  
**Box Size :** 45"L x 15"W x 11"H  
**Catalyst :** Standard

**Outlet A :** 3 Bolt Welded Flange  
**Weight :** 12 lbs.  
**Package Type :** Boxed



<-----36" O. A. L.----->

**AUDI**

100	1993	V6	2.8L
100 Quattro	1993	V6	2.8L

**40350**

**Inlet A :** 2 Bolt Loose Flange  
**Box Size :** 36"L x 11"W x 7"H  
**Catalyst :** Standard

**Outlet A :** 2 Bolt Welded Flange  
**Weight :** 13 lbs.  
**Package Type :** Boxed



<-----35.75" O. A. L.----->

**CHEVROLET TRUCK**

Tracker	1998-02	L4	1.6L
Tracker	1999-03	L4	2.0L

**GEO TRUCK**

Tracker	1996-97	L4	1.6L
---------	---------	----	------

**SUZUKI TRUCK**

Sidekick	1996-98	L4	1.6L
----------	---------	----	------



## 40350 (CONT'D)

### SUZUKI TRUCK (CONT'D)

Sidekick	1996-98	L4	1.8L
Vitara	1999-01	L4	1.6L
Vitara	1999-03	L4	2.0L
X-90	1996-98	L4	1.6L

## 40352

**Inlet A** : 4 Bolt Welded Flange  
**Box Size** : 15"L x 8"W x 5"H  
**Catalyst** : Standard

**Outlet A** : 3 Bolt Welded Flange  
**Weight** : 4 lbs.  
**Package Type** : Boxed



-----10" O. A. L.-----

### HONDA

Civic	1992-95	L4	1.5L
CRX	1988-91	L4	1.5L

## 40353

**Inlet A** : 2 Bolt Welded Flange  
**Box Size** : 36"L x 11"W x 7"H  
**Catalyst** : ECO II

**Outlet A** : 2 Bolt Welded Flange  
**Weight** : 12 lbs.  
**Package Type** : Boxed



-----31.25" O. A. L.-----


### TOYOTA TRUCK

4Runner	2000	L4	2.7L
4Runner	1999-00	V6	3.4L

## 40354

**Inlet A** : 2 Bolt Welded Flange  
**Box Size** : 19"L x 9"W x 5"H  
**Catalyst** : ECO II

**Outlet A** : 2 Bolt Welded Flange  
**Weight** : 9 lbs.  
**Package Type** : Boxed



-----16" O. A. L.-----

## 40354 (CONT'D)

### KIA TRUCK

Sportage	1998-00	L4	2.0L
----------	---------	----	------

## 40355

**Inlet A** : 2 Bolt Welded Flange  
**Box Size** : 15"L x 8"W x 5"H  
**Catalyst** : Standard

**Outlet A** : 2 Bolt Welded Flange  
**Weight** : 7 lbs.  
**Package Type** : Boxed



-----12.5" O. A. L.-----

### LEXUS

ES300	1992-94	V6	3.0L
-------	---------	----	------

### TOYOTA

Camry	1992-93	L4	2.2L
-------	---------	----	------

## 40356

**Inlet A** : 3 Bolt Welded Flange  
**Box Size** : 30"L x 8"W x 6"H  
**Catalyst** : Standard

**Outlet A** : 2 Bolt Welded Flange  
**Weight** : 8 lbs.  
**Package Type** : Boxed



-----18.75" O. A. L.-----


### MAZDA TRUCK

B2600	1987-89	L4	2.6L
-------	---------	----	------

## 40357

**Inlet A** : 2 Bolt Loose Flange  
**Box Size** : 36"L x 11"W x 7"H  
**Catalyst** : Standard

**Outlet A** : 2 Bolt Welded Flange  
**Weight** : 11 lbs.  
**Package Type** : Boxed



-----35.5" O. A. L.-----


### KIA

Sephia	1995-97	L4	1.8L
--------	---------	----	------

**40358**

**Inlet A :** 3 Bolt Welded Flange  
**Box Size :** 19"L x 9"W x 5"H  
**Catalyst :** ECO III

**Outlet A :** 3 Bolt Welded Flange  
**Weight :** 8 lbs.  
**Package Type :** Boxed



-----17" O. A. L.-----

**ACURA**

CL	2001-03	V6	3.2L
TL	1999-03	V6	3.2L

**HONDA**

Accord	1995-97	V6	2.7L
Accord	1998-02	V6	3.0L

**HONDA VAN**

Odyssey	1999-04	V6	3.5L
---------	---------	----	------

**40359**

**Inlet A :** 2 Bolt Welded Flange  
**Box Size :** 30"L x 8"W x 6"H  
**Catalyst :** ECO II

**Outlet A :** 2 Bolt Welded Flange  
**Weight :** 10 lbs.  
**Package Type :** Boxed



-----26" O. A. L.-----

**MAZDA VAN**

MPV	1996-98	V6	3.0L
-----	---------	----	------

**40360**

**Inlet A :** 2 Bolt Welded Flange  
**Box Size :** 15"L x 8"W x 5"H  
**Catalyst :** ECO II

**Outlet A :** 2 Bolt Welded Flange  
**Weight :** 10 lbs.  
**Package Type :** Boxed



-----13.5" O. A. L.-----

**NISSAN TRUCK**

Frontier	1998-04	L4	2.4L
Pickup	1996-97	L4	2.4L

**40361**

**Inlet A :** 2 Bolt Welded Flange  
**Inlet B :** 2 Bolt Loose Flange  
**Box Size :** 45"L x 15"W x 11"H  
**Package Type :** Boxed

**Outlet A :** 2 Bolt Welded Flange  
**Weight :** 16 lbs.  
**Catalyst :** Standard



-----50" O. A. L.-----

**LEXUS**

ES300	1997-98	V6	3.0L
-------	---------	----	------

**TOYOTA**

Avalon	1997-99	V6	3.0L
Camry	1997-01	V6	3.0L
Solara	1999-03	V6	3.0L

**40362**

**Inlet A :** 2 Bolt Welded Flange  
**Box Size :** 24"L x 8"W x 5"H  
**Catalyst :** ECO II

**Outlet A :** 2 Bolt Welded Flange  
**Weight :** 10 lbs.  
**Package Type :** Boxed



-----19" O. A. L.-----


**MAZDA**

626	1998-00	L4	2.0L
-----	---------	----	------

**40363**

**Inlet A :** 2 Bolt Welded Flange  
**Box Size :** 36"L x 11"W x 7"H  
**Catalyst :** ECO II

**Outlet A :** 2 Bolt Welded Flange  
**Weight :** 16 lbs.  
**Package Type :** Boxed



-----32" O. A. L.-----

**TOYOTA TRUCK**

T100	1995-98	V6	3.4L
------	---------	----	------

## 40364

**Inlet A :** 3 Bolt Welded Flange  
**Box Size :** 30"L x 8"W x 6"H  
**Catalyst :** ECO II

**Outlet A :** 2 Bolt Welded Flange  
**Weight :** 8 lbs.  
**Package Type :** Boxed



←-----20.5" O. A. L.----->

### TOYOTA TRUCK

4Runner	1999-02	V6	3.4L
Tacoma	2000-04	V6	3.4L
Tundra	2000-04	V6	3.4L

## 40365

**Inlet A :** 2 Bolt Welded Flange  
**Box Size :** 42"L x 10"W x 7"H  
**Catalyst :** ECO II

**Outlet A :** 2 Bolt Welded Flange  
**Weight :** 11 lbs.  
**Package Type :** Boxed



←-----32" O. A. L.----->

### TOYOTA TRUCK

Tacoma	1999-04	L4	2.4L
Tacoma	2000-04	L4	2.7L
Tacoma	2000-04	V6	3.4L

## 40366

**Inlet A :** 3 Bolt Loose Flange  
**Box Size :** 19"L x 9"W x 5"H  
**Catalyst :** ECO II

**Outlet A :** 3 Bolt Welded Flange  
**Weight :** 7 lbs.  
**Package Type :** Boxed



←-----15.25" O. A. L.----->

### HONDA

Accord	1998-02	L4	2.3L
--------	---------	----	------

## 40367

**Inlet A :** 3 Bolt Welded Flange  
**Inlet B :** 2 Bolt Welded Flange  
**Box Size :** 51"L x 19"W x 12"H  
**Package Type :** Unboxed

**Outlet A :** 2 Bolt Welded Flange  
**Weight :** 14 lbs.  
**Catalyst :** ECO II



←-----50" O. A. L.----->

### ACURA TRUCK

SLX	1998-99	V6	3.5L
-----	---------	----	------

### ISUZU TRUCK

Trooper	1998-02	V6	3.5L
VehiCROSS	1999-01	V6	3.5L

## 40368

**Inlet A :** 3 Bolt Welded Flange  
**Box Size :** 45"L x 15"W x 11"H  
**Catalyst :** ECO II

**Outlet A :** 2 Bolt Welded Flange  
**Weight :** 16 lbs.  
**Package Type :** Boxed



←-----47" O. A. L.----->

### ISUZU TRUCK

Trooper	1998-02	V6	3.5L
---------	---------	----	------

## 40369

**Inlet A :** 2 Bolt Welded Flange  
**Inlet B :** 2 Bolt Welded Flange  
**Box Size :** 72"L x 12"W x 13"H  
**Package Type :** Unboxed

**Outlet A :** 2 Bolt Welded Flange  
**Weight :** 19 lbs.  
**Catalyst :** ECO II



←-----72" O. A. L.----->


### TOYOTA VAN

Sienna	1998-00	V6	3.0L
--------	---------	----	------

**40371**

**Inlet A** : 2 Bolt Welded Flange  
**Box Size** : 75"L x 10"W x 5"H  
**Catalyst** : ECO II

**Outlet A** : 2 Bolt Welded Flange  
**Weight** : 20 lbs.  
**Package Type** : Boxed



-----104" O. A. L.-----

**LEXUS**

ES300	1999-01	V6	3.0L
-------	---------	----	------

**40374**

**Inlet A** : 6 Bolt Welded Flange  
**Box Size** : 10"L x 18"W x 14"H  
**Catalyst** : ECO III

**Outlet A** : 2 Bolt Welded Flange  
**Weight** : 12 lbs.  
**Package Type** : Boxed



-----17.5" O. A. L.-----

**TOYOTA VAN**

Sienna	2004-06	V6	3.3L
--------	---------	----	------

**40372**

**Inlet A** : 2 Bolt Welded Flange  
**Box Size** : 19"L x 9"W x 5"H  
**Catalyst** : ECO II

**Outlet A** : 2 Bolt Welded Flange  
**Weight** : 7 lbs.  
**Package Type** : Boxed



-----13.5" O. A. L.-----

**NISSAN**

Sentra	2000-02	L4	1.8L
Sentra	2000-01	L4	2.0L

**40376**

**Inlet A** : 3 Bolt Welded Flange  
**Box Size** : 15"L x 8"W x 5"H  
**Catalyst** : Standard

**Outlet A** : 3 Bolt Welded Flange  
**Weight** : 6 lbs.  
**Package Type** : Boxed



-----12.5" O. A. L.-----

**NISSAN TRUCK**

Frontier	1999-01	V6	3.3L
Xterra	2000-01	V6	3.3L

**40373**

**Inlet A** : 6 Bolt Welded Flange  
**Box Size** : 10"L x 18"W x 14"H  
**Catalyst** : ECO II

**Outlet A** : 2 Bolt Welded Flange  
**Weight** : 12 lbs.  
**Package Type** : Boxed



-----16.5" O. A. L.-----

**LEXUS TRUCK**

RX330	2004-06	V6	3.3L
RX400h	2006-08	V6	3.3L

**TOYOTA TRUCK**

Highlander	2004-07	V6	3.3L
------------	---------	----	------

**TOYOTA VAN**

Sienna	2004-06	V6	3.3L
--------	---------	----	------

**40377**

**Inlet A** : 3 Bolt Welded Flange  
**Box Size** : 15"L x 8"W x 5"H  
**Catalyst** : ECO II

**Outlet A** : 3 Bolt Welded Flange  
**Weight** : 6 lbs.  
**Package Type** : Boxed



-----13" O. A. L.-----

**NISSAN TRUCK**

Frontier	1999-01	V6	3.3L
Xterra	2000-01	V6	3.3L

**40378**

**Inlet A :** 2 Bolt Welded Flange  
**Box Size :** 30"L x 8"W x 6"H  
**Catalyst :** Standard

**Outlet A :** 2 Bolt Welded Flange  
**Weight :** 9 lbs.  
**Package Type :** Boxed



-----28" O. A. L.-----

**TOYOTA TRUCK**

RAV4	1996-97	L4	2.0L
------	---------	----	------

**40381**

**Inlet A :** 2 Bolt Welded Flange  
**Box Size :** 36"L x 11"W x 7"H  
**Catalyst :** ECO III

**Outlet A :** 3 Bolt Welded Flange  
**Weight :** 10 lbs.  
**Package Type :** Boxed



-----33" O. A. L.-----

**ACURA**

TL	1996-98	V6	3.2L
----	---------	----	------

**40383**

**Inlet A :** 3 Bolt Welded Flange  
**Box Size :** 15"L x 8"W x 5"H  
**Catalyst :** ECO II

**Outlet A :** 3 Bolt Welded Flange  
**Weight :** 7 lbs.  
**Package Type :** Boxed



-----13.75" O. A. L.-----

**ACURA**

TL	1995-98	L5	2.5L
----	---------	----	------

**HONDA**

Prelude	1997-01	L4	2.2L
---------	---------	----	------

**40384**

**Inlet A :** 3 Bolt Welded Flange  
**Box Size :** 45"L x 15"W x 11"H  
**Catalyst :** ECO II

**Outlet A :** 2 Bolt Welded Flange  
**Weight :** 14 lbs.  
**Package Type :** Boxed



-----42" O. A. L.-----

**HONDA TRUCK**

Passport	1998-02	V6	3.2L
----------	---------	----	------

**ISUZU TRUCK**

Amigo	1998-99	V6	3.2L
Rodeo	1998-02	V6	3.2L

**40385**

**Inlet A :** 3 Bolt Welded Flange  
**Box Size :** 42"L x 10"W x 7"H  
**Catalyst :** ECO II

**Outlet A :** 2 Bolt Welded Flange  
**Weight :** 12 lbs.  
**Package Type :** Boxed



-----39" O. A. L.-----

**HONDA TRUCK**

Passport	1998-02	V6	3.2L
----------	---------	----	------

**ISUZU TRUCK**

Amigo	1998-99	V6	3.2L
Rodeo	1998-02	V6	3.2L

**40386**

**Inlet A :** 3 Bolt Welded Flange  
**Box Size :** 42"L x 10"W x 7"H  
**Catalyst :** Standard

**Outlet A :** 2 Bolt Welded Flange  
**Weight :** 15 lbs.  
**Package Type :** Boxed



-----41" O. A. L.-----

**LEXUS**

GS300	1998-05	L6	3.0L
-------	---------	----	------

**BUYERS GUIDE**

**40387**

**Inlet A** : 5 Bolt Welded Flange  
**Box Size** : 7"L x 14"W x 12"H  
**Catalyst** : ECO II

**Outlet A** : 3 Bolt Welded Flange  
**Weight** : 8 lbs.  
**Package Type** : Boxed



-----13" O. A. L.-----

**INFINITI**

I30	1999-01	V6	3.0L
-----	---------	----	------

**NISSAN**

Maxima	1999-01	V6	3.0L
--------	---------	----	------

**40388**

**Inlet A** : 3 Bolt Welded Flange  
**Inlet B** : 3 Bolt Welded Flange  
**Box Size** : 42"L x 10"W x 7"H  
**Package Type** : Boxed

**Outlet A** : 2 Bolt Welded Flange  
**Weight** : 13 lbs.  
**Catalyst** : ECO II



-----39" O. A. L.-----

**INFINITI**

I30	1999	V6	3.0L
-----	------	----	------

**NISSAN**

Maxima	1999	V6	3.0L
--------	------	----	------

**40389**

**Inlet A** : 6 Bolt Welded Flange  
**Box Size** : 7"L x 14"W x 12"H  
**Catalyst** : ECO II

**Outlet A** : 3 Bolt Welded Flange  
**Weight** : 6 lbs.  
**Package Type** : Boxed



-----11" O. A. L.-----

**NISSAN**

Altima	1996-01	L4	2.4L
--------	---------	----	------

**40390**

**Inlet A** : 2 Bolt Welded Flange  
**Box Size** : 36"L x 11"W x 7"H  
**Catalyst** : ECO II

**Outlet A** : 2 Bolt Welded Flange  
**Weight** : 11 lbs.  
**Package Type** : Boxed



-----35.5" O. A. L.-----

**TOYOTA TRUCK**

RAV4	1997-00	L4	2.0L
------	---------	----	------

**40391**

**Inlet A** : 2 Bolt Loose Flange  
**Inlet B** : 2 Bolt Loose Flange  
**Box Size** : 75"L x 10"W x 5"H  
**Package Type** : Boxed

**Outlet A** : 2 Bolt Welded Flange  
**Weight** : 23 lbs.  
**Catalyst** : ECO II



-----49.5" O. A. L.-----

**LEXUS**

ES300	1996-99	V6	3.0L
-------	---------	----	------

**TOYOTA**

Avalon	1995-99	V6	3.0L
Camry	1997-01	V6	3.0L
Solara	1999-03	V6	3.0L

**40393**

**Inlet A** : 2 Bolt Welded Flange  
**Box Size** : 45"L x 15"W x 11"H  
**Catalyst** : ECO II

**Outlet A** : 3 Bolt Welded Flange  
**Weight** : 20 lbs.  
**Package Type** : Boxed



-----47" O. A. L.-----

**TOYOTA TRUCK**

Tundra	2000-02	V8	4.7L
--------	---------	----	------

**40394**

**Inlet A** : 3 Bolt Welded Flange  
**Box Size** : 36"L x 11"W x 7"H  
**Catalyst** : ECO II

**Outlet A** : 2 Bolt Welded Flange  
**Weight** : 11 lbs.  
**Package Type** : Boxed



-----26" O. A. L.-----

**TOYOTA TRUCK**

Tundra 2000-02 V8 4.7L

**40399**

**Inlet A** : 2 Bolt Welded Flange  
**Box Size** : 42"L x 10"W x 7"H  
**Catalyst** : ECO II

**Outlet A** : 3 Bolt Welded Flange  
**Weight** : 12 lbs.  
**Package Type** : Boxed



-----41" O. A. L.-----

**HONDA**

Civic 2001-05 L4 1.7L

**40395**

**Inlet A** : 2 Bolt Welded Flange  
**Inlet B** : 2 Bolt Welded Flange  
**Box Size** : 42"L x 10"W x 7"H  
**Package Type** : Boxed

**Outlet A** : 2 Bolt Welded Flange  
**Weight** : 21 lbs.  
**Catalyst** : ECO II



-----72" O. A. L.-----

**TOYOTA VAN**

Sienna 1999-01 V6 3.0L

**40400**

**Inlet A** : 3 Bolt Welded Flange  
**Box Size** : 24"L x 8"W x 5"H  
**Catalyst** : ECO III

**Outlet A** : 3 Bolt Welded Flange  
**Weight** : 10 lbs.  
**Package Type** : Boxed



-----19" O. A. L.-----

**HONDA**

Accord 2003-07 L4 2.4L

**40398**

**Inlet A** : 2 Bolt Welded Flange  
**Box Size** : 19"L x 9"W x 5"H  
**Catalyst** : ECO II

**Outlet A** : 3 Bolt Welded Flange  
**Weight** : 7 lbs.  
**Package Type** : Boxed



-----16.5" O. A. L.-----

**HONDA**

Civic 1999-00 L4 1.6L

**40401**

**Inlet A** : 3 Bolt Welded Flange  
**Box Size** : 15"L x 8"W x 5"H  
**Catalyst** : Standard

**Outlet A** : 3 Bolt Welded Flange  
**Weight** : 6 lbs.  
**Package Type** : Boxed



-----10" O. A. L.-----

**ACURA**

TL 2004-08 V6 3.2L

**ACURA TRUCK**

MDX 2003-06 V6 3.5L

**HONDA**

Accord 2003-07 V6 3.0L

**HONDA TRUCK**

Pilot 2005-08 V6 3.5L

Ridgeline 2006-08 V6 3.5L

**40401 (CONT'D)**

**HONDA VAN**

Odyssey	2005-10	V6	3.5L
---------	---------	----	------

**40402**

**Inlet A** : 2 Bolt Welded Flange  
**Box Size** : 30"L x 8"W x 6"H  
**Catalyst** : ECO II

**Outlet A** : 3 Bolt Welded Flange  
**Weight** : 10 lbs.  
**Package Type** : Boxed



-----28.5" O. A. L.-----

**HONDA TRUCK**

CR-V	2002-06	L4	2.4L
------	---------	----	------

**40403**

**Inlet A** : 4 Bolt Welded Flange  
**Box Size** : 42"L x 10"W x 7"H  
**Catalyst** : ECO III

**Outlet A** : 55mm OD Pipe  
**Weight** : 12 lbs.  
**Package Type** : Boxed



-----42" O. A. L.-----

**VOLKSWAGEN**

Beetle	1999-03	L4	1.8L
Golf	2000-03	L4	1.8L
Jetta	2000-05	L4	1.8L

**40404**

**Inlet A** : 3 Bolt Welded Flange  
**Box Size** : 45"L x 15"W x 11"H  
**Catalyst** : Standard

**Outlet A** : 2 Bolt Welded Flange  
**Weight** : 14 lbs.  
**Package Type** : Boxed



-----48" O. A. L.-----

**HYUNDAI**

Sonata	1999-05	L4	2.4L
--------	---------	----	------

**40404 (CONT'D)**

**KIA**

Optima	2001-06	L4	2.4L
--------	---------	----	------

**40405**

**Inlet A** : 2 Bolt Welded Flange  
**Inlet B** : 2 Bolt Welded Flange  
**Box Size** : 45"L x 15"W x 11"H  
**Package Type** : Boxed

**Outlet A** : 2 Bolt Welded Flange  
**Weight** : 14 lbs.  
**Catalyst** : Standard



-----48" O. A. L.-----

**HYUNDAI**

Sonata	1999-01	V6	2.5L
--------	---------	----	------

**40406**

**Inlet A** : 2 Bolt Welded Flange  
**Box Size** : 42"L x 10"W x 7"H  
**Catalyst** : Standard

**Outlet A** : 2 Bolt Welded Flange  
**Weight** : 13 lbs.  
**Package Type** : Boxed



-----42" O. A. L.-----

**MITSUBISHI**

Eclipse	2000	L4	2.4L
Galant	1999-00	L4	2.4L

**40407**

**Inlet A** : 2 Bolt Welded Flange  
**Box Size** : 75"L x 10"W x 5"H  
**Catalyst** : ECO III

**Outlet A** : 2 Bolt Loose Flange  
**Weight** : 25 lbs.  
**Package Type** : Boxed



-----87.5" O. A. L.-----

**PONTIAC**

Vibe	2003-08	L4	1.8L
------	---------	----	------

**TOYOTA**

Corolla	2003-08	L4	1.8L
---------	---------	----	------

**BUYERS GUIDE**



## 40407 (CONT'D)

### TOYOTA (CONT'D)

Matrix	2003-08	L4	1.8L
--------	---------	----	------

## 40408

**Inlet A** : 2 Bolt Welded Flange  
**Inlet B** : 2 Bolt Welded Flange  
**Box Size** : 55"L x 16"W x 7"H  
**Package Type** : Unboxed

**Outlet A** : 2 Bolt Welded Flange  
**Weight** : 16 lbs.  
**Catalyst** : Standard



-----55" O. A. L.-----

### CHRYSLER

Sebring	2001-05	V6	3.0L
---------	---------	----	------

### DODGE

Stratus	2001-05	V6	3.0L
---------	---------	----	------

### MITSUBISHI

Eclipse	2000-04	V6	3.0L
Galant	1999-03	V6	3.0L

## 40410

**Inlet A** : 3 Bolt Welded Flange  
**Box Size** : 30"L x 8"W x 6"H  
**Catalyst** : Standard

**Outlet A** : 2 Bolt Welded Flange  
**Weight** : 7 lbs.  
**Package Type** : Boxed



-----27" O. A. L.-----

### NISSAN TRUCK

Frontier	1999-01	V6	3.3L
Xterra	2000-01	V6	3.3L

## 40411

**Inlet A** : 3 Bolt Welded Flange  
**Box Size** : 36"L x 11"W x 7"H  
**Catalyst** : ECO II

**Outlet A** : 2 Bolt Welded Flange  
**Weight** : 8 lbs.  
**Package Type** : Boxed



-----29" O. A. L.-----

### NISSAN TRUCK

Frontier	1999-04	V6	3.3L
Xterra	2000-04	V6	3.3L

## 40412

**Inlet A** : 6 Bolt Welded Flange  
**Box Size** : 19"L x 9"W x 5"H  
**Catalyst** : ECO II

**Outlet A** : 3 Bolt Welded Flange  
**Weight** : 14 lbs.  
**Package Type** : Boxed



-----13" O. A. L.-----

### NISSAN

Sentra	2000-02	L4	1.8L
--------	---------	----	------

## 40415

**Inlet A** : 3 Bolt Welded Flange  
**Box Size** : 13"L x 5"W x 5"H  
**Catalyst** : ECO II

**Outlet A** : 2 Bolt Welded Flange  
**Weight** : 6 lbs.  
**Package Type** : Boxed



-----8.5" O. A. L.-----

### CHRYSLER

Sebring	2001-05	V6	3.0L
---------	---------	----	------

### DODGE

Stratus	2001-05	V6	3.0L
---------	---------	----	------

### MITSUBISHI

Diamante	1999-04	V6	3.5L
Eclipse	2000-05	V6	3.0L
Galant	1999-03	V6	3.0L

**40416**

**Inlet A** : 3 Bolt Welded Flange  
**Box Size** : 15"L x 8"W x 5"H  
**Catalyst** : ECO II

**Outlet A** : 2 Bolt Welded Flange  
**Weight** : 7 lbs.  
**Package Type** : Boxed



<-----13.5" O. A. L.----->

**CHRYSLER**

Sebring	2001-05	V6	3.0L
---------	---------	----	------

**DODGE**

Stratus	2001-05	V6	3.0L
---------	---------	----	------

**MITSUBISHI**

Diamante	1999-04	V6	3.5L
Eclipse	2000-05	V6	3.0L
Galant	1999-03	V6	3.0L

**40418**

**Inlet A** : 3 Bolt Welded Flange  
**Box Size** : 63"L x 13"W x 8"H  
**Catalyst** : ECO II

**Outlet A** : 2" OD Pipe  
**Weight** : 12 lbs.  
**Package Type** : Unboxed



<-----63" O. A. L.----->

**AUDI**

A4	1996-99	V6	2.8L
A4 Quattro	1996-99	V6	2.8L

**40419**

**Inlet A** : 3 Bolt Welded Flange  
**Box Size** : 75"L x 10"W x 5"H  
**Catalyst** : ECO II

**Outlet A** : 2" OD Pipe  
**Weight** : 14 lbs.  
**Package Type** : Boxed



<-----49" O. A. L.----->

**AUDI**

A4	1996-99	V6	2.8L
----	---------	----	------

**40419 (CONT'D)**

**AUDI (CONT'D)**

A4 Quattro	1996-99	V6	2.8L
------------	---------	----	------

**40420**

**Inlet A** : 6 Bolt Welded Flange  
**Box Size** : 7"L x 14"W x 12"H  
**Catalyst** : ECO III

**Outlet A** : 3 Bolt Welded Flange  
**Weight** : 9 lbs.  
**Package Type** : Boxed



<-----13" O. A. L.----->

**NISSAN**

Altima	2002-06	V6	3.5L
Maxima	2004-08	V6	3.5L

**NISSAN TRUCK**

Murano	2003-07	V6	3.5L
--------	---------	----	------

**NISSAN VAN**

Quest	2004-06	V6	3.5L
-------	---------	----	------

**40421**

**Inlet A** : 4 Bolt Welded Flange  
**Box Size** : 7"L x 14"W x 12"H  
**Catalyst** : ECO III

**Outlet A** : 3 Bolt Welded Flange  
**Weight** : 9 lbs.  
**Package Type** : Boxed



<-----14" O. A. L.----->

**NISSAN TRUCK**

Murano	2003-07	V6	3.5L
--------	---------	----	------

**40422**

**Inlet A** : 3 Bolt Welded Flange  
**Inlet B** : 3 Bolt Welded Flange  
**Box Size** : 42"L x 10"W x 7"H  
**Package Type** : Boxed

**Outlet A** : 2 Bolt Welded Flange  
**Weight** : 16 lbs.  
**Catalyst** : Standard



<-----42" O. A. L.----->

## 40422 (CONT'D)

### NISSAN TRUCK

Murano	2003-07	V6	3.5L
--------	---------	----	------

## 40423

**Inlet A :** 5 Bolt Welded Flange  
**Box Size :** 7"L x 14"W x 12"H  
**Catalyst :** ECO II

**Outlet A :** 3 Bolt Welded Flange  
**Weight :** 7 lbs.  
**Package Type :** Boxed



-----6.25" O. A. L.-----

### KIA TRUCK

Sportage	1998-02	L4	2.0L
----------	---------	----	------

## 40424

**Inlet A :** 3 Bolt Welded Flange  
**Inlet B :** 3 Bolt Welded Flange  
**Box Size :** 80"L x 16"W x 11"H  
**Package Type :** Unboxed

**Outlet A :** 2 Bolt Loose Flange  
**Weight :** 20 lbs.  
**Catalyst :** ECO III



-----79.25" O. A. L.-----

### BMW

323i	1998-99	L6	2.5L
------	---------	----	------

## 40425

**Inlet A :** 2 Bolt Loose Flange  
**Box Size :** 64"L x 13"W x 13"H  
**Catalyst :** ECO II

**Outlet A :** 2 Bolt Loose Flange  
**Weight :** 15 lbs.  
**Package Type :** Unboxed



-----64" O. A. L.-----

### MERCEDES-BENZ

E320	1998-03	V6	3.2L
------	---------	----	------

## 40426

**Inlet A :** 2 Bolt Loose Flange  
**Box Size :** 67"L x 10"W x 16"H  
**Catalyst :** ECO II

**Outlet A :** 2" ID Pipe  
**Weight :** 15 lbs.  
**Package Type :** Unboxed



-----65.5" O. A. L.-----

### MERCEDES-BENZ

E320	1998-03	V6	3.2L
------	---------	----	------

## 40427

**Inlet A :** 5 Bolt Welded Flange  
**Box Size :** 14"L x 11"W x 8"H  
**Catalyst :** ECO III

**Outlet A :** 3 Bolt Welded Flange  
**Weight :** 9 lbs.  
**Package Type :** Boxed



-----8.625" O. A. L.-----

### TOYOTA

Camry	1987-91	L4	2.0L
Celica	1987-89	L4	2.0L
Celica	1990-99	L4	2.2L
MR2	1991-95	L4	2.2L

### TOYOTA TRUCK

RAV4	1996-97	L4	2.0L
------	---------	----	------

## 40429

**Inlet A :** 5 Bolt Welded Flange  
**Box Size :** 15"L x 8"W x 5"H  
**Catalyst :** ECO II

**Outlet A :** 3 Bolt Welded Flange  
**Weight :** 6 lbs.  
**Package Type :** Boxed



-----6" O. A. L.-----

### KIA

Sephia	1998-01	L4	1.8L
Spectra	2000-02	L4	1.8L

**40431**

**Inlet A :** 2 Bolt Welded Flange  
**Inlet B :** 2 Bolt Welded Flange  
**Box Size :** 32"L x 22"W x 10"H  
**Package Type :** Boxed

**Outlet A :** 2 Bolt Welded Flange  
**Weight :** 11 lbs.  
**Catalyst :** ECO II



-----37" O. A. L.-----

**TOYOTA VAN**

Sienna	2001-03	V6	3.0L
--------	---------	----	------

**40432**

**Inlet A :** 2 Bolt Welded Flange  
**Box Size :** 36"L x 11"W x 7"H  
**Catalyst :** ECO II

**Outlet A :** 2 Bolt Welded Flange  
**Weight :** 10 lbs.  
**Package Type :** Boxed



-----35" O. A. L.-----

**TOYOTA VAN**

Sienna	2001-03	V6	3.0L
--------	---------	----	------

**40433**

**Inlet A :** 5 Bolt Welded Flange  
**Box Size :** 7"L x 14"W x 12"H  
**Catalyst :** ECO II

**Outlet A :** 3 Bolt Welded Flange  
**Weight :** 8 lbs.  
**Package Type :** Boxed



-----7.75" O. A. L.-----

**MAZDA**

Protege	1999-01	L4	1.6L
Protege	1999-00	L4	1.8L
Protege	2001-03	L4	2.0L
Protege5	2002-03	L4	2.0L

**40434**

**Inlet A :** 6 Bolt Welded Flange  
**Box Size :** 32"L x 22"W x 10"H  
**Catalyst :** ECO III

**Outlet A :** 3 Bolt Welded Flange  
**Weight :** 16 lbs.  
**Package Type :** Boxed



-----16" O. A. L.-----

**TOYOTA**

Camry	1997-01	L4	2.2L
Solara	1999-01	L4	2.2L

**40435**

**Inlet A :** 4 Bolt Welded Flange  
**Box Size :** 42"L x 10"W x 7"H  
**Catalyst :** ECO III

**Outlet A :** 2.325" OD Pipe  
**Weight :** 12 lbs.  
**Package Type :** Boxed



-----41" O. A. L.-----

**VOLKSWAGEN**

Beetle	2001-05	L4	2.0L
Golf	2002-06	L4	2.0L
Jetta	2002-05	L4	2.0L

**40436**

**Inlet A :** 3 Bolt Welded Flange  
**Inlet B :** 3 Bolt Welded Flange  
**Box Size :** 42"L x 10"W x 7"H  
**Package Type :** Boxed

**Outlet A :** 2 Bolt Welded Flange  
**Weight :** 13 lbs.  
**Catalyst :** ECO II



-----38.5" O. A. L.-----

**INFINITI**

I30	2000-01	V6	3.0L
-----	---------	----	------

**NISSAN**

Maxima	2000-01	V6	3.0L
--------	---------	----	------

## 40437

**Inlet A :** 2 Bolt Welded Flange  
**Inlet B :** 2 Bolt Welded Flange  
**Box Size :** 46"L x 16"W x 11"H  
**Package Type :** Boxed

**Outlet A :** 2 Bolt Welded Flange  
**Weight :** 19 lbs.  
**Catalyst :** ECO II



-----44" O. A. L.-----

### LEXUS TRUCK

LX450	1996-97	L6	4.5L
-------	---------	----	------

### TOYOTA TRUCK

Land Cruiser	1995-97	L6	4.5L
--------------	---------	----	------

## 40441

**Inlet A :** 2 Bolt Welded Flange  
**Box Size :** 75"L x 10"W x 5"H  
**Catalyst :** ECO II

**Outlet A :** 2 Bolt Welded Flange  
**Weight :** 22 lbs.  
**Package Type :** Boxed



-----104" O. A. L.-----

### TOYOTA

Avalon	2000-04	V6	3.0L
--------	---------	----	------

## 40439

**Inlet A :** 4 Bolt Welded Flange  
**Box Size :** 50"L x 19"W x 12"H  
**Catalyst :** ECO II

**Outlet A :** 2 Bolt Welded Flange  
**Weight :** 15 lbs.  
**Package Type :** Unboxed



-----50" O. A. L.-----

### ISUZU TRUCK

Amigo	1998-00	L4	2.2L
-------	---------	----	------

Rodeo	1998-00	L4	2.2L
-------	---------	----	------

## 40443

**Inlet A :** 3 Bolt Welded Flange  
**Box Size :** 30"L x 8"W x 6"H  
**Catalyst :** Standard

**Outlet A :** 2 Bolt Welded Flange  
**Weight :** 9 lbs.  
**Package Type :** Boxed



-----25" O. A. L.-----

### INFINITI TRUCK

QX4	1997-00	V6	3.3L
-----	---------	----	------

QX4	2001-03	V6	3.5L
-----	---------	----	------

### NISSAN TRUCK

Pathfinder	1996-00	V6	3.3L
------------	---------	----	------

Pathfinder	2001-04	V6	3.5L
------------	---------	----	------

## 40440

**Inlet A :** 3 Bolt Welded Flange  
**Box Size :** 75"L x 10"W x 5"H  
**Catalyst :** Standard

**Outlet A :** 2 Bolt Welded Flange  
**Weight :** 16 lbs.  
**Package Type :** Boxed



-----52.5" O. A. L.-----

### MITSUBISHI

Eclipse	2000	L4	2.4L
---------	------	----	------

Galant	1999-00	L4	2.4L
--------	---------	----	------

## 40444

**Inlet A :** 3 Bolt Welded Flange  
**Box Size :** 30"L x 8"W x 6"H  
**Catalyst :** Standard

**Outlet A :** 2 Bolt Welded Flange  
**Weight :** 9 lbs.  
**Package Type :** Boxed



-----26" O. A. L.-----

### INFINITI TRUCK

QX4	1997-00	V6	3.3L
-----	---------	----	------

QX4	2001-03	V6	3.5L
-----	---------	----	------

### NISSAN TRUCK

Pathfinder	1996-00	V6	3.3L
------------	---------	----	------

**40444 (CONT'D)**

**NISSAN TRUCK (CONT'D)**

Pathfinder	2001-04	V6	3.5L
------------	---------	----	------

**40445**

**Inlet A :** 6 Bolt Welded Flange  
**Box Size :** 7"L x 14"W x 12"H  
**Catalyst :** ECO II

**Outlet A :** 3 Bolt Welded Flange  
**Weight :** 5 lbs.  
**Package Type :** Boxed



-----9.25" O. A. L.-----

**INFINITI TRUCK**

QX4	1997-00	V6	3.3L
QX4	2001-03	V6	3.5L

**NISSAN TRUCK**

Pathfinder	1996-00	V6	3.3L
Pathfinder	2001-04	V6	3.5L

**40446**

**Inlet A :** 6 Bolt Welded Flange  
**Box Size :** 7"L x 14"W x 12"H  
**Catalyst :** ECO II

**Outlet A :** 3 Bolt Welded Flange  
**Weight :** 5 lbs.  
**Package Type :** Boxed



-----9.5" O. A. L.-----

**INFINITI TRUCK**

QX4	2001-03	V6	3.5L
-----	---------	----	------

**NISSAN TRUCK**

Pathfinder	2000	V6	3.3L
Pathfinder	2001-04	V6	3.5L

**40447**

**Inlet A :** 2 Bolt Welded Flange  
**Box Size :** 75"L x 10"W x 5"H  
**Catalyst :** ECO III

**Outlet A :** 2.24" OD Pipe  
**Weight :** 14 lbs.  
**Package Type :** Boxed



-----52.5" O. A. L.-----

**TOYOTA TRUCK**

Tundra	2000-04	V6	3.4L
--------	---------	----	------

**40448**

**Inlet A :** 3 Bolt Welded Flange  
**Box Size :** 30"L x 8"W x 6"H  
**Catalyst :** ECO II

**Outlet A :** 2 Bolt Welded Flange  
**Weight :** 11 lbs.  
**Package Type :** Boxed



-----26" O. A. L.-----

**TOYOTA TRUCK**

Tacoma	2000-04	L4	2.7L
--------	---------	----	------

**40449**

**Inlet A :** 2 Bolt Welded Flange  
**Box Size :** 15"L x 8"W x 5"H  
**Catalyst :** ECO II

**Outlet A :** 2 Bolt Welded Flange  
**Weight :** 6 lbs.  
**Package Type :** Boxed



-----11.5" O. A. L.-----

**LEXUS TRUCK**

LX450	1996-97	L6	4.5L
-------	---------	----	------

**TOYOTA TRUCK**

Land Cruiser	1995-97	L6	4.5L
--------------	---------	----	------

**40450**

**Inlet A :** 2 Bolt Welded Flange  
**Inlet B :** 2 Bolt Welded Flange  
**Box Size :** 36"L x 11"W x 7"H  
**Package Type :** Boxed

**Outlet A :** Flared  
**Weight :** 12 lbs.  
**Catalyst :** Standard



-----32.5" O. A. L.-----

**JAGUAR**

XJ12 1995-96 V12 6.0L

**40453**

**Inlet A :** 3 Bolt Welded Flange  
**Box Size :** 7"L x 14"W x 12"H  
**Catalyst :** ECO II

**Outlet A :** 2 Bolt Welded Flange  
**Weight :** 8 lbs.  
**Package Type :** Boxed



-----10.375" O. A. L.-----

**LEXUS**

LS400 1999-00 V8 4.0L

**40451**

**Inlet A :** 2 Bolt Loose Flange  
**Box Size :** 36"L x 11"W x 7"H  
**Catalyst :** Standard

**Outlet A :** Flared  
**Weight :** 12 lbs.  
**Package Type :** Boxed



-----32" O. A. L.-----

**JAGUAR**

XJ12 1995-96 V12 6.0L

**40454**

**Inlet A :** 3 Bolt Welded Flange  
**Box Size :** 15"L x 8"W x 5"H  
**Catalyst :** ECO II

**Outlet A :** 2 Bolt Welded Flange  
**Weight :** 7 lbs.  
**Package Type :** Boxed



-----9.75" O. A. L.-----

**LEXUS**

LS400 1999-00 V8 4.0L

**40452**

**Inlet A :** 2 Bolt Welded Flange  
**Box Size :** 46"L x 16"W x 16"H  
**Catalyst :** Standard

**Outlet A :** 2 Bolt Welded Flange  
**Weight :** 19 lbs.  
**Package Type :** Boxed



-----52.5" O. A. L.-----

**CHRYSLER**

Sebring 2001-03 L4 2.4L

**DODGE**

Stratus 2001-03 L4 2.4L

**MITSUBISHI**

Eclipse 2000-05 L4 2.4L

Galant 2000-03 L4 2.4L

**40455**

**Inlet A :** 6 Bolt Welded Flange  
**Box Size :** 15"L x 12"W x 9"H  
**Catalyst :** ECO II

**Outlet A :** 3 Bolt Welded Flange  
**Weight :** 6 lbs.  
**Package Type :** Boxed



-----9" O. A. L.-----

**NISSAN**

Altima 1994-97 L4 2.4L

**40456**

**Inlet A :** 4 Bolt Welded Flange  
**Box Size :** 45"L x 15"W x 11"H  
**Catalyst :** ECO II

**Outlet A :** 2" OD Pipe  
**Weight :** 17 lbs.  
**Package Type :** Boxed



-----44" O. A. L.-----

**AUDI**

A6 Quattro	2000-02	V6	2.7L
Allroad Quattro	2001-02	V6	2.7L

**40459**

**Inlet A :** 3 Bolt Welded Flange  
**Inlet B :** 3 Bolt Loose Flange  
**Box Size :** 48"L x 23"W x 13"H  
**Package Type :** Unboxed

**Outlet A :** 2 Bolt Loose Flange  
**Weight :** 20 lbs.  
**Catalyst :** Standard



-----48" O. A. L.-----

**LAND ROVER TRUCK**

Defender 90	1994-95	V8	3.9L
Discovery	1994-95	V8	3.9L

**40457**

**Inlet A :** 4 Bolt Welded Flange  
**Box Size :** 45"L x 15"W x 11"H  
**Catalyst :** ECO II

**Outlet A :** 2" OD Pipe  
**Weight :** 16 lbs.  
**Package Type :** Boxed



-----43" O. A. L.-----

**AUDI**

A6 Quattro	2000-02	V6	2.7L
Allroad Quattro	2001-02	V6	2.7L

**40460**

**Inlet A :** 3 Bolt Welded Flange  
**Inlet B :** 3 Bolt Loose Flange  
**Box Size :** 47"L x 26"W x 17"H  
**Package Type :** Unboxed

**Outlet A :** 2 Bolt Loose Flange  
**Weight :** 20 lbs.  
**Catalyst :** Standard



-----46" O. A. L.-----

**LAND ROVER TRUCK**

Discovery	1997-99	V8	4.0L
-----------	---------	----	------

**40458**

**Inlet A :** 3 Bolt Welded Flange  
**Box Size :** 45"L x 15"W x 11"H  
**Catalyst :** ECO II

**Outlet A :** 1.87" OD Pipe  
**Weight :** 13 lbs.  
**Package Type :** Boxed



-----50" O. A. L.-----

**HYUNDAI TRUCK**

Santa Fe	2001-04	L4	2.4L
----------	---------	----	------

**40461**

**Inlet A :** 2 Bolt Loose Flange  
**Box Size :** 33"L x 22"W x 10"H  
**Catalyst :** ECO II

**Outlet A :** 2 Bolt Welded Flange  
**Weight :** 21 lbs.  
**Package Type :** Boxed



-----60" O. A. L.-----

**MERCEDES-BENZ TRUCK**

ML320	1998-03	V6	3.2L
-------	---------	----	------



**40462**

**Inlet A** : 2 Bolt Loose Flange  
**Box Size** : 60"L x 13"W x 11"H  
**Catalyst** : ECO II

**Outlet A** : 2.11" OD Pipe  
**Weight** : 12 lbs.  
**Package Type** : Unboxed



-----60" O. A. L.-----

**MERCEDES-BENZ TRUCK**

ML320	1998-03	V6	3.2L
-------	---------	----	------

**40465**

**Inlet A** : 3 Bolt Welded Flange  
**Box Size** : 43"L x 21"W x 11"H  
**Catalyst** : ECO II

**Outlet A** : 2" ID Pipe  
**Weight** : 11 lbs.  
**Package Type** : Boxed



-----44" O. A. L.-----

**VOLKSWAGEN VAN**

EuroVan	1999-00	V6	2.8L
---------	---------	----	------

**40463**

**Inlet A** : 3 Bolt Welded Flange  
**Box Size** : 75"L x 10"W x 5"H  
**Catalyst** : ECO II

**Outlet A** : 2" OD Pipe  
**Weight** : 13 lbs.  
**Package Type** : Boxed



-----50" O. A. L.-----

**AUDI**

A6	2000-01	V6	2.8L
A6 Quattro	2000-01	V6	2.8L

**VOLKSWAGEN**

Passat	2000-05	V6	2.8L
--------	---------	----	------

**40466**

**Inlet A** : 4 Bolt Welded Flange  
**Box Size** : 53"L x 15"W x 7"H  
**Catalyst** : ECO II

**Outlet A** : 2 Bolt Loose Flange  
**Weight** : 14 lbs.  
**Package Type** : Unboxed



-----53" O. A. L.-----

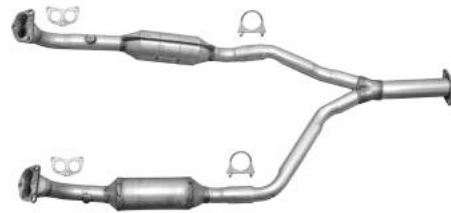
**BMW**

Z3	1996-98	L4	1.9L
----	---------	----	------

**40467**

**Inlet A** : 3 Bolt Welded Flange  
**Inlet B** : 3 Bolt Welded Flange  
**Box Size** : 33"L x 22"W x 10"H  
**Package Type** : Boxed

**Outlet A** : 2 Bolt Loose Flange  
**Weight** : 26 lbs.  
**Catalyst** : ECO II



-----51.75" O. A. L.-----

**LAND ROVER TRUCK**

Range Rover	1993-95	V8	4.2L
-------------	---------	----	------

**40464**

**Inlet A** : 3 Bolt Welded Flange  
**Box Size** : 75"L x 10"W x 5"H  
**Catalyst** : ECO II

**Outlet A** : 1.967" OD Pipe  
**Weight** : 14 lbs.  
**Package Type** : Boxed



-----48.5" O. A. L.-----

**AUDI**

A6	2000-01	V6	2.8L
A6 Quattro	2000-01	V6	2.8L

**VOLKSWAGEN**

Passat	2000-05	V6	2.8L
--------	---------	----	------

**40468**

**Inlet A :** 2 Bolt Welded Flange  
**Box Size :** 15"L x 8"W x 5"H  
**Catalyst :** Standard

**Outlet A :** 2 Bolt Welded Flange  
**Weight :** 5 lbs.  
**Package Type :** Boxed



-----8.5" O. A. L.-----

**GEO**

Prizm	1993-95	L4	1.6L
Prizm	1993-95	L4	1.8L

**TOYOTA**

Celica	1994-97	L4	2.2L
Corolla	1993-95	L4	1.6L

**40469**

**Inlet A :** 3 Bolt Welded Flange  
**Inlet B :** 3 Bolt Loose Flange  
**Box Size :** 48"L x 28"W x 14"H  
**Package Type :** Unboxed

**Outlet A :** 2 Bolt Loose Flange  
**Weight :** 23 lbs.  
**Catalyst :** ECO II



-----48" O. A. L.-----

**LAND ROVER TRUCK**

Defender 90	1997	V8	4.0L
Discovery	1999	V8	4.0L

**40470**

**Inlet A :** 2 Bolt Welded Flange  
**Box Size :** 15"L x 8"W x 5"H  
**Catalyst :** ECO II

**Outlet A :** 2 Bolt Welded Flange  
**Weight :** 7 lbs.  
**Package Type :** Boxed



-----12.5" O. A. L.-----

**LEXUS TRUCK**

RX300	1999-03	V6	3.0L
-------	---------	----	------

**TOYOTA TRUCK**

Highlander	2001-03	V6	3.0L
------------	---------	----	------

**40472**

**Inlet A :** 3 Bolt Welded Flange  
**Box Size :** 30"L x 8"W x 6"H  
**Catalyst :** ECO II

**Outlet A :** 2 Bolt Welded Flange  
**Weight :** 9 lbs.  
**Package Type :** Boxed



-----25.5" O. A. L.-----

**TOYOTA TRUCK**

Tacoma	2001-04	L4	2.4L
--------	---------	----	------

**40473**

**Inlet A :** 5 Bolt Welded Flange  
**Box Size :** 32"L x 21"W x 17"H  
**Catalyst :** ECO II

**Outlet A :** 2 Bolt Welded Flange  
**Weight :** 16 lbs.  
**Package Type :** Boxed



-----34.5" O. A. L.-----

**MAZDA**

626	1998-99	L4	2.0L
-----	---------	----	------

**40474**

**Inlet A :** 2 Bolt Loose Flange  
**Box Size :** 19"L x 9"W x 5"H  
**Catalyst :** Standard

**Outlet A :** 2 Bolt Loose Flange  
**Weight :** 7 lbs.  
**Package Type :** Boxed



-----17" O. A. L.-----

**MITSUBISHI TRUCK**

Montero	1992-94	V6	3.0L
---------	---------	----	------

## 40475

**Inlet A** : 4 Bolt Welded Flange  
**Box Size** : 30"L x 8"W x 6"H  
**Catalyst** : ECO II

**Outlet A** : 4 Bolt Welded Flange  
**Weight** : 6 lbs.  
**Package Type** : Boxed



-----13.5" O. A. L.-----

### HONDA TRUCK

Passport	1994-95	V6	3.2L
----------	---------	----	------


### ISUZU TRUCK

Rodeo	1994-95	V6	3.2L
-------	---------	----	------

## 40478

**Inlet A** : 2 Bolt Welded Flange  
**Box Size** : 24"L x 8"W x 5"H  
**Catalyst** : Standard

**Outlet A** : 2 Bolt Welded Flange  
**Weight** : 11 lbs.  
**Package Type** : Boxed



-----19" O. A. L.-----

### MAZDA

626	1998-02	L4	2.0L
-----	---------	----	------

## 40479

**Inlet A** : 2 Bolt Loose Flange  
**Box Size** : 19"L x 9"W x 5"H  
**Catalyst** : Standard

**Outlet A** : 2 Bolt Loose Flange  
**Weight** : 8 lbs.  
**Package Type** : Boxed



-----17" O. A. L.-----

### HYUNDAI

Sonata	1995-98	L4	2.0L
Sonata	1995-96	V6	3.0L

## 40476

**Inlet A** : 6 Bolt Welded Flange  
**Box Size** : 7"L x 14"W x 12"H  
**Catalyst** : ECO III

**Outlet A** : 3 Bolt Welded Flange  
**Weight** : 8 lbs.  
**Package Type** : Boxed



-----11" O. A. L.-----

### INFINITI

I35	2002-04	V6	3.5L
-----	---------	----	------

### NISSAN

Maxima	2002-03	V6	3.5L
--------	---------	----	------

## 40477

**Inlet A** : 4 Bolt Welded Flange  
**Box Size** : 15"L x 8"W x 5"H  
**Catalyst** : ECO II

**Outlet A** : 3 Bolt Welded Flange  
**Weight** : 7 lbs.  
**Package Type** : Boxed



-----8.5" O. A. L.-----

### INFINITI

I35	2002-04	V6	3.5L
-----	---------	----	------

### NISSAN

Maxima	2002-03	V6	3.5L
--------	---------	----	------

## 40480

**Inlet A** : 5 Bolt Welded Flange  
**Box Size** : 7"L x 14"W x 12"H  
**Catalyst** : ECO II

**Outlet A** : 2 Bolt Welded Flange  
**Weight** : 8 lbs.  
**Package Type** : Boxed



-----12" O. A. L.-----


### HYUNDAI

Accent	1998-99	L4	1.5L
--------	---------	----	------

**40481**

**Inlet A :** 3 Bolt Welded Flange  
**Box Size :** 55"L x 22"W x 8"H  
**Catalyst :** ECO III

**Outlet A :** 2 Bolt Welded Flange  
**Weight :** 14 lbs.  
**Package Type :** Unboxed



-----54.75" O. A. L.-----

**TOYOTA TRUCK**

Sequoia	2001-04	V8	4.7L
---------	---------	----	------

**40482**

**Inlet A :** 3 Bolt Welded Flange  
**Box Size :** 42"L x 10"W x 7"H  
**Catalyst :** ECO II

**Outlet A :** 2 Bolt Welded Flange  
**Weight :** 13 lbs.  
**Package Type :** Boxed



-----41.75" O. A. L.-----

**TOYOTA TRUCK**

Sequoia	2001-04	V8	4.7L
---------	---------	----	------

**40483**

**Inlet A :** 2 Bolt Welded Flange  
**Box Size :** 45"L x 15"W x 11"H  
**Catalyst :** ECO II

**Outlet A :** 2 Bolt Welded Flange  
**Weight :** 20 lbs.  
**Package Type :** Boxed



-----48" O. A. L.-----

**TOYOTA**

Camry	2002-09	L4	2.4L
Solara	2002-08	L4	2.4L

**40484**

**Inlet A :** 2 Bolt Loose Flange  
**Inlet B :** 2 Bolt Loose Flange  
**Box Size :** 75"L x 10"W x 5"H  
**Package Type :** Boxed

**Outlet A :** 2 Bolt Loose Flange  
**Weight :** 16 lbs.  
**Catalyst :** ECO II



-----51" O. A. L.-----

**BMW**

540i	1994-95	V8	4.0L
740i	1993-94	V8	4.0L
740iL	1993-94	V8	4.0L

**40485**

**Inlet A :** 2 Bolt Loose Flange  
**Inlet B :** 2 Bolt Loose Flange  
**Box Size :** 75"L x 10"W x 5"H  
**Package Type :** Boxed

**Outlet A :** 2.25" OD Pipe  
**Weight :** 17 lbs.  
**Catalyst :** ECO II



-----52.5" O. A. L.-----

**BMW**

540i	1994-95	V8	4.0L
740i	1993-94	V8	4.0L
740iL	1993-94	V8	4.0L

**40486**

**Inlet A :** 8 Bolt Welded Flange  
**Box Size :** 32"L x 22"W x 10"H  
**Catalyst :** ECO III

**Outlet A :** 3 Bolt Welded Flange  
**Weight :** 23 lbs.  
**Package Type :** Boxed



-----34" O. A. L.-----

**LEXUS**

GS300	1998-05	L6	3.0L
IS300	2001-05	L6	3.0L
SC300	1999-00	L6	3.0L

**40487**

**Inlet A** : 3 Bolt Welded Flange  
**Box Size** : 43"L x 21"W x 11"H  
**Catalyst** : Standard

**Outlet A** : 2 Bolt Welded Flange  
**Weight** : 16 lbs.  
**Package Type** : Boxed



-----50" O. A. L.-----

**HYUNDAI**

Sonata	1999-01	L4	2.4L
--------	---------	----	------

**40492**

**Inlet A** : 3 Bolt Welded Flange  
**Inlet B** : 3 Bolt Loose Flange  
**Box Size** : 50"L x 28"W x 13"H  
**Package Type** : Unboxed

**Outlet A** : 2 Bolt Loose Flange  
**Weight** : 24 lbs.  
**Catalyst** : Standard



-----50" O. A. L.-----

**LAND ROVER TRUCK**

Range Rover	1995-97	V8	4.0L
-------------	---------	----	------

**40488**

**Inlet A** : 2 Bolt Welded Flange  
**Inlet B** : 2 Bolt Welded Flange  
**Box Size** : 33"L x 22"W x 10"H  
**Package Type** : Boxed

**Outlet A** : 2 Bolt Welded Flange  
**Weight** : 17 lbs.  
**Catalyst** : ECO III



-----34" O. A. L.-----

**TOYOTA**

Avalon	2000-04	V6	3.0L
--------	---------	----	------

**40494**

**Inlet A** : 3 Bolt Welded Flange  
**Box Size** : 45"L x 15"W x 11"H  
**Catalyst** : Standard

**Outlet A** : 2 Bolt Welded Flange  
**Weight** : 16 lbs.  
**Package Type** : Boxed



-----41" O. A. L.-----

**TOYOTA**

Supra	1987-92	L6	3.0L
-------	---------	----	------

**40491**

**Inlet A** : 2 Bolt Welded Flange  
**Box Size** : 42"L x 10"W x 7"H  
**Catalyst** : Standard

**Outlet A** : 2 Bolt Welded Flange  
**Weight** : 12 lbs.  
**Package Type** : Boxed



-----42.5" O. A. L.-----

**HYUNDAI**

Elantra	2001-03	L4	2.0L
Tiburon	2003-06	L4	2.0L

**40495**

**Inlet A** : 5 Bolt Welded Flange  
**Box Size** : 7"L x 14"W x 12"H  
**Catalyst** : ECO II

**Outlet A** : 3 Bolt Welded Flange  
**Weight** : 7 lbs.  
**Package Type** : Boxed



-----7" O. A. L.-----

**MAZDA**

626	2000-02	L4	2.0L
-----	---------	----	------

**40497**

**Inlet A :** 2 Bolt Welded Flange  
**Box Size :** 30"L x 8"W x 6"H  
**Catalyst :** ECO II

**Outlet A :** 2 Bolt Welded Flange  
**Weight :** 8 lbs.  
**Package Type :** Boxed



-----23" O. A. L.-----

**SUBARU**

Forester	1998	H4	2.5L
Impreza	1995-01	H4	2.2L
Impreza	1998	H4	2.5L
Legacy	1995-99	H4	2.2L
Legacy	1996-99	H4	2.5L

**40499**

**Inlet A :** 4 Bolt Welded Flange  
**Box Size :** 14"L x 12"W x 7"H  
**Catalyst :** ECO III

**Outlet A :** 3 Bolt Welded Flange  
**Weight :** 8 lbs.  
**Package Type :** Boxed



-----9" O. A. L.-----


**MAZDA**

Miata	1999-00	L4	1.8L
-------	---------	----	------

**40500**

**Inlet A :** 2 Bolt Welded Flange  
**Box Size :** 36"L x 11"W x 7"H  
**Catalyst :** ECO II

**Outlet A :** 2 Bolt Welded Flange  
**Weight :** 10 lbs.  
**Package Type :** Boxed



-----31" O. A. L.-----

**TOYOTA TRUCK**

4Runner	2001-02	V6	3.4L
---------	---------	----	------

**40501**

**Inlet A :** 3 Bolt Welded Flange  
**Box Size :** 15"L x 8"W x 5"H  
**Catalyst :** Standard

**Outlet A :** 3 Bolt Welded Flange  
**Weight :** 5 lbs.  
**Package Type :** Boxed



-----7" O. A. L.-----

**DAEWOO**

Leganza	1999-02	L4	2.2L
---------	---------	----	------

**40502**

**Inlet A :** 2 Bolt Welded Flange  
**Box Size :** 42"L x 10"W x 7"H  
**Catalyst :** ECO II

**Outlet A :** 2 Bolt Welded Flange  
**Weight :** 11 lbs.  
**Package Type :** Boxed



-----43" O. A. L.-----

**HYUNDAI**

Tiburon	2003-06	L4	2.0L
---------	---------	----	------

**40503**

**Inlet A :** 2 Bolt Loose Flange  
**Box Size :** 62"L x 7"W x 12"H  
**Catalyst :** ECO II

**Outlet A :** 2 Bolt Loose Flange  
**Weight :** 16 lbs.  
**Package Type :** Unboxed



-----61.5" O. A. L.-----

**MERCEDES-BENZ**

CL500	2000-06	V8	5.0L
S430	2000-06	V8	4.3L
S500	2000-06	V8	5.0L

## 40504

**Inlet A** : 2 Bolt Loose Flange  
**Box Size** : 65"L x 8"W x 13"H  
**Catalyst** : ECO II

**Outlet A** : 2.165" OD Pipe  
**Weight** : 15 lbs.  
**Package Type** : Unboxed



-----64.75" O. A. L.-----

### MERCEDES-BENZ

CL500	2000-06	V8	5.0L
S430	2000-06	V8	4.3L
S500	2000-06	V8	5.0L

## 40505

**Inlet A** : 3 Bolt Welded Flange  
**Box Size** : 75"L x 10"W x 5"H  
**Catalyst** : Standard

**Outlet A** : 3 Bolt Welded Flange  
**Weight** : 16 lbs.  
**Package Type** : Boxed



-----45" O. A. L.-----

### DAEWOO

Leganza	1999-02	L4	2.2L
---------	---------	----	------

## 40506

**Inlet A** : 2 Bolt Welded Flange  
**Box Size** : 36"L x 11"W x 7"H  
**Catalyst** : ECO II

**Outlet A** : 2 Bolt Welded Flange  
**Weight** : 11 lbs.  
**Package Type** : Boxed



-----31.75" O. A. L.-----

### SUZUKI

Esteem	1995-01	L4	1.6L
Esteem	1999-02	L4	1.8L

## 40507

**Inlet A** : 2 Bolt Loose Flange  
**Box Size** : 30"L x 8"W x 6"H  
**Catalyst** : ECO II

**Outlet A** : 2 Bolt Welded Flange  
**Weight** : 7 lbs.  
**Package Type** : Boxed



-----19" O. A. L.-----

### MITSUBISHI TRUCK

Montero	1994-00	V6	3.5L
---------	---------	----	------

## 40508

**Inlet A** : 2 Bolt Welded Flange  
**Box Size** : 30"L x 8"W x 6"H  
**Catalyst** : Standard

**Outlet A** : 2 Bolt Welded Flange  
**Weight** : 10 lbs.  
**Package Type** : Boxed



-----27" O. A. L.-----

### MITSUBISHI TRUCK

Montero Sport	2001-02	V6	3.0L
Montero Sport	2001-03	V6	3.5L

## 40509

**Inlet A** : 3 Bolt Welded Flange  
**Box Size** : 59"L x 16"W x 16"H  
**Catalyst** : ECO II

**Outlet A** : 2.75" Male Ball  
**Weight** : 16 lbs.  
**Package Type** : Unboxed



-----58" O. A. L.-----

### VOLVO

S70	2000	L5	2.4L
V70	2000	L5	2.3L
V70	2000	L5	2.4L

**40511**

**Inlet A :** 2 Bolt Loose Flange  
**Inlet B :** 2 Bolt Loose Flange  
**Box Size :** 43"L x 21"W x 11"H  
**Catalyst :** Standard

**Outlet A :** 2 Bolt Loose Flange  
**Outlet B :** 2.375" OD Pipe  
**Weight :** 23 lbs.  
**Package Type :** Boxed



-----74" O. A. L.-----

**MERCEDES-BENZ**

400SE	1992	V8	4.2L
400SEL	1993	V8	4.2L
500SEC	1993	V8	5.0L
500SEL	1992-93	V8	5.0L
S420	1994-95	V8	4.2L
S500	1994-95	V8	5.0L

**40512**

**Inlet A :** 6 Bolt Welded Flange  
**Box Size :** 7"L x 14"W x 12"H  
**Catalyst :** ECO II

**Outlet A :** 3 Bolt Welded Flange  
**Weight :** 4 lbs.  
**Package Type :** Boxed



-----8.5" O. A. L.-----

**NISSAN**

Sentra	2003-06	L4	1.8L
--------	---------	----	------

**40513**

**Inlet A :** 3 Bolt Welded Flange  
**Box Size :** 75"L x 10"W x 5"H  
**Catalyst :** Standard

**Outlet A :** 2 Bolt Welded Flange  
**Weight :** 11 lbs.  
**Package Type :** Boxed



-----51.5" O. A. L.-----

**NISSAN**

Sentra	2003-06	L4	1.8L
--------	---------	----	------

**40514**

**Inlet A :** 2 Bolt Welded Flange  
**Box Size :** 42"L x 10"W x 7"H  
**Catalyst :** Standard

**Outlet A :** 2 Bolt Welded Flange  
**Weight :** 11 lbs.  
**Package Type :** Boxed



-----40.5" O. A. L.-----

**NISSAN**

Altima	2002-06	L4	2.5L
--------	---------	----	------

**40515**

**Inlet A :** 3 Bolt Welded Flange  
**Box Size :** 45"L x 15"W x 11"H  
**Catalyst :** ECO II

**Outlet A :** 2 Bolt Welded Flange  
**Weight :** 15 lbs.  
**Package Type :** Boxed



-----48" O. A. L.-----

**VOLVO**

S60	2001-02	L5	2.3L
S60	2001-02	L5	2.4L
V70	2001-02	L5	2.3L

**40516**

**Inlet A :** 5 Bolt Welded Flange  
**Box Size :** 7"L x 14"W x 12"H  
**Catalyst :** ECO II

**Outlet A :** 3 Bolt Welded Flange  
**Weight :** 7 lbs.  
**Package Type :** Boxed



-----7" O. A. L.-----

**HYUNDAI**

Sonata	1999-05	L4	2.4L
--------	---------	----	------

**HYUNDAI TRUCK**

Santa Fe	2001-04	L4	2.4L
----------	---------	----	------

**KIA**

Optima	2001-06	L4	2.4L
--------	---------	----	------



**40517**

**Inlet A :** 2 Bolt Welded Flange  
**Box Size :** 15"L x 8"W x 5"H  
**Catalyst :** Standard

**Outlet A :** 2 Bolt Welded Flange  
**Weight :** 6 lbs.  
**Package Type :** Boxed



-----12.5" O. A. L.-----

**INFINITI**

G20	2001-02	L4	2.0L
-----	---------	----	------

**NISSAN**

Altima	2000-01	L4	2.4L
--------	---------	----	------

**40518**

**Inlet A :** 2 Bolt Welded Flange  
**Box Size :** 14"L x 12"W x 7"H  
**Catalyst :** ECO III

**Outlet A :** 2 Bolt Welded Flange  
**Weight :** 8 lbs.  
**Package Type :** Boxed



-----14.25" O. A. L.-----

**MITSUBISHI**

Eclipse	2000	L4	2.4L
Galant	1999-00	L4	2.4L

**40520**

**Inlet A :** 2 Bolt Loose Flange  
**Inlet B :** 2 Bolt Loose Flange  
**Box Size :** 75"L x 10"W x 5"H  
**Package Type :** Boxed

**Outlet A :** 2 Bolt Loose Flange  
**Weight :** 13 lbs.  
**Catalyst :** ECO II



-----50.5" O. A. L.-----

**BMW**

530i	1994-95	V8	3.0L
------	---------	----	------

**40521**

**Inlet A :** 2 Bolt Welded Flange  
**Box Size :** 75"L x 10"W x 5"H  
**Package Type :** Boxed

**Weight :** 12 lbs.  
**Catalyst :** ECO II



-----51.5" O. A. L.-----

**BMW**

530i	1994-95	V8	3.0L
------	---------	----	------

**40523**

**Inlet A :** 3 Bolt Welded Flange  
**Box Size :** 7"L x 14"W x 12"H  
**Catalyst :** ECO II

**Outlet A :** 2 Bolt Welded Flange  
**Weight :** 8 lbs.  
**Package Type :** Boxed



-----10" O. A. L.-----


**LEXUS**

GS400	1998-00	V8	4.0L
GS430	2001-07	V8	4.3L
LS430	2001-06	V8	4.3L
SC430	2002-09	V8	4.3L

**40524**

**Inlet A :** 2 Bolt Welded Flange  
**Box Size :** 19"L x 9"W x 5"H  
**Catalyst :** Standard

**Outlet A :** 2 Bolt Welded Flange  
**Weight :** 7 lbs.  
**Package Type :** Boxed



-----15.5" O. A. L.-----

**MITSUBISHI**

Lancer	2002-04	L4	2.0L
--------	---------	----	------

**40525**

**Inlet A :** 3 Bolt Welded Flange  
**Inlet B :** 3 Bolt Welded Flange  
**Box Size :** 51"L x 28"W x 13"H  
**Package Type :** Unboxed

**Outlet A :** 2 Bolt Welded Flange  
**Weight :** 15 lbs.  
**Catalyst :** ECO II



-----49.5" O. A. L.-----

**HONDA TRUCK**

Passport	1996-97	V6	3.2L
----------	---------	----	------

**ISUZU TRUCK**

Rodeo	1996-97	V6	3.2L
Trooper	1996-97	V6	3.2L
Trooper	1999	V6	3.5L

**40528**

**Inlet A :** 3 Bolt Welded Flange  
**Box Size :** 15"L x 8"W x 5"H  
**Catalyst :** ECO II

**Outlet A :** 2 Bolt Welded Flange  
**Weight :** 7 lbs.  
**Package Type :** Boxed



-----10" O. A. L.-----

**LEXUS**

LS400	1998	V8	4.0L
-------	------	----	------

**40529**

**Inlet A :** 3 Bolt Welded Flange  
**Box Size :** 15"L x 8"W x 5"H  
**Catalyst :** ECO II

**Outlet A :** 2 Bolt Welded Flange  
**Weight :** 6 lbs.  
**Package Type :** Boxed



-----10" O. A. L.-----

**LEXUS**

LS400	1998	V8	4.0L
-------	------	----	------

**40530**

**Inlet A :** 2 Bolt Welded Flange  
**Box Size :** 42"L x 10"W x 7"H  
**Catalyst :** Standard

**Outlet A :** 2 Bolt Welded Flange  
**Weight :** 10 lbs.  
**Package Type :** Boxed



-----37.25" O. A. L.-----

**MAZDA**

Protege	1999-00	L4	1.8L
---------	---------	----	------

**40531**

**Inlet A :** 5 Bolt Welded Flange  
**Box Size :** 7"L x 14"W x 12"H  
**Catalyst :** ECO II

**Outlet A :** 3 Bolt Welded Flange  
**Weight :** 6 lbs.  
**Package Type :** Boxed



-----13" O. A. L.-----

**NISSAN TRUCK**

Frontier	2000-04	L4	2.4L
Xterra	2001-04	L4	2.4L

**40532**

**Inlet A :** 3 Bolt Welded Flange  
**Inlet B :** 3 Bolt Welded Flange  
**Box Size :** 79"L x 19"W x 10"H  
**Catalyst :** ECO II

**Outlet A :** 1.8" OD Pipe  
**Outlet B :** 2 Bolt Loose Flange  
**Weight :** 27 lbs.  
**Package Type :** Unboxed



-----79.25" O. A. L.-----

**BMW**

328i	1996-98	L6	2.8L
328is	1996-98	L6	2.8L
M3	1996-99	L6	3.2L

## 40534

**Inlet A** : 2 Bolt Welded Flange  
**Box Size** : 24"L x 8"W x 5"H  
**Catalyst** : Standard

**Outlet A** : 2 Bolt Welded Flange  
**Weight** : 10 lbs.  
**Package Type** : Boxed



-----19.75" O. A. L.-----

### MAZDA VAN

MPV	2002-06	V6	3.0L
-----	---------	----	------

## 40535

**Inlet A** : 2 Bolt Welded Flange  
**Box Size** : 36"L x 11"W x 7"H  
**Catalyst** : ECO II

**Outlet A** : 3 Bolt Welded Flange  
**Weight** : 12 lbs.  
**Package Type** : Boxed



-----32" O. A. L.-----

### ACURA

RSX	2002-04	L4	2.0L
-----	---------	----	------

## 40538

**Inlet A** : 2 Bolt Loose Flange  
**Box Size** : 32"L x 21"W x 17"H  
**Catalyst** : Standard

**Outlet A** : 2 Bolt Welded Flange  
**Weight** : 7 lbs.  
**Package Type** : Boxed



-----16.25" O. A. L.-----

### CHRYSLER

Sebring	1995-99	L4	2.0L
---------	---------	----	------

### DODGE

Avenger	1995-99	L4	2.0L
---------	---------	----	------

### EAGLE

Talon	1995-98	L4	2.0L
-------	---------	----	------

### MITSUBISHI

Eclipse	1995-99	L4	2.0L
---------	---------	----	------

## 40542

**Inlet A** : 3 Bolt Welded Flange  
**Box Size** : 42"L x 10"W x 7"H  
**Catalyst** : Standard

**Outlet A** : 2 Bolt Welded Flange  
**Weight** : 7 lbs.  
**Package Type** : Boxed



-----41" O. A. L.-----

### NISSAN TRUCK

Frontier	2001-04	V6	3.3L
Xterra	2000-04	V6	3.3L

## 40543

**Inlet A** : 3 Bolt Welded Flange  
**Box Size** : 32"L x 21"W x 17"H  
**Catalyst** : Standard

**Outlet A** : 2 Bolt Welded Flange  
**Weight** : 8 lbs.  
**Package Type** : Boxed



-----22.25" O. A. L.-----

### SUZUKI

Esteem	1995-01	L4	1.6L
--------	---------	----	------

## 40544

**Inlet A** : 2 Bolt Welded Flange  
**Inlet B** : 2 Bolt Loose Flange  
**Box Size** : 19"L x 9"W x 5"H  
**Package Type** : Boxed

**Outlet A** : 1.8" OD Pipe  
**Weight** : 8 lbs.  
**Catalyst** : ECO II



-----16.25" O. A. L.-----

### TOYOTA

Prius	2001-03	L4	1.5L
-------	---------	----	------

**40546**

**Inlet A :** 2 Bolt Loose Flange  
**Box Size :** 68"L x 12"W x 12"H  
**Catalyst :** ECO III

**Outlet A :** 2.016" OD Pipe  
**Weight :** 16 lbs.  
**Package Type :** Unboxed



-----67.5" O. A. L.-----

**MERCEDES-BENZ**

E320	1998-03	V6	3.2L
------	---------	----	------

**40550**

**Inlet A :** 3 Bolt Welded Flange  
**Box Size :** 45"L x 15"W x 11"H  
**Catalyst :** ECO II

**Outlet A :** 2.325" OD Pipe  
**Weight :** 16 lbs.  
**Package Type :** Boxed



-----46" O. A. L.-----

**VOLKSWAGEN**

Jetta	2002-04	V6	2.8L
-------	---------	----	------

**40548**

**Inlet A :** 2 Bolt Welded Flange  
**Box Size :** 32"L x 22"W x 10"H  
**Catalyst :** Standard

**Outlet A :** 2 Bolt Welded Flange  
**Weight :** 19 lbs.  
**Package Type :** Boxed



-----26" O. A. L.-----

**TOYOTA TRUCK**

4Runner	2003-12	V6	4.0L
FJ Cruiser	2007-14	V6	4.0L

**40552**

**Inlet A :** 4 Bolt Welded Flange  
**Box Size :** 7"L x 14"W x 12"H  
**Catalyst :** ECO II

**Outlet A :** 3 Bolt Welded Flange  
**Weight :** 9 lbs.  
**Package Type :** Boxed



-----14" O. A. L.-----

**NISSAN**

Altima	2002-06	V6	3.5L
Maxima	2004-08	V6	3.5L

**NISSAN VAN**

Quest	2004-06	V6	3.5L
-------	---------	----	------

**40549**

**Inlet A :** 2 Bolt Welded Flange  
**Inlet B :** 3 Bolt Welded Flange  
**Box Size :** 36"L x 11"W x 7"H  
**Package Type :** Boxed

**Outlet A :** 2 Bolt Welded Flange  
**Weight :** 11 lbs.  
**Catalyst :** ECO II



-----31" O. A. L.-----

**TOYOTA TRUCK**

4Runner	2003-12	V6	4.0L
FJ Cruiser	2007-14	V6	4.0L

**40553**

**Inlet A :** 3 Bolt Welded Flange  
**Box Size :** 45"L x 15"W x 11"H  
**Catalyst :** Standard

**Outlet A :** 2 Bolt Welded Flange  
**Weight :** 15 lbs.  
**Package Type :** Boxed



-----39.25" O. A. L.-----

**NISSAN**

Altima	2002-06	V6	3.5L
Maxima	2004-08	V6	3.5L

**NISSAN VAN**

Quest	2004-06	V6	3.5L
-------	---------	----	------

## 40554

**Inlet A :** 3 Bolt Welded Flange  
**Box Size :** 42"L x 10"W x 7"H  
**Catalyst :** Standard

**Outlet A :** 2 Bolt Welded Flange  
**Weight :** 13 lbs.  
**Package Type :** Boxed



←-----40.5" O. A. L.-----→

### MAZDA VAN

MPV	2002-06	V6	3.0L
-----	---------	----	------

## 40555

**Inlet A :** 2 Bolt Welded Flange  
**Box Size :** 44"L x 16"W x 12"H  
**Catalyst :** ECO III

**Outlet A :** 2.5" Flare  
**Weight :** 20 lbs.  
**Package Type :** Boxed



←-----76.75" O. A. L.-----→

### SCION

xA	2004-06	L4	1.5L
----	---------	----	------

### TOYOTA

Echo	2000-05	L4	1.5L
------	---------	----	------

## 40556

**Inlet A :** 2 Bolt Loose Flange  
**Box Size :** 30"L x 8"W x 6"H  
**Catalyst :** ECO II

**Outlet A :** 2" OD Pipe  
**Weight :** 7 lbs.  
**Package Type :** Boxed



←-----27.5" O. A. L.-----→

### BMW TRUCK

X5	2002-03	V8	4.4L
X5	2002-03	V8	4.6L

## 40557

**Inlet A :** 2 Bolt Loose Flange  
**Box Size :** 30"L x 8"W x 6"H  
**Catalyst :** ECO II

**Outlet A :** 2" OD Pipe  
**Weight :** 9 lbs.  
**Package Type :** Boxed



←-----30.25" O. A. L.-----→

### BMW TRUCK

X5	2002-03	V8	4.4L
X5	2002-03	V8	4.6L

## 40559

**Inlet A :** 4 Bolt Welded Flange  
**Box Size :** 45"L x 15"W x 11"H  
**Catalyst :** ECO II

**Outlet A :** 2 Bolt Welded Flange  
**Weight :** 23 lbs.  
**Package Type :** Boxed



←-----41.25" O. A. L.-----→

### VOLVO

S80	1999-01	L6	2.9L
-----	---------	----	------

## 40562

**Inlet A :** 4 Bolt Welded Flange  
**Box Size :** 42"L x 10"W x 7"H  
**Catalyst :** Standard

**Outlet A :** 2.365" OD Pipe  
**Weight :** 11 lbs.  
**Package Type :** Boxed



←-----39.5" O. A. L.-----→

### VOLVO

S40	2000-04	L4	1.9L
V40	2000-04	L4	1.9L

**40564**

**Inlet A** : 6 Bolt Welded Flange  
**Box Size** : 7"L x 14"W x 12"H  
**Catalyst** : ECO III

**Outlet A** : 2 Bolt Welded Flange  
**Weight** : 10 lbs.  
**Package Type** : Boxed



-----12" O. A. L.-----

**LEXUS**

ES300	1998-01	V6	3.0L
-------	---------	----	------

**TOYOTA**

Avalon	1998-04	V6	3.0L
Camry	1998-01	V6	3.0L
Solara	1999-03	V6	3.0L

**TOYOTA VAN**

Sienna	1999-03	V6	3.0L
--------	---------	----	------

**40571**

**Inlet A** : 3 Bolt Welded Flange  
**Box Size** : 19"L x 9"W x 5"H  
**Catalyst** : ECO II

**Outlet A** : 3 Bolt Welded Flange  
**Weight** : 10 lbs.  
**Package Type** : Boxed



-----17" O. A. L.-----

**ACURA TRUCK**

MDX	2001-02	V6	3.5L
-----	---------	----	------

**HONDA TRUCK**

Pilot	2003-04	V6	3.5L
-------	---------	----	------

**40572**

**Inlet A** : 3 Bolt Welded Flange  
**Box Size** : 45"L x 15"W x 11"H  
**Catalyst** : ECO III

**Outlet A** : 2 Bolt Welded Flange  
**Weight** : 13 lbs.  
**Package Type** : Boxed



-----42.5" O. A. L.-----

**40572 (CONT'D)**

**VOLVO**

V70	2001	L5	2.4L
-----	------	----	------

**40573**

**Inlet A** : 2 Bolt Welded Flange  
**Box Size** : 19"L x 9"W x 5"H  
**Catalyst** : Standard

**Outlet A** : 2 Bolt Welded Flange  
**Weight** : 9 lbs.  
**Package Type** : Boxed



-----16.25" O. A. L.-----

**NISSAN VAN**

Quest	2001-02	V6	3.3L
-------	---------	----	------

**40574**

**Inlet A** : 2 Bolt Welded Flange  
**Box Size** : 15"L x 8"W x 5"H  
**Catalyst** : ECO II

**Outlet A** : 2 Bolt Welded Flange  
**Weight** : 6 lbs.  
**Package Type** : Boxed



-----12.5" O. A. L.-----

**INFINITI**

I35	2002-04	V6	3.5L
-----	---------	----	------

**NISSAN**

Maxima	2002-03	V6	3.5L
--------	---------	----	------

**40575**

**Inlet A** : 3 Bolt Welded Flange  
**Box Size** : 7"L x 14"W x 12"H  
**Catalyst** : ECO II

**Outlet A** : 4 Bolt Welded Flange  
**Weight** : 7 lbs.  
**Package Type** : Boxed



-----13" O. A. L.-----

**VOLVO**

S40	2000-04	L4	1.9L
V40	2000-04	L4	1.9L

**40576**

**Inlet A :** 4 Bolt Welded Flange  
**Box Size :** 19"L x 9"W x 5"H  
**Catalyst :** ECO II

**Outlet A :** 3 Bolt Welded Flange  
**Weight :** 8 lbs.  
**Package Type :** Boxed



-----14.5" O. A. L.-----

**NISSAN**

Altima	2005-06	V6	3.5L
Maxima	2004-06	V6	3.5L

**NISSAN VAN**

Quest	2004-09	V6	3.5L
-------	---------	----	------

**40577**

**Inlet A :** 6 Bolt Welded Flange  
**Box Size :** 7"L x 14"W x 12"H  
**Catalyst :** ECO II

**Outlet A :** 3 Bolt Welded Flange  
**Weight :** 7 lbs.  
**Package Type :** Boxed



-----10.25" O. A. L.-----

**NISSAN**

Altima	2005-06	V6	3.5L
Maxima	2004-05	V6	3.5L

**NISSAN VAN**

Quest	2004	V6	3.5L
-------	------	----	------

**40578**

**Inlet A :** 3 Bolt Welded Flange  
**Box Size :** 42"L x 10"W x 7"H  
**Catalyst :** Standard

**Outlet A :** 2 Bolt Welded Flange  
**Weight :** 13 lbs.  
**Package Type :** Boxed



-----41" O. A. L.-----

**NISSAN**

Altima	2005-06	V6	3.5L
Maxima	2004-06	V6	3.5L

**40578 (CONT'D)**

**NISSAN VAN**

Quest	2004-09	V6	3.5L
-------	---------	----	------

**40579**

**Inlet A :** 3 Bolt Welded Flange  
**Box Size :** 45"L x 15"W x 11"H  
**Catalyst :** ECO II

**Outlet A :** 2 Bolt Welded Flange  
**Weight :** 14 lbs.  
**Package Type :** Boxed



-----43" O. A. L.-----

**VOLVO**

S60	2005-09	L5	2.4L
S60	2004-09	L5	2.5L
S80	2004-06	L5	2.5L

**40580**

**Inlet A :** 9 Bolt Welded Flange  
**Box Size :** 10"L x 18"W x 14"H  
**Catalyst :** Standard

**Outlet A :** 2 Bolt Welded Flange  
**Weight :** 18 lbs.  
**Package Type :** Boxed



-----18" O. A. L.-----

**HYUNDAI**

Accent	2001-05	L4	1.6L
--------	---------	----	------

**40581**

**Inlet A :** 9 Bolt Welded Flange  
**Box Size :** 10"L x 18"W x 14"H  
**Catalyst :** Standard

**Outlet A :** 2 Bolt Welded Flange  
**Weight :** 25 lbs.  
**Package Type :** Boxed



-----19.75" O. A. L.-----

**HYUNDAI**

Elantra	1998	L4	1.8L
Elantra	1999-03	L4	2.0L

**40581 (CONT'D)**

**HYUNDAI (CONT'D)**

Tiburon	1997-01	L4	2.0L
Tiburon	2003-06	L4	2.0L

**40582**

**Inlet A : 6 Bolt Welded Flange**  
**Box Size : 10"L x 18"W x 14"H**  
**Catalyst : ECO II**

**Outlet A : 2 Bolt Welded Flange**  
**Weight : 16 lbs.**  
**Package Type : Boxed**



<-----15.5" O. A. L.----->

**HONDA**

Civic	2001-05	L4	1.7L
-------	---------	----	------

**40583**

**Inlet A : 5 Bolt Welded Flange**  
**Box Size : 10"L x 18"W x 14"H**  
**Catalyst : ECO III**

**Outlet A : 2 Bolt Welded Flange**  
**Weight : 17 lbs.**  
**Package Type : Boxed**



<-----20" O. A. L.----->

**TOYOTA TRUCK**

RAV4	2001-03	L4	2.0L
------	---------	----	------

**40584**

**Inlet A : 11 Bolt Welded Flange**  
**Box Size : 36"L x 11"W x 7"H**  
**Package Type : Boxed**

**Weight : 16 lbs.**  
**Catalyst : Standard**



**ACURA**

TL	1995-98	L5	2.5L
----	---------	----	------

**40586**

**Inlet A : 9 Bolt Welded Flange**  
**Box Size : 10"L x 18"W x 14"H**  
**Catalyst : Standard**

**Outlet A : 2 Bolt Welded Flange**  
**Weight : 22 lbs.**  
**Package Type : Boxed**



<-----20" O. A. L.----->

**HYUNDAI**

Accent	2000-02	L4	1.5L
--------	---------	----	------

**40587**

**Inlet A : 5 Bolt Welded Flange**  
**Box Size : 22"L x 19"W x 9"H**  
**Catalyst : ECO III**

**Outlet A : 2 Bolt Welded Flange**  
**Weight : 25 lbs.**  
**Package Type : Boxed**



<-----20" O. A. L.----->

**TOYOTA**

Camry	2002-09	L4	2.4L
Solara	2002-08	L4	2.4L

**40588**

**Inlet A : 4 Bolt Welded Flange**  
**Box Size : 33"L x 22"W x 10"H**  
**Catalyst : ECO III**

**Outlet A : 2 Bolt Welded Flange**  
**Weight : 12 lbs.**  
**Package Type : Boxed**



<-----24" O. A. L.----->

**LAND ROVER TRUCK**

Freelander	2002-03	V6	2.5L
------------	---------	----	------



## 40589

**Inlet A** : 2 Bolt Welded Flange  
**Box Size** : 36"L x 11"W x 7"H  
**Catalyst** : ECO II

**Outlet A** : 1.75" OD Pipe  
**Weight** : 9 lbs.  
**Package Type** : Boxed



←-----31" O. A. L.----->

### LAND ROVER TRUCK

Freelander	2002-05	V6	2.5L
------------	---------	----	------

## 40592

**Inlet A** : 3 Bolt Loose Flange  
**Box Size** : 32"L x 21"W x 17"H  
**Catalyst** : ECO II

**Outlet A** : 2.75" OD Pipe  
**Weight** : 13 lbs.  
**Package Type** : Boxed



←-----35" O. A. L.----->

### SAAB

9-3	2000-02	L4	2.0L
9-3	2000-02	L4	2.3L

## 40590

**Inlet A** : 3 Bolt Welded Flange  
**Box Size** : 45"L x 15"W x 11"H  
**Catalyst** : Standard

**Outlet A** : 2 Bolt Welded Flange  
**Weight** : 15 lbs.  
**Package Type** : Boxed



←-----45" O. A. L.----->

### LEXUS

GS300	1998-05	L6	3.0L
-------	---------	----	------

## 40593

**Inlet A** : 2 Bolt Welded Flange  
**Box Size** : 30"L x 8"W x 6"H  
**Catalyst** : ECO II

**Outlet A** : 3 Bolt Welded Flange  
**Weight** : 7 lbs.  
**Package Type** : Boxed



←-----23.5" O. A. L.----->

### HONDA

Civic	2003-05	L4	1.3L
-------	---------	----	------

## 40591

**Inlet A** : 2 Bolt Welded Flange  
**Box Size** : 19"L x 9"W x 5"H  
**Catalyst** : ECO II

**Outlet A** : 2 Bolt Welded Flange  
**Weight** : 9 lbs.  
**Package Type** : Boxed



←-----18" O. A. L.----->

### TOYOTA TRUCK

Tacoma	1995-00	L4	2.7L
--------	---------	----	------

## 40594

**Inlet A** : 4 Bolt Welded Flange  
**Box Size** : 45"L x 15"W x 11"H  
**Catalyst** : ECO II

**Outlet A** : 2.37" ID Pipe  
**Weight** : 10 lbs.  
**Package Type** : Boxed



←-----39" O. A. L.----->

### VOLKSWAGEN

Jetta	2005-07	L5	2.5L
Rabbit	2006-07	L5	2.5L

**40595**

**Inlet A :** 2 Bolt Loose Flange  
**Box Size :** 45"L x 15"W x 11"H  
**Catalyst :** ECO II

**Outlet A :** 2.325" OD Pipe  
**Weight :** 18 lbs.  
**Package Type :** Boxed



-----64" O. A. L.-----

**MERCEDES-BENZ TRUCK**

ML350	2003-05	V6	3.7L
-------	---------	----	------

**40596**

**Inlet A :** 2 Bolt Loose Flange  
**Box Size :** 32"L x 22"W x 10"H  
**Catalyst :** ECO II

**Outlet A :** 2.325" OD Pipe  
**Weight :** 17 lbs.  
**Package Type :** Boxed



-----60.5" O. A. L.-----

**MERCEDES-BENZ TRUCK**

ML350	2003-05	V6	3.7L
-------	---------	----	------

**40597**

**Inlet A :** 3 Bolt Welded Flange  
**Box Size :** 45"L x 15"W x 11"H  
**Catalyst :** ECO II

**Outlet A :** 2 Bolt Welded Flange  
**Weight :** 15 lbs.  
**Package Type :** Boxed



-----43.5" O. A. L.-----

**VOLVO**

S60	2003-09	L5	2.5L
V70	2005	L5	2.4L
V70	2003-07	L5	2.5L
XC70	2003-07	L5	2.5L

**VOLVO TRUCK**

XC90	2003-06	L5	2.5L
------	---------	----	------

**40598**

**Inlet A :** 6 Bolt Welded Flange  
**Box Size :** 30"L x 8"W x 6"H  
**Catalyst :** ECO III

**Outlet A :** 2 Bolt Welded Flange  
**Weight :** 9 lbs.  
**Package Type :** Boxed



-----24" O. A. L.-----

**TOYOTA TRUCK**

4Runner	2003-09	V6	4.0L
FJ Cruiser	2007-09	V6	4.0L
Tacoma	2005-08	V6	4.0L
Tundra	2005-06	V6	4.0L

**40599**

**Inlet A :** 6 Bolt Welded Flange  
**Box Size :** 30"L x 8"W x 6"H  
**Catalyst :** ECO III

**Outlet A :** 3 Bolt Welded Flange  
**Weight :** 9 lbs.  
**Package Type :** Boxed



-----25" O. A. L.-----

**TOYOTA TRUCK**

4Runner	2003-09	V6	4.0L
FJ Cruiser	2007-09	V6	4.0L
Tacoma	2005-08	V6	4.0L
Tundra	2005-06	V6	4.0L

**40602**

**Inlet A :** 7 Bolt Welded Flange  
**Box Size :** 7"L x 14"W x 12"H  
**Catalyst :** ECO II

**Outlet A :** 3 Bolt Welded Flange  
**Weight :** 14 lbs.  
**Package Type :** Boxed



-----11.5" O. A. L.-----

**MAZDA**

Millenia	1995-02	V6	2.3L
----------	---------	----	------

**40603**

**Inlet A** : 7 Bolt Welded Flange  
**Box Size** : 10"L x 18"W x 14"H  
**Catalyst** : Standard

**Outlet A** : 3 Bolt Welded Flange  
**Weight** : 15 lbs.  
**Package Type** : Boxed



-----15.5" O. A. L.-----


**MAZDA**

Millenia 1995-02 V6 2.3L

**40606**

**Inlet A** : 2 Bolt Welded Flange  
**Inlet B** : 3 Bolt Welded Flange  
**Box Size** : 75"L x 10"W x 5"H  
**Package Type** : Boxed

**Outlet A** : 2 Bolt Welded Flange  
**Weight** : 22 lbs.  
**Catalyst** : Standard



-----79" O. A. L.-----

**HYUNDAI TRUCK**

Santa Fe 2003-06 V6 3.5L

**40604**

**Inlet A** : 5 Bolt Welded Flange  
**Box Size** : 15"L x 8"W x 5"H  
**Catalyst** : ECO II

**Outlet A** : 2 Bolt Welded Flange  
**Weight** : 6 lbs.  
**Package Type** : Boxed



-----7" O. A. L.-----

**HYUNDAI TRUCK**

Santa Fe 2003-06 V6 3.5L

**40607**

**Inlet A** : 3 Bolt Welded Flange  
**Box Size** : 19"L x 9"W x 5"H  
**Catalyst** : ECO II

**Outlet A** : 3 Bolt Welded Flange  
**Weight** : 8 lbs.  
**Package Type** : Boxed



-----17.75" O. A. L.-----

**ACURA**

TSX 2004-08 L4 2.4L

**40605**

**Inlet A** : 5 Bolt Welded Flange  
**Box Size** : 15"L x 8"W x 5"H  
**Catalyst** : ECO II

**Outlet A** : 2 Bolt Welded Flange  
**Weight** : 6 lbs.  
**Package Type** : Boxed



-----8.75" O. A. L.-----

**HYUNDAI TRUCK**

Santa Fe 2003-06 V6 3.5L

**40608**

**Inlet A** : 2 Bolt Welded Flange  
**Box Size** : 36"L x 11"W x 7"H  
**Catalyst** : ECO II

**Outlet A** : 3 Bolt Welded Flange  
**Weight** : 11 lbs.  
**Package Type** : Boxed



-----27" O. A. L.-----

**ACURA**

RSX 2002-06 L4 2.0L

**HONDA**

Civic 2002-05 L4 2.0L

**40609**

**Inlet A** : 3 Bolt Welded Flange  
**Box Size** : 36"L x 11"W x 7"H  
**Catalyst** : ECO II

**Outlet A** : 3 Bolt Welded Flange  
**Weight** : 17 lbs.  
**Package Type** : Boxed



<-----32" O. A. L.----->

**PORSCHE TRUCK**

Cayenne	2004-06	V6	3.2L
---------	---------	----	------

**VOLKSWAGEN TRUCK**

Touareg	2004-06	V6	3.2L
---------	---------	----	------

**40610**

**Inlet A** : 3 Bolt Welded Flange  
**Box Size** : 36"L x 11"W x 7"H  
**Catalyst** : Standard

**Outlet A** : 2.5" OD Pipe  
**Weight** : 10 lbs.  
**Package Type** : Boxed



<-----28" O. A. L.----->

**PORSCHE TRUCK**

Cayenne	2004-06	V6	3.2L
---------	---------	----	------

**VOLKSWAGEN TRUCK**

Touareg	2004-06	V6	3.2L
---------	---------	----	------

**40611**

**Inlet A** : 6 Bolt Welded Flange  
**Box Size** : 10"L x 18"W x 14"H  
**Catalyst** : Standard

**Outlet A** : 4 Bolt Welded Flange  
**Weight** : 9 lbs.  
**Package Type** : Boxed



<-----15" O. A. L.----->

**VOLVO**

S80	2002-04	L6	2.9L
-----	---------	----	------

**40612**

**Inlet A** : 6 Bolt Welded Flange  
**Box Size** : 10"L x 18"W x 14"H  
**Catalyst** : Standard

**Outlet A** : 4 Bolt Welded Flange  
**Weight** : 10 lbs.  
**Package Type** : Boxed



<-----15" O. A. L.----->

**VOLVO**

S80	2002-04	L6	2.9L
-----	---------	----	------

**40613**

**Inlet A** : 4 Bolt Welded Flange  
**Inlet B** : 4 Bolt Welded Flange  
**Box Size** : 53"L x 12"W x 20"H  
**Package Type** : Unboxed

**Outlet A** : 2 Bolt Welded Flange  
**Weight** : 20 lbs.  
**Catalyst** : Standard



<-----52" O. A. L.----->

**VOLVO**

S80	2002-04	L6	2.9L
-----	---------	----	------

**40614**

**Inlet A** : 6 Bolt Welded Flange  
**Box Size** : 7"L x 14"W x 12"H  
**Catalyst** : ECO II

**Outlet A** : 3 Bolt Welded Flange  
**Weight** : 11 lbs.  
**Package Type** : Boxed



<-----15" O. A. L.----->

**MAZDA**

6	2003-05	V6	3.0L
---	---------	----	------

## 40615

**Inlet A** : 6 Bolt Welded Flange  
**Box Size** : 10"L x 18"W x 14"H  
**Catalyst** : ECO II

**Outlet A** : 2 Bolt Welded Flange  
**Weight** : 12 lbs.  
**Package Type** : Boxed



-----16" O. A. L.-----

### MAZDA

6	2003-05	V6	3.0L
---	---------	----	------

## 40618

**Inlet A** : 2 Bolt Welded Flange  
**Box Size** : 75"L x 10"W x 5"H  
**Catalyst** : ECO III

**Outlet A** : 2 Bolt Welded Flange  
**Weight** : 18 lbs.  
**Package Type** : Boxed



-----84.5" O. A. L.-----

### TOYOTA

Celica	2000-05	L4	1.8L
--------	---------	----	------

## 40616

**Inlet A** : 3 Bolt Welded Flange  
**Box Size** : 10"L x 18"W x 14"H  
**Catalyst** : ECO II

**Outlet A** : 2 Bolt Welded Flange  
**Weight** : 20 lbs.  
**Package Type** : Boxed



-----22" O. A. L.-----

### MERCURY VAN

Villager	1999-02	V6	3.3L
----------	---------	----	------

### NISSAN VAN

Quest	1999-02	V6	3.3L
-------	---------	----	------

## 40619

**Inlet A** : 2 Bolt Welded Flange  
**Box Size** : 30"L x 8"W x 6"H  
**Catalyst** : Standard

**Outlet A** : 2" OD Pipe  
**Weight** : 9 lbs.  
**Package Type** : Boxed



-----27" O. A. L.-----

### LEXUS TRUCK

RX350	2007-09	V6	3.5L
-------	---------	----	------

### TOYOTA TRUCK

Highlander	2004-07	V6	3.3L
Highlander	2008-10	V6	3.5L

## 40617

**Inlet A** : 6 Bolt Welded Flange  
**Box Size** : 7"L x 14"W x 12"H  
**Catalyst** : ECO II

**Outlet A** : 3 Bolt Welded Flange  
**Weight** : 13 lbs.  
**Package Type** : Boxed



-----17" O. A. L.-----


### MITSUBISHI

Galant	2004-12	L4	2.4L
--------	---------	----	------

## 40620

**Inlet A** : 4 Bolt Welded Flange  
**Box Size** : 45"L x 15"W x 11"H  
**Catalyst** : ECO II

**Outlet A** : 2.325" ID Pipe  
**Weight** : 22 lbs.  
**Package Type** : Boxed



-----66" O. A. L.-----

### AUDI

A3	2006-08	L4	2.0L
----	---------	----	------

### VOLKSWAGEN

Eos	2007-08	L4	2.0L
Golf	2006	L4	2.0L
GTI	2006-08	L4	2.0L

**40620 (CONT'D)**

**VOLKSWAGEN (CONT'D)**

Jetta	2006-08	L4	2.0L
-------	---------	----	------

**40623**

**Inlet A :** 2 Bolt Welded Flange  
**Box Size :** 32"L x 21"W x 17"H  
**Catalyst :** Standard

**Outlet A :** 2 Bolt Welded Flange  
**Weight :** 11 lbs.  
**Package Type :** Boxed



←-----33.5" O. A. L. ----->

**LEXUS TRUCK**

GX470	2005-09	V8	4.7L
-------	---------	----	------

**TOYOTA TRUCK**

4Runner	2005-09	V8	4.7L
---------	---------	----	------

**40625 (CONT'D)**

**VOLVO**

S40	2004-06	L5	2.4L
S40	2010	L5	2.4L
V50	2005-06	L5	2.4L

**40626**

**Inlet A :** 2 Bolt Welded Flange  
**Box Size :** 36"L x 11"W x 7"H  
**Catalyst :** Standard

**Outlet A :** 2 Bolt Welded Flange  
**Weight :** 10 lbs.  
**Package Type :** Boxed



←-----30.5" O. A. L. ----->

**MAZDA**

6	2003-05	V6	3.0L
---	---------	----	------

**40624**

**Inlet A :** 2 Bolt Welded Flange  
**Inlet B :** 3 Bolt Welded Flange  
**Box Size :** 36"L x 11"W x 7"H  
**Package Type :** Boxed

**Outlet A :** 2 Bolt Welded Flange  
**Weight :** 10 lbs.  
**Catalyst :** Standard



←-----33" O. A. L. ----->

**LEXUS TRUCK**

GX470	2005-09	V8	4.7L
-------	---------	----	------

**TOYOTA TRUCK**

4Runner	2005-09	V8	4.7L
---------	---------	----	------

**40627**

**Inlet A :** 3 Bolt Welded Flange  
**Box Size :** 30"L x 8"W x 6"H  
**Catalyst :** Standard

**Outlet A :** 2 Bolt Welded Flange  
**Weight :** 13 lbs.  
**Package Type :** Boxed



←-----21.5" O. A. L. ----->

**MAZDA**

6	2003-05	V6	3.0L
---	---------	----	------

**40625**

**Inlet A :** 4 Bolt Welded Flange  
**Box Size :** 36"L x 11"W x 7"H  
**Catalyst :** ECO II

**Outlet A :** 2 Bolt Welded Flange  
**Weight :** 11 lbs.  
**Package Type :** Boxed



←-----27.5" O. A. L. ----->

**40628**

**Inlet A :** 4 Bolt Welded Flange  
**Box Size :** 45"L x 15"W x 11"H  
**Catalyst :** ECO II

**Outlet A :** 2.375" OD Pipe  
**Weight :** 23 lbs.  
**Package Type :** Boxed



←-----64" O. A. L. ----->

**VOLKSWAGEN**

Passat	2006-08	L4	2.0L
--------	---------	----	------

## 40631

**Inlet A :** 3 Bolt Welded Flange  
**Box Size :** 24"L x 8"W x 5"H  
**Catalyst :** ECO II

**Outlet A :** 2.25" OD Pipe  
**Weight :** 7 lbs.  
**Package Type :** Boxed



-----19.5" O. A. L.-----

### VOLKSWAGEN

Golf	1996-99	V6	2.8L
Jetta	1996-99	V6	2.8L
Passat	1995-97	V6	2.8L

## 40632

**Inlet A :** 5 Bolt Welded Flange  
**Box Size :** 22"L x 19"W x 6"H  
**Catalyst :** ECO II

**Outlet A :** 2 Bolt Welded Flange  
**Weight :** 15 lbs.  
**Package Type :** Boxed



-----21" O. A. L.-----

### SCION

tC	2005-06	L4	2.4L
----	---------	----	------

### TOYOTA TRUCK

RAV4	2004-05	L4	2.4L
------	---------	----	------

## 40633

**Inlet A :** 2 Bolt Welded Flange  
**Box Size :** 75"L x 10"W x 5"H  
**Catalyst :** Standard

**Outlet A :** 2 Bolt Welded Flange  
**Weight :** 14 lbs.  
**Package Type :** Boxed



-----81.5" O. A. L.-----

### SCION

tC	2005-10	L4	2.4L
----	---------	----	------

## 40634

**Inlet A :** 3 Bolt Welded Flange  
**Box Size :** 32"L x 21"W x 17"H  
**Catalyst :** Standard

**Outlet A :** 2 Bolt Welded Flange  
**Weight :** 6 lbs.  
**Package Type :** Boxed



-----20.25" O. A. L.-----

### SUZUKI

Aerio	2002-03	L4	2.0L
-------	---------	----	------

## 40637

**Inlet A :** 8 Bolt Welded Flange  
**Box Size :** 36"L x 11"W x 6"H  
**Catalyst :** ECO III

**Outlet A :** 2 Bolt Welded Flange  
**Weight :** 14 lbs.  
**Package Type :** Boxed



-----29" O. A. L.-----

### INFINITI TRUCK

QX56	2004-10	V8	5.6L
------	---------	----	------

### NISSAN TRUCK

Armada	2005-15	V8	5.6L
Pathfinder	2008-12	V8	5.6L
Pathfinder Armada	2004	V8	5.6L
Titan	2004-15	V8	5.6L


### NISSAN VAN

NV2500	2012-17	V8	5.6L
NV3500	2012-17	V8	5.6L

## 40638

**Inlet A :** 8 Bolt Welded Flange  
**Box Size :** 36"L x 11"W x 6"H  
**Catalyst :** ECO III

**Outlet A :** 2 Bolt Welded Flange  
**Weight :** 14 lbs.  
**Package Type :** Boxed



-----29" O. A. L.-----

**40638 (CONT'D)**

**INFINITI TRUCK**

QX56	2004-10	V8	5.6L
------	---------	----	------

**NISSAN TRUCK**

Armada	2005-15	V8	5.6L
Pathfinder	2008-12	V8	5.6L
Pathfinder Armada	2004	V8	5.6L
Titan	2004-15	V8	5.6L

**NISSAN VAN**

NV2500	2012-15	V8	5.6L
NV3500	2012-15	V8	5.6L

**40639**

**Inlet A :** 2 Bolt Welded Flange  
**Box Size :** 30"L x 8"W x 6"H  
**Catalyst :** Standard

**Outlet A :** 2 Bolt Welded Flange  
**Weight :** 9 lbs.  
**Package Type :** Boxed



-----29.25" O. A. L.-----

**INFINITI TRUCK**

QX56	2004-10	V8	5.6L
------	---------	----	------

**NISSAN TRUCK**

Armada	2005-14	V8	5.6L
Pathfinder	2008-12	V8	5.6L
Titan	2004-14	V8	5.6L

**40640**

**Inlet A :** 2 Bolt Welded Flange  
**Box Size :** 30"L x 8"W x 6"H  
**Catalyst :** Standard

**Outlet A :** 2 Bolt Welded Flange  
**Weight :** 10 lbs.  
**Package Type :** Boxed



-----26" O. A. L.-----

**INFINITI TRUCK**

QX56	2004-10	V8	5.6L
------	---------	----	------

**NISSAN TRUCK**

Armada	2005-14	V8	5.6L
Pathfinder	2008-12	V8	5.6L
Titan	2004-14	V8	5.6L

**40642**

**Inlet A :** 6 Bolt Welded Flange  
**Box Size :** 10"L x 18"W x 14"H  
**Catalyst :** ECO II

**Outlet A :** 2 Bolt Welded Flange  
**Weight :** 10 lbs.  
**Package Type :** Boxed



-----15.5" O. A. L.-----

**LEXUS TRUCK**

RX330	2004-06	V6	3.3L
-------	---------	----	------

**TOYOTA TRUCK**

Highlander	2004-07	V6	3.3L
------------	---------	----	------

**TOYOTA VAN**

Sienna	2004-06	V6	3.3L
--------	---------	----	------

**40643**

**Inlet A :** 3 Bolt Welded Flange  
**Box Size :** 75"L x 10"W x 5"H  
**Catalyst :** ECO II

**Outlet A :** 2.156" OD Pipe  
**Weight :** 14 lbs.  
**Package Type :** Boxed



-----43.5" O. A. L.-----

**AUDI**

A4 Quattro	2002-05	V6	3.0L
------------	---------	----	------

**40644**

**Inlet A :** 3 Bolt Welded Flange  
**Box Size :** 75"L x 10"W x 5"H  
**Catalyst :** ECO II

**Outlet A :** 2.156" OD Pipe  
**Weight :** 14 lbs.  
**Package Type :** Boxed



-----45" O. A. L.-----

**AUDI**

A4 Quattro	2002-05	V6	3.0L
------------	---------	----	------



**40645**

**Inlet A** : 6 Bolt Welded Flange  
**Box Size** : 10"L x 18"W x 14"H  
**Catalyst** : ECO II

**Outlet A** : 3 Bolt Welded Flange  
**Weight** : 11 lbs.  
**Package Type** : Boxed



<-----16" O. A. L.----->

**MAZDA VAN**

MPV	2002-06	V6	3.0L
-----	---------	----	------

**40648**

**Inlet A** : 3 Bolt Welded Flange  
**Box Size** : 68"L x 14"W x 34"H  
**Catalyst** : ECO III

**Outlet A** : 2.5" OD Pipe  
**Weight** : 34 lbs.  
**Package Type** : Unboxed



<-----66" O. A. L.----->

**VOLKSWAGEN**

Passat	2006-08	V6	3.6L
--------	---------	----	------

**40646**

**Inlet A** : 6 Bolt Welded Flange  
**Box Size** : 7"L x 14"W x 12"H  
**Catalyst** : ECO II

**Outlet A** : 3 Bolt Welded Flange  
**Weight** : 11 lbs.  
**Package Type** : Boxed



<-----13" O. A. L.----->

**MAZDA VAN**

MPV	2002-06	V6	3.0L
-----	---------	----	------

**40649**

**Inlet A** : 2 Bolt Welded Flange  
**Box Size** : 45"L x 15"W x 11"H  
**Catalyst** : ECO II

**Outlet A** : 2" ID Pipe  
**Weight** : 11 lbs.  
**Package Type** : Boxed



<-----48" O. A. L.----->

**BMW**

325i	2006	L6	3.0L
325xi	2006	L6	3.0L
328i	2007-12	L6	3.0L
328xi	2007-08	L6	3.0L
330Ci	2006	L6	3.0L
330xi	2006	L6	3.0L

**40647**

**Inlet A** : 2 Bolt Welded Flange  
**Box Size** : 32"L x 22"W x 10"H  
**Catalyst** : ECO II

**Outlet A** : 2 Bolt Welded Flange  
**Weight** : 21 lbs.  
**Package Type** : Boxed



<-----25.5" O. A. L.----->

**KIA VAN**

Sedona	2002-05	V6	3.5L
--------	---------	----	------

**40650**

**Inlet A** : 2 Bolt Welded Flange  
**Box Size** : 45"L x 15"W x 11"H  
**Catalyst** : ECO II

**Outlet A** : 2" ID Pipe  
**Weight** : 11 lbs.  
**Package Type** : Boxed



<-----48" O. A. L.----->

**BMW**

325i	2006	L6	3.0L
325xi	2006	L6	3.0L
328i	2007-12	L6	3.0L

**40650 (CONT'D)**

**BMW (CONT'D)**

328xi	2007-08	L6	3.0L
330Ci	2006	L6	3.0L
330xi	2006	L6	3.0L

**40651**

**Inlet A :** 2 Bolt Loose Flange  
**Inlet B :** 2 Bolt Loose Flange  
**Box Size :** 75"L x 10"W x 5"H  
**Package Type :** Boxed

**Outlet A :** 2 Bolt Loose Flange  
**Weight :** 18 lbs.  
**Catalyst :** ECO II



<-----69" O. A. L.----->

**MERCEDES-BENZ**

CLS500	2006	V8	5.0L
E500	2003-06	V8	5.0L

**40652**

**Inlet A :** 2 Bolt Loose Flange  
**Box Size :** 75"L x 10"W x 5"H  
**Catalyst :** ECO II

**Outlet A :** 2.125" OD Pipe  
**Weight :** 17 lbs.  
**Package Type :** Boxed



<-----66.5" O. A. L.----->

**MERCEDES-BENZ**

CLS500	2006	V8	5.0L
E500	2003-06	V8	5.0L

**40653**

**Inlet A :** 6 Bolt Welded Flange  
**Box Size :** 22"L x 19"W x 9"H  
**Catalyst :** ECO III

**Outlet A :** 2 Bolt Welded Flange  
**Weight :** 25 lbs.  
**Package Type :** Boxed



<-----19" O. A. L.----->

**40653 (CONT'D)**

**KIA**

Rio	2003-05	L4	1.6L
-----	---------	----	------

**40654**

**Inlet A :** 9 Bolt Welded Flange  
**Box Size :** 22"L x 19"W x 9"H  
**Catalyst :** ECO III

**Outlet A :** 2 Bolt Welded Flange  
**Weight :** 14 lbs.  
**Package Type :** Boxed



<-----18" O. A. L.----->

**CHRYSLER**

Sebring	2001-05	L4	2.4L
---------	---------	----	------

**DODGE**

Stratus	2001-05	L4	2.4L
---------	---------	----	------

**MITSUBISHI**

Eclipse	2001-05	L4	2.4L
Galant	2001-03	L4	2.4L

**40656**

**Inlet A :** 4 Bolt Welded Flange  
**Box Size :** 15"L x 8"W x 5"H  
**Catalyst :** ECO II

**Outlet A :** 3 Bolt Welded Flange  
**Weight :** 6 lbs.  
**Package Type :** Boxed



<-----14" O. A. L.----->

**ACURA**

TL	2004-08	V6	3.2L
TL	2007-08	V6	3.5L

**ACURA TRUCK**

MDX	2003-06	V6	3.5L
MDX	2007-09	V6	3.7L

**HONDA**

Accord	2003-07	V6	3.0L
--------	---------	----	------

**HONDA TRUCK**

Pilot	2005-08	V6	3.5L
Ridgeline	2006-08	V6	3.5L

**HONDA VAN**

Odyssey	2005-10	V6	3.5L
---------	---------	----	------

**SATURN TRUCK**

Vue	2004-07	V6	3.5L
-----	---------	----	------

## 40657

**Inlet A** : 4 Bolt Welded Flange  
**Box Size** : 15"L x 8"W x 5"H  
**Catalyst** : ECO II

**Outlet A** : 3 Bolt Welded Flange  
**Weight** : 6 lbs.  
**Package Type** : Boxed



-----13.75" O. A. L.-----

### ACURA

TL	2004-08	V6	3.2L
TL	2007-08	V6	3.5L

### ACURA TRUCK

MDX	2003-06	V6	3.5L
MDX	2007-09	V6	3.7L

### HONDA

Accord	2003-07	V6	3.0L
--------	---------	----	------

### HONDA TRUCK

Pilot	2005-08	V6	3.5L
Ridgeline	2006-08	V6	3.5L

### HONDA VAN

Odyssey	2005-10	V6	3.5L
---------	---------	----	------

### SATURN TRUCK

Vue	2004-07	V6	3.5L
-----	---------	----	------

## 40658

**Inlet A** : 3 Bolt Welded Flange  
**Box Size** : 45"L x 15"W x 11"H  
**Catalyst** : ECO II

**Outlet A** : 2 Bolt Welded Flange  
**Weight** : 11 lbs.  
**Package Type** : Boxed



-----51.75" O. A. L.-----

### MITSUBISHI

Lancer	2004	L4	2.4L
--------	------	----	------

## 40659

**Inlet A** : 2 Bolt Welded Flange  
**Box Size** : 36"L x 11"W x 6"H  
**Catalyst** : ECO III

**Outlet A** : 2 Bolt Welded Flange  
**Weight** : 12 lbs.  
**Package Type** : Boxed



-----30.5" O. A. L.-----

### MAZDA

6	2003-08	L4	2.3L
---	---------	----	------

## 40660

**Inlet A** : 2 Bolt Welded Flange  
**Box Size** : 15"L x 8"W x 5"H  
**Catalyst** : Standard

**Outlet A** : 2.375" OD Pipe  
**Weight** : 6 lbs.  
**Package Type** : Boxed



-----19" O. A. L.-----

### TOYOTA VAN

Sienna	2004-06	V6	3.3L
--------	---------	----	------

## 40662

**Inlet A** : 6 Bolt Welded Flange  
**Box Size** : 42"L x 10"W x 7"H  
**Catalyst** : ECO II

**Outlet A** : 2.5" OD Pipe  
**Weight** : 20 lbs.  
**Package Type** : Boxed



-----41.25" O. A. L.-----

### AUDI

TT Quattro	2004-06	V6	3.2L
------------	---------	----	------

### VOLKSWAGEN

Golf	2004	V6	3.2L
------	------	----	------

**40663**

**Inlet A :** 6 Bolt Welded Flange  
**Box Size :** 7"L x 14"W x 12"H  
**Catalyst :** ECO II

**Outlet A :** 2 Bolt Welded Flange  
**Weight :** 13 lbs.  
**Package Type :** Boxed



<-----14.5" O. A. L.----->

<b>LEXUS</b>				
ES300	2002-03	V6	3.0L	
ES330	2004-06	V6	3.3L	
<b>TOYOTA</b>				
Camry	2002-06	V6	3.0L	
Camry	2004-06	V6	3.3L	
Solara	2004-08	V6	3.3L	

**40664**

**Inlet A :** 6 Bolt Welded Flange  
**Box Size :** 7"L x 14"W x 12"H  
**Catalyst :** ECO II

**Outlet A :** 2 Bolt Welded Flange  
**Weight :** 13 lbs.  
**Package Type :** Boxed



<-----15" O. A. L.----->

<b>LEXUS</b>				
ES330	2004-06	V6	3.3L	
<b>TOYOTA</b>				
Camry	2004-06	V6	3.3L	
Solara	2004-08	V6	3.3L	

**40665**

**Inlet A :** 2 Bolt Welded Flange  
**Inlet B :** 3 Bolt Welded Flange  
**Box Size :** 45"L x 15"W x 11"H  
**Package Type :** Boxed

**Outlet A :** 2 Bolt Welded Flange  
**Weight :** 15 lbs.  
**Catalyst :** Standard



<-----51.25" O. A. L.----->

**40665 (CONT'D)**

<b>LEXUS</b>				
ES330	2004-06	V6	3.3L	
<b>TOYOTA</b>				
Camry	2004-06	V6	3.3L	
Solara	2004-08	V6	3.3L	

**40666**

**Inlet A :** 8 Bolt Welded Flange  
**Box Size :** 10"L x 18"W x 14"H  
**Catalyst :** ECO II

**Outlet A :** 2 Bolt Welded Flange  
**Weight :** 18 lbs.  
**Package Type :** Boxed



<-----16" O. A. L.----->

<b>HYUNDAI</b>				
Elantra	2004-12	L4	2.0L	
Tiburon	2007-08	L4	2.0L	
<b>KIA</b>				
Soul	2010-11	L4	2.0L	
Spectra	2004-09	L4	2.0L	
Spectra5	2005-09	L4	2.0L	

**40667**

**Inlet A :** 2 Bolt Welded Flange  
**Box Size :** 15"L x 8"W x 5"H  
**Catalyst :** Standard

**Outlet A :** 2 Bolt Welded Flange  
**Weight :** 6 lbs.  
**Package Type :** Boxed



<-----13" O. A. L.----->

<b>HYUNDAI</b>				
Elantra	2007-12	L4	2.0L	
<b>KIA</b>				
Soul	2010-11	L4	2.0L	

## 40668

**Inlet A** : 2 Bolt Welded Flange  
**Box Size** : 36"L x 11"W x 7"H  
**Catalyst** : ECO III

**Outlet A** : 3 Bolt Welded Flange  
**Weight** : 11 lbs.  
**Package Type** : Boxed



←-----32" O. A. L.----->

### HONDA TRUCK

CR-V	2007-09	L4	2.4L
------	---------	----	------

## 40671

**Inlet A** : 2 Bolt Welded Flange  
**Box Size** : 75"L x 10"W x 5"H  
**Catalyst** : ECO II

**Outlet A** : 1.68" OD Pipe  
**Weight** : 18 lbs.  
**Package Type** : Boxed



←-----79" O. A. L.----->

### SCION VAN

xB	2004-06	L4	1.5L
----	---------	----	------

## 40669

**Inlet A** : 2 Bolt Welded Flange  
**Box Size** : 7"L x 14"W x 12"H  
**Catalyst** : ECO II

**Outlet A** : 2 Bolt Welded Flange  
**Weight** : 8 lbs.  
**Package Type** : Boxed



←-----14.5" O. A. L.----->

### MITSUBISHI

Mirage	1998-02	L4	1.5L
Mirage	1998-02	L4	1.8L

## 40672

**Inlet A** : 6 Bolt Welded Flange  
**Box Size** : 7"L x 14"W x 12"H  
**Catalyst** : ECO III

**Outlet A** : 2 Bolt Welded Flange  
**Weight** : 14 lbs.  
**Package Type** : Boxed



←-----15" O. A. L.----->

### LEXUS

ES350	2007-12	V6	3.5L
-------	---------	----	------

### TOYOTA

Avalon	2005-12	V6	3.5L
Camry	2007-11	V6	3.5L


### TOYOTA TRUCK

Venza	2009-15	V6	3.5L
-------	---------	----	------

## 40670

**Inlet A** : 2 Bolt Welded Flange  
**Box Size** : 15"L x 8"W x 5"H  
**Catalyst** : Standard

**Outlet A** : 2 Bolt Welded Flange  
**Weight** : 6 lbs.  
**Package Type** : Boxed



←-----13.5" O. A. L.----->

### MITSUBISHI

Mirage	1997-02	L4	1.5L
Mirage	1997-02	L4	1.8L

## 40673

**Inlet A** : 6 Bolt Welded Flange  
**Box Size** : 10"L x 18"W x 14"H  
**Catalyst** : ECO III

**Outlet A** : 2 Bolt Welded Flange  
**Weight** : 14 lbs.  
**Package Type** : Boxed



←-----14" O. A. L.----->

### LEXUS

ES350	2007-12	V6	3.5L
-------	---------	----	------

### TOYOTA

Avalon	2005-12	V6	3.5L
--------	---------	----	------

**40673 (CONT'D)**

**TOYOTA (CONT'D)**

Camry 2007-11 V6 3.5L

**TOYOTA TRUCK**

Venza 2009-15 V6 3.5L

**40674**

**Inlet A :** 9 Bolt Welded Flange  
**Box Size :** 10"L x 18"W x 14"H  
**Catalyst :** Standard

**Outlet A :** 3 Bolt Welded Flange  
**Weight :** 13 lbs.  
**Package Type :** Boxed



**MITSUBISHI**

Lancer 2002-07 L4 2.0L

**40675**

**Inlet A :** 3 Bolt Loose Flange  
**Inlet B :** 2 Bolt Loose Flange  
**Box Size :** 75"L x 10"W x 5"H  
**Package Type :** Boxed

**Outlet A :** 1.975" OD Pipe  
**Weight :** 13 lbs.  
**Catalyst :** ECO III



<-----50.25" O. A. L.----->

**AUDI**

A6 Quattro 2000 V8 4.2L

S6 2002-03 V8 4.2L

**40676**

**Inlet A :** 3 Bolt Loose Flange  
**Inlet B :** 2 Bolt Loose Flange  
**Box Size :** 75"L x 10"W x 5"H  
**Package Type :** Boxed

**Outlet A :** 1.967" OD Pipe  
**Weight :** 14 lbs.  
**Catalyst :** ECO III



<-----48" O. A. L.----->

**AUDI**

A6 Quattro 2000 V8 4.2L

**40676 (CONT'D)**

**AUDI (CONT'D)**

S6 2002-03 V8 4.2L

**40677**

**Inlet A :** 3 Bolt Welded Flange  
**Box Size :** 36"L x 11"W x 7"H  
**Catalyst :** ECO II

**Outlet A :** 2 Bolt Welded Flange  
**Weight :** 10 lbs.  
**Package Type :** Boxed



<-----21" O. A. L.----->

**SUZUKI**

SX4 2007-09 L4 2.0L

**40678**

**Inlet A :** 4 Bolt Welded Flange  
**Box Size :** 45"L x 15"W x 11"H  
**Catalyst :** ECO II

**Outlet A :** 2.17" OD Pipe  
**Weight :** 23 lbs.  
**Package Type :** Boxed



<-----42.25" O. A. L.----->

**VOLKSWAGEN**

Jetta 2004-05 L4 2.0L

**40679**

**Inlet A :** 2 Bolt Welded Flange  
**Inlet B :** 2 Bolt Loose Flange  
**Box Size :** 75"L x 10"W x 5"H  
**Package Type :** Boxed

**Outlet A :** 1.9" OD Pipe  
**Weight :** 20 lbs.  
**Catalyst :** Standard



<-----78.5" O. A. L.----->

**SUZUKI**

SX4 2007-09 L4 2.0L

## 40680

**Inlet A** : 5 Bolt Welded Flange  
**Box Size** : 30"L x 8"W x 6"H  
**Catalyst** : ECO II

**Outlet A** : 2 Bolt Welded Flange  
**Weight** : 10 lbs.  
**Package Type** : Boxed



←-----24.5" O. A. L.----->

### SUBARU

Impreza	2004-07	H4	2.5L
---------	---------	----	------

## 40681

**Inlet A** : 2 Bolt Welded Flange  
**Box Size** : 30"L x 8"W x 6"H  
**Catalyst** : Standard

**Outlet A** : 2 Bolt Welded Flange  
**Weight** : 9 lbs.  
**Package Type** : Boxed



←-----23" O. A. L.----->

### SUBARU

Impreza	2004-07	H4	2.5L
---------	---------	----	------

## 40682

**Inlet A** : 5 Bolt Welded Flange  
**Box Size** : 15"L x 8"W x 5"H  
**Catalyst** : ECO III

**Outlet A** : 2 Bolt Welded Flange  
**Weight** : 5 lbs.  
**Package Type** : Boxed



←-----6" O. A. L.----->

### HYUNDAI

XG300	2001	V6	3.0L
XG350	2002-05	V6	3.5L

### KIA

Amanti	2004-06	V6	3.5L
--------	---------	----	------

### KIA VAN

Sedona	2002-05	V6	3.5L
--------	---------	----	------

## 40683

**Inlet A** : 5 Bolt Welded Flange  
**Box Size** : 15"L x 8"W x 5"H  
**Catalyst** : ECO III

**Outlet A** : 2 Bolt Welded Flange  
**Weight** : 5 lbs.  
**Package Type** : Boxed



←-----5.75" O. A. L.----->

### HYUNDAI

XG300	2001	V6	3.0L
XG350	2002-05	V6	3.5L

### KIA

Amanti	2004-06	V6	3.5L
--------	---------	----	------

### KIA VAN

Sedona	2002-05	V6	3.5L
--------	---------	----	------

## 40684

**Inlet A** : 4 Bolt Welded Flange  
**Box Size** : 19"L x 9"W x 5"H  
**Catalyst** : ECO II

**Outlet A** : 3 Bolt Welded Flange  
**Weight** : 9 lbs.  
**Package Type** : Boxed



←-----17" O. A. L.----->

### AUDI

A4	2005-09	L4	2.0L
A4 Quattro	2005-09	L4	2.0L

## 40685

**Inlet A** : 3 Bolt Welded Flange  
**Box Size** : 36"L x 11"W x 7"H  
**Catalyst** : ECO II

**Outlet A** : 2 Bolt Welded Flange  
**Weight** : 13 lbs.  
**Package Type** : Boxed



←-----36.5" O. A. L.----->

### TOYOTA TRUCK

4Runner	1996-00	L4	2.7L
---------	---------	----	------

**40686**

**Inlet A** : 4 Bolt Welded Flange  
**Box Size** : 32"L x 22"W x 10"H  
**Catalyst** : Standard

**Outlet A** : 2 Bolt Welded Flange  
**Weight** : 17 lbs.  
**Package Type** : Boxed



-----34" O. A. L.-----

**MINI**

Cooper	2002-08	L4	1.6L
--------	---------	----	------

**40687**

**Inlet A** : 2 Bolt Welded Flange  
**Box Size** : 75"L x 10"W x 5"H  
**Catalyst** : ECO II

**Outlet A** : 2.375" OD Pipe  
**Weight** : 15 lbs.  
**Package Type** : Boxed



-----48" O. A. L.-----

**BMW**

540i	1999-03	V8	4.4L
740i	1999-01	V8	4.4L
740iL	1999-01	V8	4.4L

**40688**

**Inlet A** : 2 Bolt Welded Flange  
**Box Size** : 75"L x 10"W x 5"H  
**Catalyst** : ECO II

**Outlet A** : 2.375" OD Pipe  
**Weight** : 14 lbs.  
**Package Type** : Boxed



-----48" O. A. L.-----

**BMW**

540i	1999-03	V8	4.4L
740i	1999-01	V8	4.4L
740iL	1999-01	V8	4.4L

**40689**

**Inlet A** : 3 Bolt Welded Flange  
**Box Size** : 75"L x 10"W x 5"H  
**Catalyst** : ECO III

**Outlet A** : 2" OD Pipe  
**Weight** : 16 lbs.  
**Package Type** : Boxed



-----52" O. A. L.-----

**AUDI**

A6	2002-04	V6	3.0L
A6 Quattro	2002-04	V6	3.0L

**40690**

**Inlet A** : 3 Bolt Welded Flange  
**Box Size** : 75"L x 10"W x 5"H  
**Catalyst** : ECO III

**Outlet A** : 2" OD Pipe  
**Weight** : 16 lbs.  
**Package Type** : Boxed



-----50.5" O. A. L.-----

**AUDI**

A6	2002-04	V6	3.0L
A6 Quattro	2002-04	V6	3.0L

**40694**

**Inlet A** : 2 Bolt Welded Flange  
**Box Size** : 75"L x 10"W x 5"H  
**Catalyst** : Standard

**Outlet A** : 2 Bolt Welded Flange  
**Weight** : 16 lbs.  
**Package Type** : Boxed



-----48" O. A. L.-----

**TOYOTA**

Solara	2002-03	L4	2.4L
--------	---------	----	------



## 40695

**Inlet A** : 2 Bolt Welded Flange  
**Box Size** : 36"L x 11"W x 7"H  
**Catalyst** : ECO II

**Outlet A** : 2 Bolt Welded Flange  
**Weight** : 14 lbs.  
**Package Type** : Boxed



←-----33" O. A. L.----->

### NISSAN

Versa	2007-12	L4	1.8L
-------	---------	----	------

## 40696

**Inlet A** : 4 Bolt Welded Flange  
**Box Size** : 45"L x 15"W x 11"H  
**Catalyst** : ECO II

**Outlet A** : 2 Bolt Welded Flange  
**Weight** : 26 lbs.  
**Package Type** : Boxed



←-----38.5" O. A. L.----->

### VOLVO

S80	1999-01	L6	2.8L
-----	---------	----	------

## 40698

**Inlet A** : 2 Bolt Welded Flange  
**Box Size** : 24"L x 8"W x 5"H  
**Catalyst** : ECO II

**Outlet A** : 2 Bolt Welded Flange  
**Weight** : 8 lbs.  
**Package Type** : Boxed



←-----18.5" O. A. L.----->

### MITSUBISHI TRUCK

Outlander	2003-06	L4	2.4L
-----------	---------	----	------

## 40699

**Inlet A** : 3 Bolt Welded Flange  
**Inlet B** : 2 Bolt Welded Flange  
**Box Size** : 75"L x 10"W x 5"H  
**Package Type** : Boxed

**Outlet A** : 2 Bolt Welded Flange  
**Weight** : 19 lbs.  
**Catalyst** : ECO II



←-----56.5" O. A. L.----->

### SUBARU

Legacy	2004-05	H4	2.5L
Outback	2004-05	H4	2.5L

## 40700

**Inlet A** : 3 Bolt Welded Flange  
**Box Size** : 75"L x 10"W x 5"H  
**Catalyst** : ECO III

**Outlet A** : 2 Bolt Welded Flange  
**Weight** : 14 lbs.  
**Package Type** : Boxed



←-----46" O. A. L.----->

### SUBARU

Legacy	2004-05	H4	2.5L
Outback	2004-05	H4	2.5L

## 40701

**Inlet A** : 5 Bolt Welded Flange  
**Box Size** : 15"L x 8"W x 5"H  
**Catalyst** : ECO II

**Outlet A** : 2 Bolt Welded Flange  
**Weight** : 8 lbs.  
**Package Type** : Boxed



←-----20.5" O. A. L.----->

### SUBARU

Impreza	2008-12	H4	2.5L
---------	---------	----	------

**40702**

**Inlet A** : 2 Bolt Welded Flange  
**Box Size** : 36"L x 11"W x 7"H  
**Catalyst** : ECO III

**Outlet A** : 2 Bolt Welded Flange  
**Weight** : 12 lbs.  
**Package Type** : Boxed



-----34" O. A. L.-----

**SUBARU**

Forester	2009-13	H4	2.5L
Impreza	2008-14	H4	2.5L
Legacy	2005-09	H4	2.5L
Outback	2005-09	H4	2.5L

**40703**

**Inlet A** : 5 Bolt Welded Flange  
**Box Size** : 10"L x 18"W x 14"H  
**Catalyst** : ECO II

**Outlet A** : 2 Bolt Welded Flange  
**Weight** : 20 lbs.  
**Package Type** : Boxed



-----22" O. A. L.-----

**TOYOTA TRUCK**

Highlander	2001-03	L4	2.4L
------------	---------	----	------

**40704**

**Inlet A** : 8 Bolt Welded Flange  
**Box Size** : 12"L x 14"W x 7"H  
**Catalyst** : ECO II

**Outlet A** : 2 Bolt Welded Flange  
**Weight** : 11 lbs.  
**Package Type** : Boxed



-----13.5" O. A. L.-----

**HYUNDAI TRUCK**

Santa Fe	2007-09	V6	3.3L
Veracruz	2007-12	V6	3.8L

**40705**

**Inlet A** : 8 Bolt Welded Flange  
**Box Size** : 7"L x 14"W x 12"H  
**Catalyst** : ECO III

**Outlet A** : 2 Bolt Welded Flange  
**Weight** : 11 lbs.  
**Package Type** : Boxed



-----10" O. A. L.-----

**HYUNDAI TRUCK**

Santa Fe	2007-09	V6	3.3L
Veracruz	2007-12	V6	3.8L

**40706**

**Inlet A** : 2 Bolt Welded Flange  
**Inlet B** : 2 Bolt Loose Flange  
**Box Size** : 19"L x 9"W x 5"H  
**Package Type** : Boxed

**Outlet A** : 2 Bolt Welded Flange  
**Weight** : 6 lbs.  
**Catalyst** : Standard



-----16" O. A. L.-----

**HYUNDAI**

Sonata	2006-07	V6	3.3L
--------	---------	----	------

**HYUNDAI TRUCK**

Santa Fe	2007-09	V6	2.7L
Santa Fe	2007	V6	3.3L

**40707**

**Inlet A** : 2 Bolt Welded Flange  
**Inlet B** : 3 Bolt Welded Flange  
**Box Size** : 45"L x 15"W x 11"H  
**Package Type** : Boxed

**Outlet A** : 2 Bolt Welded Flange  
**Weight** : 19 lbs.  
**Catalyst** : ECO III



-----50" O. A. L.-----

**TOYOTA**

Camry	1997-01	V6	3.0L
Solara	1999-02	V6	3.0L

## 40708

**Inlet A** : 3 Bolt Welded Flange  
**Box Size** : 13"L x 5"W x 5"H  
**Catalyst** : Standard

**Outlet A** : 3 Bolt Welded Flange  
**Weight** : 4 lbs.  
**Package Type** : Boxed



-----6.75" O. A. L.-----

### SUZUKI

Foreza	2004-08	L4	2.0L
Reno	2005-08	L4	2.0L

## 40709

**Inlet A** : 2 Bolt Welded Flange  
**Inlet B** : 2 Bolt Welded Flange  
**Box Size** : 45"L x 15"W x 11"H  
**Package Type** : Boxed

**Outlet A** : 2 Bolt Welded Flange  
**Weight** : 17 lbs.  
**Catalyst** : Standard



-----48.75" O. A. L.-----

### LEXUS

ES350	2007-12	V6	3.5L
-------	---------	----	------

### TOYOTA

Avalon	2005-12	V6	3.5L
Camry	2007-11	V6	3.5L

## 40710

**Inlet A** : 3 Bolt Welded Flange  
**Box Size** : 15"L x 7"W x 5"H  
**Catalyst** : ECO III

**Outlet A** : 2 Bolt Welded Flange  
**Weight** : 7 lbs.  
**Package Type** : Boxed



-----12" O. A. L.-----

### NISSAN TRUCK

Frontier	2005-11	V6	4.0L
Pathfinder	2005-10	V6	4.0L
Xterra	2005-10	V6	4.0L

## 40710 (CONT'D)

### NISSAN VAN

NV1500	2012-16	V6	4.0L
NV2500	2012-16	V6	4.0L
NV3500	2012-16	V6	4.0L

### SUZUKI TRUCK

Equator	2009-12	V6	4.0L
---------	---------	----	------

## 40711

**Inlet A** : 3 Bolt Welded Flange  
**Box Size** : 16"L x 7"W x 6"H  
**Catalyst** : ECO III

**Outlet A** : 2 Bolt Welded Flange  
**Weight** : 7 lbs.  
**Package Type** : Boxed



-----13.5" O. A. L.-----

### NISSAN TRUCK

Frontier	2005-12	V6	4.0L
Pathfinder	2005-10	V6	4.0L
Xterra	2005-10	V6	4.0L

### NISSAN VAN

NV1500	2012-16	V6	4.0L
NV2500	2012-16	V6	4.0L
NV3500	2012-16	V6	4.0L

### SUZUKI TRUCK

Equator	2009-12	V6	4.0L
---------	---------	----	------

## 40712

**Inlet A** : 2 Bolt Welded Flange  
**Box Size** : 33"L x 22"W x 10"H  
**Catalyst** : ECO III

**Outlet A** : 2 Bolt Welded Flange  
**Weight** : 24 lbs.  
**Package Type** : Boxed



-----82" O. A. L.-----

### TOYOTA

Prius	2004-09	L4	1.5L
-------	---------	----	------

**40713**

**Inlet A :** 2 Bolt Welded Flange  
**Inlet B :** 2 Bolt Welded Flange  
**Box Size :** 44"L x 26"W x 12"H  
**Package Type :** Boxed

**Outlet A :** 2 Bolt Welded Flange  
**Weight :** 21 lbs.  
**Catalyst :** Standard



<-----47" O. A. L.----->

**LEXUS**

GS430	2001-05	V8	4.3L
-------	---------	----	------

**40716**

**Inlet A :** 3 Bolt Welded Flange  
**Box Size :** 24"L x 8"W x 5"H  
**Catalyst :** Standard

**Outlet A :** 2 Bolt Welded Flange  
**Weight :** 9 lbs.  
**Package Type :** Boxed



<-----22" O. A. L.----->

**MAZDA VAN**

MPV	2000-01	V6	2.5L
-----	---------	----	------

**40714**

**Inlet A :** 6 Bolt Welded Flange  
**Box Size :** 18"L x 15"W x 10"H  
**Catalyst :** ECO III

**Outlet A :** 2 Bolt Welded Flange  
**Weight :** 12 lbs.  
**Package Type :** Boxed



<-----15" O. A. L.----->

**FORD**

Contour	1995-00	V6	2.5L
---------	---------	----	------

**MAZDA VAN**

MPV	2000-01	V6	2.5L
-----	---------	----	------

**MERCURY**

Cougar	1999-02	V6	2.5L
Mystique	1995-00	V6	2.5L

**40717**

**Inlet A :** 2 Bolt Loose Flange  
**Inlet B :** 2 Bolt Welded Flange  
**Box Size :** 80"L x 10"W x 5"H  
**Package Type :** Boxed

**Outlet A :** 2.17" OD Pipe  
**Weight :** 15 lbs.  
**Catalyst :** ECO II



<-----57.25" O. A. L.----->

**BMW**

840Ci	1994-95	V8	4.0L
-------	---------	----	------

**40718**

**Inlet A :** 2 Bolt Loose Flange  
**Inlet B :** 2 Bolt Welded Flange  
**Box Size :** 80"L x 10"W x 5"H  
**Package Type :** Boxed

**Outlet A :** 2.17" OD Pipe  
**Weight :** 15 lbs.  
**Catalyst :** ECO II



<-----57" O. A. L.----->

**BMW**

840Ci	1994-95	V8	4.0L
-------	---------	----	------

**40715**

**Inlet A :** 6 Bolt Welded Flange  
**Box Size :** 14"L x 12"W x 7"H  
**Catalyst :** ECO III

**Outlet A :** 2 Bolt Welded Flange  
**Weight :** 9 lbs.  
**Package Type :** Boxed



<-----13" O. A. L.----->

**MAZDA VAN**

MPV	2000-01	V6	2.5L
-----	---------	----	------

**40719**

**Inlet A** : 9 Bolt Welded Flange  
**Box Size** : 10"L x 18"W x 14"H  
**Catalyst** : ECO III

**Outlet A** : 2 Bolt Welded Flange  
**Weight** : 20 lbs.  
**Package Type** : Boxed



-----18.5" O. A. L.-----

**HYUNDAI**

Accent	2006-11	L4	1.6L
--------	---------	----	------

**KIA**

Rio	2006-11	L4	1.6L
Rio5	2006-11	L4	1.6L

**40720**

**Inlet A** : 2 Bolt Welded Flange  
**Box Size** : 15"L x 8"W x 5"H  
**Catalyst** : Standard

**Outlet A** : 2 Bolt Welded Flange  
**Weight** : 6 lbs.  
**Package Type** : Boxed



-----13.25" O. A. L.-----

**HYUNDAI**

Accent	2006-11	L4	1.6L
--------	---------	----	------

**KIA**

Rio	2006-11	L4	1.6L
Rio5	2006-11	L4	1.6L

**40721**

**Inlet A** : 6 Bolt Welded Flange  
**Box Size** : 10"L x 18"W x 14"H  
**Catalyst** : ECO III

**Outlet A** : 2 Bolt Welded Flange  
**Weight** : 11 lbs.  
**Package Type** : Boxed



-----15.5" O. A. L.-----

**LEXUS**

ES300	2002-03	V6	3.0L
-------	---------	----	------

**40721 (CONT'D)**

**TOYOTA**

Camry	2002-06	V6	3.0L
-------	---------	----	------

**40722**

**Inlet A** : 2 Bolt Welded Flange  
**Box Size** : 36"L x 11"W x 6"H  
**Catalyst** : ECO III

**Outlet A** : 2 Bolt Welded Flange  
**Weight** : 8 lbs.  
**Package Type** : Boxed



-----28" O. A. L.-----

**MITSUBISHI TRUCK**

Montero Sport	1999-00	V6	3.0L
---------------	---------	----	------

**40723**

**Inlet A** : 2 Bolt Welded Flange  
**Box Size** : 30"L x 8"W x 6"H  
**Weight** : 9 lbs.  
**Package Type** : Boxed

**Outlet A** : 2 Bolt Welded Flange  
**Outlet B** : 2 Bolt Welded Flange  
**Catalyst** : ECO III



-----21.5" O. A. L.-----

**MITSUBISHI TRUCK**

Montero Sport	1999-00	V6	3.0L
---------------	---------	----	------

**40724**

**Inlet A** : 8 Bolt Welded Flange  
**Box Size** : 36"L x 11"W x 7"H  
**Catalyst** : Standard

**Outlet A** : 2 Bolt Welded Flange  
**Weight** : 10 lbs.  
**Package Type** : Boxed



-----32" O. A. L.-----

**BMW**

525i	2001-03	L6	2.5L
530i	2001-03	L6	3.0L

**BMW TRUCK**

X5	2001-06	L6	3.0L
----	---------	----	------

**40725**

**Inlet A :** 8 Bolt Welded Flange  
**Box Size :** 36"L x 11"W x 7"H  
**Catalyst :** Standard

**Outlet A :** 2 Bolt Welded Flange  
**Weight :** 10 lbs.  
**Package Type :** Boxed



-----23" O. A. L.-----

<b>BMW</b>			
525i	2001-03	L6	2.5L
530i	2001-03	L6	3.0L
<b>BMW TRUCK</b>			
X5	2001-06	L6	3.0L

**40726**

**Inlet A :** 7 Bolt Welded Flange  
**Box Size :** 7"L x 14"W x 12"H  
**Catalyst :** ECO III

**Outlet A :** 2 Bolt Welded Flange  
**Weight :** 9 lbs.  
**Package Type :** Boxed



-----15" O. A. L.-----

<b>HYUNDAI TRUCK</b>			
Santa Fe	2001-04	V6	2.7L

**40727**

**Inlet A :** 7 Bolt Welded Flange  
**Box Size :** 7"L x 14"W x 12"H  
**Catalyst :** ECO III

**Outlet A :** 2 Bolt Welded Flange  
**Weight :** 9 lbs.  
**Package Type :** Boxed



-----15" O. A. L.-----

<b>HYUNDAI TRUCK</b>			
Santa Fe	2001-06	V6	2.7L

**40728**

**Inlet A :** 3 Bolt Welded Flange  
**Box Size :** 45"L x 15"W x 15"H  
**Catalyst :** ECO III

**Outlet A :** 2" OD Pipe  
**Weight :** 17 lbs.  
**Package Type :** Boxed



-----48" O. A. L.-----

<b>AUDI</b>			
A6 Quattro	2001-04	V8	4.2L

**40729**

**Inlet A :** 3 Bolt Welded Flange  
**Box Size :** 45"L x 15"W x 15"H  
**Catalyst :** ECO III

**Outlet A :** 2" OD Pipe  
**Weight :** 17 lbs.  
**Package Type :** Boxed



-----47" O. A. L.-----

<b>AUDI</b>			
A6 Quattro	2001-04	V8	4.2L

**40730**

**Inlet A :** 3 Bolt Flat Welded Flange  
**Box Size :** 7"L x 14"W x 12"H  
**Weight :** 7 lbs.  
**Package Type :** Boxed

**Outlet A :** 2 Bolt Flat Welded Flange  
**Outlet B :** Welded Ring  
**Catalyst :** ECO III



-----13.5" O. A. L.-----

<b>HONDA</b>			
Insight	2000-06	L3	1.0L

**40731**

**Inlet A :** 2 Bolt Welded Flange  
**Box Size :** 30"L x 8"W x 5"H  
**Catalyst :** Standard

**Outlet A :** 3 Bolt Welded Flange  
**Weight :** 9 lbs.  
**Package Type :** Boxed



-----28" O. A. L.-----

**HONDA**

Insight	2000-01	L3	1.0L
---------	---------	----	------

**40732**

**Inlet A :** 2 Bolt Loose Flange  
**Box Size :** 68"L x 11"W x 9"H  
**Catalyst :** ECO III

**Outlet A :** 2 Bolt Loose Flange  
**Weight :** 16 lbs.  
**Package Type :** Unboxed



-----67.25" O. A. L.-----

**MERCEDES-BENZ**

E320	2004-05	V6	3.2L
------	---------	----	------

**40733**

**Inlet A :** 4 Bolt Welded Flange  
**Box Size :** 22"L x 10"W x 11"H  
**Catalyst :** ECO III

**Outlet A :** 2 Bolt Welded Flange  
**Weight :** 20 lbs.  
**Package Type :** Boxed



-----52" O. A. L.-----

**ISUZU TRUCK**

Rodeo	2001-03	L4	2.2L
Rodeo Sport	2001-03	L4	2.2L

**40734**

**Inlet A :** 4 Bolt Welded Flange  
**Box Size :** 46"L x 16"W x 16"H  
**Catalyst :** ECO GM

**Outlet A :** 2 Bolt Welded Flange  
**Weight :** 16 lbs.  
**Package Type :** Boxed



-----37" O. A. L.-----

**VOLVO**

S60	2001-05	L5	2.4L
V70	2003-07	L5	2.4L

**40735**

**Inlet A :** 5 Bolt Welded Flange  
**Box Size :** 14"L x 12"W x 7"H  
**Catalyst :** ECO III

**Outlet A :** 2 Bolt Welded Flange  
**Weight :** 7 lbs.  
**Package Type :** Boxed



-----5.75" O. A. L.-----

**KIA TRUCK**

Sorento	2003-06	V6	3.5L
---------	---------	----	------

**40736**

**Inlet A :** 9 Bolt Welded Flange  
**Box Size :** 18"L x 14"W x 10"H  
**Catalyst :** ECO III

**Outlet A :** 2 Bolt Welded Flange  
**Weight :** 19 lbs.  
**Package Type :** Boxed



-----18" O. A. L.-----

**HYUNDAI TRUCK**

Tucson	2005-07	L4	2.0L
--------	---------	----	------

**KIA TRUCK**

Sportage	2005-08	L4	2.0L
----------	---------	----	------

**40737**

**Inlet A :** 2 Bolt Welded Flange  
**Box Size :** 15"L x 8"W x 5"H  
**Catalyst :** Standard

**Outlet A :** 2 Bolt Welded Flange  
**Weight :** 6 lbs.  
**Package Type :** Boxed



<-----12" O. A. L.----->

**HYUNDAI TRUCK**

Tucson	2006-08	L4	2.0L
--------	---------	----	------

**KIA TRUCK**

Sportage	2005-09	L4	2.0L
----------	---------	----	------

**40741**

**Inlet A :** 3 Bolt Welded Flange  
**Box Size :** 75"L x 10"W x 5"H  
**Catalyst :** ECO III

**Outlet A :** 1.3125" OD Pipe  
**Weight :** 12 lbs.  
**Package Type :** Boxed



<-----50.25" O. A. L.----->

**AUDI**

A6	1998-99	V6	2.8L
----	---------	----	------

A6 Quattro	1998-99	V6	2.8L
------------	---------	----	------

**VOLKSWAGEN**

Passat	1998-99	V6	2.8L
--------	---------	----	------

**40739**

**Inlet A :** 2 Bolt Welded Flange  
**Box Size :** 30"L x 8"W x 5"H  
**Catalyst :** ECO III

**Outlet A :** 2 Bolt Welded Flange  
**Weight :** 11 lbs.  
**Package Type :** Boxed



<-----25" O. A. L.----->

**HONDA**

Fit	2007-08	L4	1.5L
-----	---------	----	------

**40742**

**Inlet A :** 3 Bolt Welded Flange  
**Box Size :** 75"L x 10"W x 45"H  
**Catalyst :** ECO III

**Outlet A :** 1.3125" OD Pipe  
**Weight :** 11 lbs.  
**Package Type :** Boxed



<-----48.25" O. A. L.----->

**AUDI**

A6	1998-99	V6	2.8L
----	---------	----	------

A6 Quattro	1998-99	V6	2.8L
------------	---------	----	------

**VOLKSWAGEN**

Passat	1998-99	V6	2.8L
--------	---------	----	------

**40740**

**Inlet A :** 2 Bolt Loose Flange  
**Box Size :** 70"L x 12"W x 9"H  
**Catalyst :** ECO III

**Outlet A :** 2.1875" OD Pipe  
**Weight :** 17 lbs.  
**Package Type :** Unboxed



<-----70" O. A. L.----->

**MERCEDES-BENZ**

E320	2004-05	V6	3.2L
------	---------	----	------

**40743**

**Inlet A :** 3 Bolt Welded Flange  
**Box Size :** 75"L x 10"W x 5"H  
**Catalyst :** ECO III

**Outlet A :** 2 Bolt Welded Flange  
**Weight :** 18 lbs.  
**Package Type :** Boxed



<-----45" O. A. L.----->

**MAZDA**

RX-8	2004-08	R2	1.3L
------	---------	----	------



**40745**

**Inlet A** : 2 Bolt Welded Flange  
**Box Size** : 30"L x 9"W x 6"H  
**Catalyst** : Standard

**Outlet A** : 2 Bolt Welded Flange  
**Weight** : 8 lbs.  
**Package Type** : Boxed



-----27.25" O. A. L.----->

**NISSAN TRUCK**

Frontier	2005-11	V6	4.0L
Pathfinder	2005-10	V6	4.0L
Xterra	2005-10	V6	4.0L

**NISSAN VAN**

NV1500	2012-16	V6	4.0L
NV2500	2012-16	V6	4.0L
NV3500	2012-16	V6	4.0L

**SUZUKI TRUCK**

Equator	2009-12	V6	4.0L
---------	---------	----	------

**40746**

**Inlet A** : 2 Bolt Welded Flange  
**Box Size** : 30"L x 9"W x 6"H  
**Catalyst** : Standard

**Outlet A** : 2 Bolt Welded Flange  
**Weight** : 8 lbs.  
**Package Type** : Boxed



-----29" O. A. L.----->

**NISSAN TRUCK**

Frontier	2005-11	V6	4.0L
Pathfinder	2005-10	V6	4.0L
Xterra	2005-10	V6	4.0L

**NISSAN VAN**

NV1500	2012-16	V6	4.0L
NV2500	2012-16	V6	4.0L
NV3500	2012-16	V6	4.0L

**SUZUKI TRUCK**

Equator	2009-12	V6	4.0L
---------	---------	----	------

**40747**

**Inlet A** : 2 Bolt Welded Flange  
**Inlet B** : 2 Bolt Welded Flange  
**Box Size** : 33"L x 22"W x 9"H  
**Package Type** : Boxed

**Outlet A** : 2 Bolt Welded Flange  
**Weight** : 15 lbs.  
**Catalyst** : ECO III



-----31.5" O. A. L.----->

**MITSUBISHI TRUCK**

Montero	2001-02	V6	3.5L
---------	---------	----	------

**40748**

**Inlet A** : 2 Bolt Loose Flange  
**Box Size** : 43"L x 21"W x 11"H  
**Catalyst** : ECO III

**Outlet A** : 2 Bolt Loose Flange  
**Weight** : 17 lbs.  
**Package Type** : Boxed



-----60" O. A. L.----->

**MERCEDES-BENZ**

S430	2003-06	V8	4.3L
S500	2003-06	V8	5.0L

**40749**

**Inlet A** : 2 Bolt Loose Flange  
**Box Size** : 43"L x 21"W x 11"H  
**Catalyst** : ECO III

**Outlet A** : 2.135" OD Pipe  
**Weight** : 17 lbs.  
**Package Type** : Boxed



-----64.5" O. A. L.----->

**MERCEDES-BENZ**

S430	2003-06	V8	4.3L
S500	2003-06	V8	5.0L

**40750**

**Inlet A :** 2 Bolt Welded Flange  
**Box Size :** 46"L x 16"W x 16"H  
**Catalyst :** Standard

**Outlet A :** 2.04" OD Pipe  
**Weight :** 14 lbs.  
**Package Type :** Boxed



-----47" O. A. L.-----

**LEXUS TRUCK**

RX330	2004-06	V6	3.3L
-------	---------	----	------

**40752**

**Inlet A :** 7 Bolt Welded Flange  
**Inlet B :** 2 Bolt Welded Flange  
**Box Size :** 22"L x 19"W x 9"H  
**Package Type :** Boxed

**Outlet A :** 2 Bolt Welded Flange  
**Weight :** 16 lbs.  
**Catalyst :** ECO III



-----22" O. A. L.-----

**MITSUBISHI TRUCK**

Endeavor	2004-08	V6	3.8L
Endeavor	2010-11	V6	3.8L

**40753**

**Inlet A :** 6 Bolt Welded Flange  
**Box Size :** 7"L x 14"W x 12"H  
**Catalyst :** ECO III

**Outlet A :** 3 Bolt Welded Flange  
**Weight :** 9 lbs.  
**Package Type :** Boxed



-----10.75" O. A. L.-----

**NISSAN**

Maxima	2006	V6	3.5L
--------	------	----	------

**NISSAN VAN**

Quest	2005-09	V6	3.5L
-------	---------	----	------

**40754**

**Inlet A :** 2 Bolt Welded Flange  
**Inlet B :** 2 Bolt Welded Flange  
**Box Size :** 46"L x 16"W x 16"H  
**Package Type :** Boxed

**Outlet A :** 2 Bolt Welded Flange  
**Weight :** 18 lbs.  
**Catalyst :** Standard



-----51" O. A. L.-----

**HYUNDAI**

XG300	2001	V6	3.0L
XG350	2002-05	V6	3.5L

**KIA**

Amanti	2004-06	V6	3.5L
--------	---------	----	------

**40755**

**Inlet A :** 2 Bolt Loose Flange  
**Box Size :** 42"L x 10"W x 7"H  
**Catalyst :** ECO III

**Outlet A :** 2 Bolt Loose Flange  
**Weight :** 17 lbs.  
**Package Type :** Boxed



-----64.5" O. A. L.-----

**MERCEDES-BENZ**

E430	1998-02	V8	4.3L
------	---------	----	------

**40756**

**Inlet A :** 2 Bolt Loose Flange  
**Box Size :** 32"L x 21"W x 17"H  
**Catalyst :** ECO III

**Outlet A :** 2.125" OD Pipe  
**Weight :** 22 lbs.  
**Package Type :** Boxed



-----68.5" O. A. L.-----

**MERCEDES-BENZ**

E430	1998-02	V8	4.3L
------	---------	----	------

**40757**

**Inlet A :** 3 Bolt Welded Flange  
**Box Size :** 46"L x 16"W x 16"H  
**Catalyst :** ECO II

**Outlet A :** 2.1875" OD Pipe  
**Weight :** 12 lbs.  
**Package Type :** Boxed



<-----44" O. A. L.----->

**AUDI**

A4 Quattro 2002-04 V6 3.0L

**40758**

**Inlet A :** 3 Bolt Welded Flange  
**Box Size :** 46"L x 16"W x 16"H  
**Catalyst :** ECO III

**Outlet A :** 2.125" OD Pipe  
**Weight :** 16 lbs.  
**Package Type :** Boxed



<-----45" O. A. L.----->

**AUDI**

A4 Quattro 2002-04 V6 3.0L

**40760**

**Inlet A :** 2 Bolt Welded Flange  
**Box Size :** 75"L x 10"W x 5"H  
**Catalyst :** ECO III

**Outlet A :** 2 Bolt Welded Flange  
**Weight :** 17 lbs.  
**Package Type :** Boxed



<-----47.5" O. A. L.----->

**TOYOTA TRUCK**

Tacoma 2005-12 L4 2.7L

**40761**

**Inlet A :** 2 Bolt Welded Flange  
**Inlet B :** 2 Bolt Welded Flange  
**Box Size :** 36"L x 11"W x 7"H  
**Package Type :** Boxed

**Outlet A :** 2 Bolt Welded Flange  
**Weight :** 11 lbs.  
**Catalyst :** ECO III



<-----23" O. A. L.----->

**LEXUS TRUCK**

RX300 1999-03 V6 3.0L

**TOYOTA TRUCK**

Highlander 2001-03 V6 3.0L

**40765**

**Inlet A :** 5 Bolt Welded Flange  
**Box Size :** 22"L x 19"W x 9"H  
**Catalyst :** ECO III

**Outlet A :** 2 Bolt Welded Flange  
**Weight :** 10 lbs.  
**Package Type :** Boxed



<-----17.5" O. A. L.----->

**HONDA**

Civic 2003-05 L4 1.3L

**40766**

**Inlet A :** 2 Bolt Welded Flange  
**Box Size :** 30"L x 8"W x 5"H  
**Catalyst :** ECO II

**Outlet A :** 2" OD Pipe  
**Weight :** 8 lbs.  
**Package Type :** Boxed



<-----30" O. A. L.----->

**MITSUBISHI**

Galant 2004-12 L4 2.4L

**BUYERS GUIDE**

**40767**

**Inlet A** : 2 Bolt Welded Flange  
**Inlet B** : 2 Bolt Welded Flange  
**Box Size** : 44"L x 26"W x 12"H  
**Package Type** : Boxed

**Outlet A** : 2 Bolt Welded Flange  
**Weight** : 22 lbs.  
**Catalyst** : Standard



-----36" O. A. L.-----

**TOYOTA TRUCK**

Tacoma 2005-11 V6 4.0L

**40771**

**Inlet A** : 2 Bolt Welded Flange  
**Box Size** : 44"L x 26"W x 12"H  
**Catalyst** : ECO III

**Outlet A** : 3 Bolt Welded Flange  
**Weight** : 25 lbs.  
**Package Type** : Boxed



-----49" O. A. L.-----

**TOYOTA TRUCK**

Tundra 2005-06 V8 4.7L

**40768**

**Inlet A** : 2 Bolt Welded Flange  
**Box Size** : 25"L x 8"W x 5"H  
**Catalyst** : Standard

**Outlet A** : 2 Bolt Welded Flange  
**Weight** : 8 lbs.  
**Package Type** : Boxed



-----23.5" O. A. L.-----

**TOYOTA TRUCK**

Tacoma 2005-11 V6 4.0L

**40772**

**Inlet A** : 3 Bolt Welded Flange  
**Box Size** : 36"L x 12"W x 7"H  
**Catalyst** : ECO III

**Outlet A** : 2 Bolt Welded Flange  
**Weight** : 10 lbs.  
**Package Type** : Boxed



-----34.25" O. A. L.-----

**TOYOTA TRUCK**

Tundra 2005-06 V8 4.7L

**40770**

**Inlet A** : 2 Bolt Welded Flange  
**Box Size** : 19"L x 9"W x 5"H  
**Catalyst** : ECO III

**Outlet A** : 3 Bolt Welded Flange  
**Weight** : 7 lbs.  
**Package Type** : Boxed



-----17.25" O. A. L.-----

**HONDA TRUCK**

CR-V 1997-01 L4 2.0L

**40773**

**Inlet A** : 2 Bolt Welded Flange  
**Box Size** : 36"L x 12"W x 7"H  
**Catalyst** : ECO III

**Outlet A** : 2 Bolt Welded Flange  
**Weight** : 12 lbs.  
**Package Type** : Boxed



-----29" O. A. L.-----

**MITSUBISHI TRUCK**

Montero Sport 1999-00 V6 3.5L

## 40774

**Inlet A :** 2 Bolt Welded Flange  
**Inlet B :** 2 Bolt Loose Flange  
**Box Size :** 30"L x 9"W x 6"H  
**Package Type :** Boxed

**Outlet A :** 2 Bolt Welded Flange  
**Weight :** 15 lbs.  
**Catalyst :** ECO III



-----24.875" O. A. L.-----

### MITSUBISHI TRUCK

Montero Sport	1999-00	V6	3.5L
---------------	---------	----	------

## 40775

**Inlet A :** 2 Bolt Welded Flange  
**Box Size :** 24"L x 8"W x 4"H  
**Catalyst :** Standard

**Outlet A :** 2 Bolt Welded Flange  
**Weight :** 8 lbs.  
**Package Type :** Boxed



-----18" O. A. L.-----

### MITSUBISHI TRUCK

Montero Sport	1997-00	V6	3.0L
Montero Sport	1999-00	V6	3.5L

## 40776

**Inlet A :** 4 Bolt Welded Flange  
**Box Size :** 42"L x 10"W x 7"H  
**Catalyst :** ECO III

**Outlet A :** 2.375" OD Pipe  
**Weight :** 20 lbs.  
**Package Type :** Boxed



-----39" O. A. L.-----

### VOLKSWAGEN

Golf	2010	L5	2.5L
Jetta	2005-10	L5	2.5L
Rabbit	2006-09	L5	2.5L

## 40777

**Inlet A :** 7 Bolt Welded Flange  
**Box Size :** 18"L x 14"W x 10"H  
**Catalyst :** ECO III

**Outlet A :** 2 Bolt Welded Flange  
**Weight :** 15 lbs.  
**Package Type :** Boxed



-----18" O. A. L.-----

### MITSUBISHI

Eclipse	2006-12	V6	3.8L
Galant	2004-09	V6	3.8L

## 40778

**Inlet A :** 2 Bolt Welded Flange  
**Box Size :** 24"L x 8"W x 5"H  
**Catalyst :** Standard

**Outlet A :** 2.25" OD Pipe  
**Weight :** 7 lbs.  
**Package Type :** Boxed



-----22.75" O. A. L.-----


### MITSUBISHI

Galant	2004-05	V6	3.8L
--------	---------	----	------

## 40779

**Inlet A :** 3 Bolt Welded Flange  
**Box Size :** 46"L x 16"W x 16"H  
**Catalyst :** ECO GM

**Outlet A :** 2 Bolt Welded Flange  
**Weight :** 17 lbs.  
**Package Type :** Boxed



-----49" O. A. L.-----

### TOYOTA TRUCK

Tundra	2003-04	V8	4.7L
--------	---------	----	------

**40780**

**Inlet A :** 3 Bolt Welded Flange  
**Box Size :** 30"L x 9"W x 6"H  
**Catalyst :** ECO III

**Outlet A :** 2 Bolt Welded Flange  
**Weight :** 10 lbs.  
**Package Type :** Boxed



<-----29.25" O. A. L.----->

**TOYOTA TRUCK**

Tundra	2003-04	V8	4.7L
--------	---------	----	------

**40781**

**Inlet A :** 3 Bolt Welded Flange  
**Inlet B :** 3 Bolt Welded Flange  
**Box Size :** 43"L x 21"W x 11"H  
**Package Type :** Boxed

**Outlet A :** 4 Bolt Welded Flange  
**Weight :** 15 lbs.  
**Catalyst :** Standard



<-----46" O. A. L.----->

**PORSCHE**

968	1992-95	L4	3.0L
-----	---------	----	------

**40782**

**Inlet A :** 2 Bolt Welded Flange  
**Inlet B :** 2 Bolt Welded Flange  
**Box Size :** 50"L x 11"W x 6"H  
**Package Type :** Boxed

**Outlet A :** 2 Bolt Welded Flange  
**Weight :** 21 lbs.  
**Catalyst :** Standard



<-----51" O. A. L.----->

**LEXUS**

ES300	2002-03	V6	3.0L
-------	---------	----	------

**TOYOTA**

Camry	2002-06	V6	3.0L
-------	---------	----	------

**40784**

**Inlet A :** 6 Bolt Welded Flange  
**Box Size :** 18"L x 14"W x 10"H  
**Catalyst :** ECO III

**Outlet A :** 2 Bolt Welded Flange  
**Weight :** 12 lbs.  
**Package Type :** Boxed



<-----17" O. A. L.----->

**LEXUS TRUCK**

RX400h	2006-08	V6	3.3L
--------	---------	----	------

**TOYOTA TRUCK**

Highlander	2006-10	V6	3.3L
------------	---------	----	------

**40785**

**Inlet A :** 7 Bolt Welded Flange  
**Box Size :** 14"L x 12"W x 7"H  
**Catalyst :** ECO III

**Outlet A :** 3 Bolt Welded Flange  
**Weight :** 18 lbs.  
**Package Type :** Boxed



<-----16" O. A. L.----->

**KIA**

Rio	2001-02	L4	1.5L
-----	---------	----	------

**40786**

**Inlet A :** 2 Bolt Welded Flange  
**Box Size :** 25.25"L x 8.75"W x 4.5"H  
**Package Type :** Boxed

**Outlet A :** 2.25" OD Pipe  
**Weight :** 8 lbs.  
**Catalyst :** ECO III



<-----19.875" O. A. L.----->

**LEXUS TRUCK**

RX300	1999-03	V6	3.0L
-------	---------	----	------

**TOYOTA TRUCK**

Highlander	2001-03	V6	3.0L
------------	---------	----	------

**40787**

**Inlet A** : 2 Bolt Welded Flange  
**Box Size** : 30"L x 9"W x 6"H  
**Catalyst** : Standard

**Outlet A** : 2.25" OD Pipe  
**Weight** : 6 lbs.  
**Package Type** : Boxed



-----24" O. A. L.-----

**TOYOTA TRUCK**

RAV4	2006-08	L4	2.4L
RAV4	2009-12	L4	2.5L

**40788**

**Inlet A** : 2 Bolt Welded Flange  
**Box Size** : 19"L x 9"W x 5"H  
**Catalyst** : Standard

**Outlet A** : 2 Bolt Welded Flange  
**Weight** : 5 lbs.  
**Package Type** : Boxed



-----16.75" O. A. L.-----

**HYUNDAI**

Azera	2006-09	V6	3.8L
-------	---------	----	------

**KIA**

Amanti	2007-09	V6	3.8L
--------	---------	----	------

**40789**

**Inlet A** : 2 Bolt Welded Flange  
**Weight** : 3 lbs.  
**Package Type** : Boxed

**Outlet A** : 2 Bolt Welded Flange  
**Catalyst** : Standard



-----9.6875" O. A. L.-----

**KIA**

Spectra	2007-09	L4	2.0L
Spectra5	2007-09	L4	2.0L

**40790**

**Inlet A** : 2 Bolt Welded Flange  
**Box Size** : 19"L x 9"W x 5"H  
**Catalyst** : Standard

**Outlet A** : 2 Bolt Welded Flange  
**Weight** : 7 lbs.  
**Package Type** : Boxed



-----15.75" O. A. L.-----

**HYUNDAI**

Sonata	2006-14	L4	2.4L
--------	---------	----	------

**KIA**

Forte	2010-13	L4	2.4L
Optima	2006-15	L4	2.4L
Rondo	2007-10	L4	2.4L

**40791**

**Inlet A** : 2 Bolt Welded Flange  
**Box Size** : 75"L x 10"W x 5"H  
**Catalyst** : Standard

**Outlet A** : 2 Bolt Welded Flange  
**Weight** : 11 lbs.  
**Package Type** : Boxed



-----51.5" O. A. L.-----

**NISSAN**

Sentra	2002-06	L4	2.5L
--------	---------	----	------

**40792**

**Inlet A** : 2 Bolt Welded Flange  
**Box Size** : 26"L x 12"W x 7"H  
**Catalyst** : Standard

**Outlet A** : 2 Bolt Welded Flange  
**Weight** : 11 lbs.  
**Package Type** : Boxed



-----40.5" O. A. L.-----

**MAZDA**

Protege	2001-03	L4	2.0L
Protege5	2002-03	L4	2.0L

**BUYERS GUIDE**

**40793**

**Inlet A** : 8 Bolt Welded Flange  
**Box Size** : 14"L x 12"W x 7"H  
**Catalyst** : ECO III

**Outlet A** : 2 Bolt Welded Flange  
**Weight** : 16 lbs.  
**Package Type** : Boxed



-----13.5" O. A. L.-----

**HYUNDAI**

Azera	2007-08	V6	3.3L
Azera	2006-10	V6	3.8L
Sonata	2006-07	V6	3.3L

**HYUNDAI VAN**

Entourage	2007-08	V6	3.8L
-----------	---------	----	------

**KIA**

Amanti	2007-09	V6	3.8L
--------	---------	----	------

**KIA VAN**

Sedona	2006-10	V6	3.8L
--------	---------	----	------

**40794**

**Inlet A** : 8 Bolt Welded Flange  
**Box Size** : 14"L x 12"W x 7"H  
**Catalyst** : ECO III

**Outlet A** : 2 Bolt Welded Flange  
**Weight** : 16 lbs.  
**Package Type** : Boxed



-----13" O. A. L.-----

**HYUNDAI**

Azera	2007-08	V6	3.3L
Azera	2006-10	V6	3.8L
Sonata	2006-07	V6	3.3L

**HYUNDAI VAN**

Entourage	2007-08	V6	3.8L
-----------	---------	----	------

**KIA**

Amanti	2007-09	V6	3.8L
--------	---------	----	------

**KIA VAN**

Sedona	2006-10	V6	3.8L
--------	---------	----	------

**40795**

**Inlet A** : 7 Bolt Welded Flange  
**Box Size** : 14"L x 12"W x 7"H  
**Catalyst** : ECO III

**Outlet A** : 2 Bolt Welded Flange  
**Weight** : 16 lbs.  
**Package Type** : Boxed



-----15" O. A. L.-----

**HYUNDAI**

Sonata	2002-05	V6	2.7L
Tiburon	2003-08	V6	2.7L

**KIA**

Optima	2001	V6	2.5L
Optima	2002-06	V6	2.7L

**40796**

**Inlet A** : 7 Bolt Welded Flange  
**Box Size** : 14"L x 12"W x 7"H  
**Catalyst** : ECO III

**Outlet A** : 2 Bolt Welded Flange  
**Weight** : 16 lbs.  
**Package Type** : Boxed



-----14" O. A. L.-----

**HYUNDAI**

Sonata	1999-01	V6	2.5L
Sonata	2002-05	V6	2.7L
Tiburon	2003-08	V6	2.7L

**KIA**

Optima	2001	V6	2.5L
Optima	2002-06	V6	2.7L

**40797**

**Inlet A** : 3 Bolt Welded Flange  
**Inlet B** : 3 Bolt Welded Flange  
**Box Size** : 46"L x 15"W x 15"H  
**Package Type** : Boxed

**Outlet A** : 2.5" OD Pipe  
**Weight** : 43 lbs.  
**Catalyst** : ECO III



-----70" O. A. L.-----



## 40797 (CONT'D)

### AUDI

A3 Quattro 2006-09 V6 3.2L

## 40798

**Inlet A** : 2 Bolt Welded Flange  
**Box Size** : 19"L x 9"W x 5"H  
**Catalyst** : Standard

**Outlet A** : 2 Bolt Welded Flange  
**Weight** : 8 lbs.  
**Package Type** : Boxed



-----15.5" O. A. L. -----

### KIA TRUCK

Sorento 2003-06 V6 3.5L

## 40799

**Inlet A** : 2 Bolt Welded Flange  
**Box Size** : 36"L x 12"W x 7"H  
**Catalyst** : ECO III

**Outlet A** : 3 Bolt Welded Flange  
**Weight** : 14 lbs.  
**Package Type** : Boxed



-----31.8125" O. A. L. -----

### HONDA

Insight 2002-06 L3 1.0L

## 40800

**Inlet A** : 5 Bolt Welded Flange  
**Box Size** : 18"L x 14"W x 10"H  
**Weight** : 15 lbs.  
**Package Type** : Boxed

**Outlet A** : 3 Bolt Welded Flange  
 w/ Hanger  
**Catalyst** : ECO III



-----21" O. A. L. -----

### NISSAN

Altima 2007-12 L4 2.5L

## 40801

**Inlet A** : 2 Bolt Loose Flange  
**Inlet B** : 2 Bolt Loose Flange  
**Box Size** : 33"L x 22"W x 10"H  
**Package Type** : Boxed

**Outlet A** : 3 Bolt Loose Flange  
**Weight** : 20 lbs.  
**Catalyst** : ECO III



-----69.5" O. A. L. -----

### MERCEDES-BENZ

C240	2003-05	V6	2.6L
C320	2003-05	V6	3.2L

## 40802

**Inlet A** : 2 Bolt Loose Flange  
**Box Size** : 43"L x 21"W x 11"H  
**Catalyst** : ECO III

**Outlet A** : 2" OD Pipe  
**Weight** : 26 lbs.  
**Package Type** : Boxed



-----59" O. A. L. -----

### MERCEDES-BENZ

C240	2003-05	V6	2.6L
C320	2003-05	V6	3.2L

## 40805

**Inlet A** : 2 Bolt Welded Flange  
**Box Size** : 67"L x 12"W x 6"H  
**Catalyst** : Standard

**Outlet A** : 2 Bolt Welded Flange  
**Weight** : 15 lbs.  
**Package Type** : Unboxed



-----66.75" O. A. L. -----

### MAZDA

Miata	1999-00	L4	1.8L
-------	---------	----	------

**40806**

**Inlet A :** 7 Bolt Welded Flange  
**Box Size :** 14"L x 12"W x 7"H  
**Catalyst :** ECO III

**Outlet A :** 2 Bolt Welded Flange  
**Weight :** 16 lbs.  
**Package Type :** Boxed



-----15" O. A. L.-----

**HYUNDAI TRUCK**

Santa Fe	2005-06	V6	2.7L
Tucson	2005-09	V6	2.7L

**KIA TRUCK**

Sportage	2005-10	V6	2.7L
----------	---------	----	------

**40807**

**Inlet A :** 7 Bolt Welded Flange  
**Box Size :** 14"L x 12"W x 7"H  
**Catalyst :** ECO III

**Outlet A :** 2 Bolt Welded Flange  
**Weight :** 9 lbs.  
**Package Type :** Boxed



-----13.75" O. A. L.-----

**HYUNDAI TRUCK**

Tucson	2005-09	V6	2.7L
--------	---------	----	------

**KIA TRUCK**

Sportage	2005-10	V6	2.7L
----------	---------	----	------

**40808**

**Inlet A :** 2 Bolt Welded Flange  
**Box Size :** 19"L x 9"W x 5"H  
**Catalyst :** Standard

**Outlet A :** 2 Bolt Welded Flange  
**Weight :** 7 lbs.  
**Package Type :** Boxed



-----17" O. A. L.-----

**HYUNDAI TRUCK**

Tucson	2005-09	V6	2.7L
--------	---------	----	------

**KIA TRUCK**

Sportage	2005-10	V6	2.7L
----------	---------	----	------

**40809**

**Inlet A :** 2 Bolt Welded Flange  
**Box Size :** 37"L x 12"W x 7"H  
**Catalyst :** ECO III

**Outlet A :** 2 Bolt Welded Flange  
**Weight :** 13 lbs.  
**Package Type :** Boxed



-----31" O. A. L.-----

**NISSAN**

Sentra	2007-12	L4	2.0L
--------	---------	----	------

**40810**

**Inlet A :** 5 Bolt Welded Flange  
**Box Size :** 22"L x 19"W x 9"H  
**Catalyst :** ECO III

**Outlet A :** 2 Bolt Welded Flange  
**Weight :** 17 lbs.  
**Package Type :** Boxed



-----19" O. A. L.-----

**NISSAN**

Altima	2002-06	L4	2.5L
Sentra	2002-06	L4	2.5L

**40812**

**Inlet A :** 4 Bolt Welded Flange  
**Box Size :** 42"L x 10"W x 7"H  
**Catalyst :** ECO III

**Outlet A :** 2.25" OD Pipe  
**Weight :** 13 lbs.  
**Package Type :** Boxed



-----36.5" O. A. L.-----

**VOLKSWAGEN**

Beetle	2006-09	L5	2.5L
--------	---------	----	------

**40813**

**Inlet A** : 6 Bolt Welded Flange  
**Box Size** : 14"L x 12"W x 7"H  
**Catalyst** : ECO III

**Outlet A** : 2 Bolt Welded Flange  
**Weight** : 8 lbs.  
**Package Type** : Boxed



<-----16" O. A. L.----->

**LEXUS TRUCK**

RX350	2007-15	V6	3.5L
-------	---------	----	------

**TOYOTA TRUCK**

Highlander	2008-15	V6	3.5L
RAV4	2006-12	V6	3.5L

**TOYOTA VAN**

Sienna	2007-16	V6	3.5L
--------	---------	----	------

**40815**

**Inlet A** : 8 Bolt Welded Flange  
**Box Size** : 36"L x 12"W x 7"H  
**Catalyst** : ECO III

**Outlet A** : 2 Bolt Welded Flange  
**Weight** : 13 lbs.  
**Package Type** : Boxed



<-----33.5" O. A. L.----->

**BMW**

325Ci	2001-06	L6	2.5L
325i	2001-05	L6	2.5L
325xi	2001-05	L6	2.5L
330Ci	2001-06	L6	3.0L
330i	2001-05	L6	3.0L
Z3	2001-02	L6	2.5L
Z3	2001-02	L6	3.0L
Z4	2003-05	L6	2.5L
Z4	2003-05	L6	3.0L

**BMW TRUCK**

X3	2004-06	L6	2.5L
X3	2004-06	L6	3.0L

**40816**

**Inlet A** : 8 Bolt Welded Flange  
**Box Size** : 21"L x 19"W x 8"H  
**Catalyst** : ECO III

**Outlet A** : 2 Bolt Welded Flange  
**Weight** : 12 lbs.  
**Package Type** : Boxed



<-----23" O. A. L.----->

**BMW**

325Ci	2001-06	L6	2.5L
325i	2001-05	L6	2.5L
325xi	2001-05	L6	2.5L
330Ci	2001-06	L6	3.0L
330i	2001-05	L6	3.0L
Z3	2001-02	L6	2.5L
Z3	2001-02	L6	3.0L
Z4	2003-05	L6	2.5L
Z4	2003-05	L6	3.0L

**BMW TRUCK**

X3	2004-06	L6	2.5L
X3	2004-06	L6	3.0L

**40817**

**Inlet A** : 3 Bolt Loose Flange  
**Box Size** : 24"L x 8"W x 4"H  
**Catalyst** : ECO III

**Outlet A** : 3 Bolt Welded Flange  
**Weight** : 8 lbs.  
**Package Type** : Boxed



<-----19.25" O. A. L.----->

**VOLKSWAGEN TRUCK**

Touareg	2004-07	V8	4.2L
---------	---------	----	------

**40818**

**Inlet A :** 3 Bolt Loose Flange  
**Box Size :** 25"L x 8"W x 5"H  
**Catalyst :** ECO III

**Outlet A :** 3 Bolt Welded Flange  
**Weight :** 8 lbs.  
**Package Type :** Boxed



<-----22.5" O. A. L.----->

**VOLKSWAGEN TRUCK**

Touareg	2004-07	V8	4.2L
---------	---------	----	------

**40819**

**Inlet A :** 3 Bolt Welded Flange  
**Box Size :** 36"L x 11"W x 6"H  
**Catalyst :** Standard

**Outlet A :** 2.375" OD Pipe  
**Weight :** 10 lbs.  
**Package Type :** Boxed



<-----28.5" O. A. L.----->

**VOLKSWAGEN TRUCK**

Touareg	2004-07	V8	4.2L
---------	---------	----	------

**40820**

**Inlet A :** 3 Bolt Welded Flange  
**Box Size :** 36"L x 11"W x 6"H  
**Catalyst :** Standard

**Outlet A :** 2.375" OD Pipe  
**Weight :** 10 lbs.  
**Package Type :** Boxed



<-----28.125" O. A. L.----->

**VOLKSWAGEN TRUCK**

Touareg	2004-07	V8	4.2L
---------	---------	----	------

**40821**

**Inlet A :** 5 Bolt Welded Flange  
**Box Size :** 21"L x 19"W x 8"H  
**Catalyst :** ECO III

**Outlet A :** 2 Bolt Welded Flange  
**Weight :** 16 lbs.  
**Package Type :** Boxed



<-----21" O. A. L.----->

**PONTIAC**

Vibe	2009-10	L4	2.4L
------	---------	----	------

**SCION**

tC	2007-10	L4	2.4L
----	---------	----	------

**TOYOTA**

Corolla	2009-10	L4	2.4L
Matrix	2009-13	L4	2.4L

**40822**

**Inlet A :** 3 Bolt Welded Flange  
**Box Size :** 33"L x 22"W x 10"H  
**Catalyst :** ECO III

**Outlet A :** 2 Bolt Welded Flange  
**Weight :** 11 lbs.  
**Package Type :** Boxed



<-----39" O. A. L.----->

**CHEVROLET TRUCK**

Equinox	2008-09	V6	3.6L
---------	---------	----	------

**PONTIAC TRUCK**

Torrent	2008-09	V6	3.6L
---------	---------	----	------

**SUZUKI TRUCK**

XL-7	2007-09	V6	3.6L
------	---------	----	------

**40823**

**Inlet A :** 3 Bolt Welded Flange  
**Box Size :** 18"L x 14"W x 10"H  
**Catalyst :** ECO III

**Outlet A :** 2 Bolt Welded Flange  
**Weight :** 9 lbs.  
**Package Type :** Boxed



<-----18.5" O. A. L.----->

## 40823 (CONT'D)

### CHEVROLET TRUCK

Equinox	2008-09	V6	3.6L
---------	---------	----	------

### PONTIAC TRUCK

Torrent	2008-09	V6	3.6L
---------	---------	----	------

### SATURN TRUCK

Vue	2008-10	V6	3.6L
-----	---------	----	------

### SUZUKI TRUCK

XL-7	2007-09	V6	3.6L
------	---------	----	------

## 40824

**Inlet A** : 8 Bolt Welded Flange  
**Box Size** : 36"L x 12"W x 7"H  
**Catalyst** : ECO III

**Outlet A** : 2 Bolt Welded Flange  
**Weight** : 12 lbs.  
**Package Type** : Boxed



-----29.5625" O. A. L.-----


### BMW

323Ci	2000	L6	2.5L
323i	1999-00	L6	2.5L
328Ci	2000	L6	2.8L
328i	1999-00	L6	2.8L
528i	1999-00	L6	2.8L
Z3	1999-00	L6	2.5L
Z3	1999-00	L6	2.8L

## 40826

**Inlet A** : 2 Bolt Welded Flange  
**Box Size** : 46"L x 16"W x 16"H  
**Catalyst** : ECO III

**Outlet A** : 2 Bolt Welded Flange  
**Weight** : 22 lbs.  
**Package Type** : Boxed



-----82.5" O. A. L.-----

### SCION

xD	2008-12	L4	1.8L
----	---------	----	------

## 40827

**Inlet A** : 8 Bolt Welded Flange  
**Box Size** : 9"L x 6"W x 30"H  
**Catalyst** : ECO III

**Outlet A** : 2 Bolt Welded Flange  
**Weight** : 18 lbs.  
**Package Type** : Boxed



-----29" O. A. L.-----

### LEXUS TRUCK

GX470	2005-09	V8	4.7L
-------	---------	----	------

### TOYOTA TRUCK

4Runner	2005-09	V8	4.7L
---------	---------	----	------

## 40825

**Inlet A** : 8 Bolt Welded Flange  
**Box Size** : 18"L x 14"W x 10"H  
**Catalyst** : ECO III

**Outlet A** : 2 Bolt Welded Flange  
**Weight** : 12 lbs.  
**Package Type** : Boxed



-----20.75" O. A. L.-----

### BMW

323Ci	2000	L6	2.5L
323i	1999-00	L6	2.5L
328Ci	2000	L6	2.8L
328i	1999-00	L6	2.8L
528i	1999-00	L6	2.8L
Z3	1999-00	L6	2.5L
Z3	1999-00	L6	2.8L

## 40828

**Inlet A** : 8 Bolt Welded Flange  
**Box Size** : 9"L x 6"W x 30"H  
**Catalyst** : ECO III

**Outlet A** : 2 Bolt Welded Flange  
**Weight** : 18 lbs.  
**Package Type** : Boxed



-----29" O. A. L.-----

### LEXUS TRUCK

GX470	2005-09	V8	4.7L
-------	---------	----	------

### TOYOTA TRUCK

4Runner	2005-09	V8	4.7L
---------	---------	----	------

**40829**

**Inlet A :** 3 Bolt Welded Flange  
**Box Size :** 45"L x 15"W x 11"H  
**Catalyst :** ECO III

**Outlet A :** 2 Bolt Welded Flange  
**Weight :** 30 lbs.  
**Package Type :** Boxed



-----43" O. A. L.-----

<b>VOLVO</b>				
S80	2002-05	L6	2.9L	

**40830**

**Inlet A :** 5 Bolt Welded Flange  
**Inlet B :** 2 Bolt Welded Flange  
**Box Size :** 43"L x 11"W x 8"H  
**Package Type :** Boxed

**Outlet A :** 2 Bolt Welded Flange  
**Weight :** 21 lbs.  
**Catalyst :** ECO III



-----62.5" O. A. L.-----

<b>SUBARU</b>				
Outback	2005-09	H6	3.0L	
<b>SUBARU TRUCK</b>				
B9 Tribeca	2006-07	H6	3.0L	
Tribeca	2008-14	H6	3.6L	

**40831**

**Inlet A :** 5 Bolt Welded Flange  
**Box Size :** 62"L x 11"W x 7"H  
**Catalyst :** ECO III

**Outlet A :** 2 Bolt Welded Flange  
**Weight :** 16 lbs.  
**Package Type :** Boxed



-----51.19" O. A. L.-----

<b>SUBARU</b>				
Outback	2005-09	H6	3.0L	
<b>SUBARU TRUCK</b>				
B9 Tribeca	2006-07	H6	3.0L	
Tribeca	2008-14	H6	3.6L	

**40832**

**Inlet A :** 2 Bolt Welded Flange  
**Box Size :** 75"L x 10"W x 5"H  
**Weight :** 15 lbs.  
**Package Type :** Boxed

**Outlet A :** 1.75" OD Pipe  
w/ Stub  
**Catalyst :** ECO III



-----98" O. A. L.-----

<b>PONTIAC</b>				
Vibe	2003-06	L4	1.8L	
<b>TOYOTA</b>				
Matrix	2003-06	L4	1.8L	

**40833**

**Inlet A :** 8 Bolt Welded Flange  
**Box Size :** 36"L x 11"W x 6"H  
**Catalyst :** ECO III

**Outlet A :** 2 Bolt Welded Flange  
**Weight :** 10 lbs.  
**Package Type :** Boxed



-----31" O. A. L.-----

<b>BMW</b>				
525i	2006-07	L6	3.0L	
525xi	2006-07	L6	3.0L	
530i	2006-07	L6	3.0L	
530xi	2006-07	L6	3.0L	

**40834**

**Inlet A :** 8 Bolt Welded Flange  
**Box Size :** 30"L x 8"W x 5"H  
**Catalyst :** ECO III

**Outlet A :** 2 Bolt Welded Flange  
**Weight :** 10 lbs.  
**Package Type :** Boxed



-----23" O. A. L.-----

<b>BMW</b>				
525i	2006-07	L6	3.0L	
525xi	2006-07	L6	3.0L	
530i	2006-07	L6	3.0L	

## 40834 (CONT'D)

### BMW (CONT'D)

530xi	2006-07	L6	3.0L
-------	---------	----	------

## 40835

**Inlet A :** 2 Bolt Loose Flange  
**Box Size :** 42"L x 10"W x 7"H  
**Catalyst :** ECO III

**Outlet A :** 2 Bolt Loose Flange  
**Weight :** 18 lbs.  
**Package Type :** Boxed



-----67" O. A. L.-----

### MERCEDES-BENZ

E320	2003-05	V6	3.2L
------	---------	----	------

## 40836

**Inlet A :** 2 Bolt Loose Flange  
**Box Size :** 42"L x 10"W x 7"H  
**Catalyst :** ECO III

**Outlet A :** 2.1875 OD Pipe  
**Weight :** 18 lbs.  
**Package Type :** Boxed



-----72" O. A. L.-----


### MERCEDES-BENZ

E320	2003-05	V6	3.2L
------	---------	----	------

## 40837

**Inlet A :** 2 Bolt Welded Flange  
**Box Size :** 75"L x 10"W x 5"H  
**Catalyst :** ECO III

**Outlet A :** 2 Bolt Welded Flange  
**Weight :** 25 lbs.  
**Package Type :** Boxed



-----88.25" O. A. L.-----

### TOYOTA

Corolla	2009-13	L4	1.8L
Matrix	2009-13	L4	1.8L

## 40838

**Inlet A :** 3 Bolt Welded Flange  
**Box Size :** 36"L x 11"W x 7"H  
**Catalyst :** ECO III

**Outlet A :** 2 Bolt Welded Flange  
**Weight :** 13 lbs.  
**Package Type :** Boxed



-----37" O. A. L.-----

### LEXUS TRUCK

LX470	1998-02	V8	4.7L
-------	---------	----	------

### TOYOTA TRUCK

Land Cruiser	1998-02	V8	4.7L
--------------	---------	----	------

## 40839

**Inlet A :** 3 Bolt Welded Flange  
**Box Size :** 14"L x 12"W x 7"H  
**Catalyst :** ECO III

**Outlet A :** 5 Bolt Welded Flange  
**Weight :** 10 lbs.  
**Package Type :** Boxed



-----14" O. A. L.-----

### SAAB

9-3	2005-11	L4	2.0L
-----	---------	----	------

## 40840

**Inlet A :** 3 Bolt Welded Flange  
**Box Size :** 42"L x 10"W x 7"H  
**Catalyst :** Standard

**Outlet A :** 2.5" OD Pipe  
**Weight :** 14 lbs.  
**Package Type :** Boxed



-----42.5" O. A. L.-----

### SAAB

9-3	2003-11	L4	2.0L
-----	---------	----	------

**40841**

**Inlet A** : 2 Bolt Welded Flange  
**Box Size** : 30"L x 9"W x 6"H  
**Catalyst** : Standard

**Outlet A** : 2 Bolt Welded Flange  
**Weight** : 9 lbs.  
**Package Type** : Boxed



<-----27" O. A. L.----->

**NISSAN TRUCK**

Rogue	2008-16	L4	2.5L
-------	---------	----	------

**40844**

**Inlet A** : 3 Bolt Welded Flange  
**Box Size** : 75"L x 10"W x 5"H  
**Catalyst** : ECO III

**Outlet A** : 2" OD Pipe  
**Weight** : 15 lbs.  
**Package Type** : Boxed



<-----50" O. A. L.----->

**AUDI**

A4 Quattro	2000-01	V6	2.8L
------------	---------	----	------

**40842**

**Inlet A** : 5 Bolt Welded Flange  
**Box Size** : 21"L x 19"W x 8"H  
**Catalyst** : ECO III

**Outlet A** : 2 Bolt Welded Flange  
**Weight** : 10 lbs.  
**Package Type** : Boxed



<-----20" O. A. L.----->

**SCION VAN**

xB	2008-14	L4	2.4L
----	---------	----	------

**TOYOTA TRUCK**

RAV4	2006-08	L4	2.4L
------	---------	----	------

**40845**

**Inlet A** : 2 Bolt Welded Flange  
**Box Size** : 45"L x 15"W x 11"H  
**Catalyst** : ECO III

**Outlet A** : 2 Bolt Welded Flange  
**Weight** : 24 lbs.  
**Package Type** : Boxed



<-----86" O. A. L.----->

**TOYOTA**

Yaris	2007-11	L4	1.5L
-------	---------	----	------

**40843**

**Inlet A** : 3 Bolt Welded Flange  
**Box Size** : 64"L x 10"W x 7"H  
**Catalyst** : ECO III

**Outlet A** : 2" OD Pipe  
**Weight** : 14 lbs.  
**Package Type** : Unboxed



<-----63.75" O. A. L.----->

**AUDI**

A4 Quattro	2000-01	V6	2.8L
------------	---------	----	------

**40846**

**Inlet A** : 8 Bolt Welded Flange  
**Box Size** : 22"L x 19"W x 9"H  
**Catalyst** : ECO III

**Outlet A** : 2 Bolt Welded Flange  
**Weight** : 26 lbs.  
**Package Type** : Boxed



<-----22" O. A. L.----->

**HYUNDAI**

Elantra	2004-12	L4	2.0L
---------	---------	----	------

**KIA**

Spectra	2004-09	L4	2.0L
Spectra5	2005-09	L4	2.0L



## 40847

**Inlet A :** 2 Bolt Welded Flange  
**Inlet B :** 2 Bolt Welded Flange  
**Box Size :** 43"L x 21"W x 11"H  
**Package Type :** Boxed

**Outlet A :** 2 Bolt Welded Flange  
**Weight :** 13 lbs.  
**Catalyst :** Standard



←-----43" O. A. L.----->

### LEXUS

SC430	2002-10	V8	4.3L
-------	---------	----	------

## 40850

**Inlet A :** 3 Bolt Welded Flange  
**Box Size :** 75"L x 10"W x 5"H  
**Catalyst :** Standard

**Outlet A :** 2 Bolt Welded Flange  
**Weight :** 14 lbs.  
**Package Type :** Boxed



←-----52" O. A. L.----->

### SUBARU

Forester	2006-08	H4	2.5L
Impreza	2006-07	H4	2.5L

## 40848

**Inlet A :** 5 Bolt Welded Flange  
**Box Size :** 18"L x 14"W x 10"H  
**Weight :** 18 lbs.  
**Package Type :** Boxed

**Outlet A :** 3 Bolt Dual Welded Flange  
**Catalyst :** ECO III



←-----18" O. A. L.----->

### TOYOTA

MR2 Spyder	2000-05	L4	1.8L
------------	---------	----	------

## 40851

**Inlet A :** (3) 2 Bolt Welded Flange  
**Box Size :** 26"L x 9"W x 5"H  
**Package Type :** Boxed

**Outlet A :** 3 Bolt Welded Flange  
**Weight :** 15 lbs.  
**Catalyst :** ECO III



←-----20.625" O. A. L.----->

### NISSAN TRUCK

Frontier	2002-04	V6	3.3L
Xterra	2002-04	V6	3.3L

## 40849

**Inlet A :** 3 Bolt Dual Welded Flange  
**Box Size :** 33"L x 22"W x 10"H  
**Package Type :** Boxed

**Outlet A :** 2 Bolt Welded Flange  
**Weight :** 18 lbs.  
**Catalyst :** ECO III



←-----25.25" O. A. L.----->

### TOYOTA

MR2 Spyder	2000-05	L4	1.8L
------------	---------	----	------

## 40852

**Inlet A :** 6 Bolt Welded Flange  
**Box Size :** 19"L x 9"W x 6"H  
**Catalyst :** ECO III

**Outlet A :** 3 Bolt Welded Flange  
**Weight :** 13 lbs.  
**Package Type :** Boxed



←-----19.5" O. A. L.----->

### NISSAN TRUCK

Frontier	2002-04	V6	3.3L
Xterra	2002-04	V6	3.3L

**40853**

**Inlet A :** 6 Bolt Welded Flange  
**Box Size :** 30"L x 9"W x 6"H  
**Catalyst :** ECO III

**Outlet A :** 2 Bolt Welded Flange  
**Weight :** 10 lbs.  
**Package Type :** Boxed



<-----28.5" O. A. L.----->

**LEXUS**

IS250	2006-12	V6	2.5L
-------	---------	----	------

**40857**

**Inlet A :** 8 Bolt Welded Flange  
**Box Size :** 33"L x 22"W x 10"H  
**Catalyst :** ECO III

**Outlet A :** 2 Bolt Welded Flange  
**Weight :** 20 lbs.  
**Package Type :** Boxed



<-----30" O. A. L.----->

**MAZDA**

3	2004-09	L4	2.0L
---	---------	----	------

**40854**

**Inlet A :** 6 Bolt Welded Flange  
**Box Size :** 30"L x 9"W x 6"H  
**Catalyst :** ECO III

**Outlet A :** 2 Bolt Welded Flange  
**Weight :** 10 lbs.  
**Package Type :** Boxed



<-----28.5" O. A. L.----->

**LEXUS**

IS250	2006-12	V6	2.5L
-------	---------	----	------

**40858**

**Inlet A :** 2 Bolt Welded Flange  
**Inlet B :** 2 Bolt Welded Flange  
**Box Size :** 44"L x 15"W x 11"H  
**Package Type :** Boxed

**Outlet A :** 2 Bolt Welded Flange  
**Weight :** 17 lbs.  
**Catalyst :** Standard



<-----48" O. A. L.----->

**HYUNDAI**

Sonata	2002-05	V6	2.7L
--------	---------	----	------

**KIA**

Optima	2001	V6	2.5L
Optima	2002-06	V6	2.7L

**40856**

**Inlet A :** 6 Bolt Welded Flange  
**Box Size :** 33"L x 22"W x 10"H  
**Catalyst :** ECO III

**Outlet A :** 2 Bolt Welded Flange  
**Weight :** 20 lbs.  
**Package Type :** Boxed



<-----34" O. A. L.----->

**MAZDA**

3	2004-09	L4	2.3L
---	---------	----	------


**MAZDA VAN**

5	2008-10	L4	2.3L
---	---------	----	------

**40859**

**Inlet A :** 3 Bolt Welded Flange  
**Inlet B :** 3 Bolt Welded Flange  
**Box Size :** 33"L x 22"W x 10"H  
**Package Type :** Boxed

**Outlet A :** 3 Bolt Welded Flange  
**Weight :** 18 lbs.  
**Catalyst :** ECO III



<-----27" O. A. L.----->

**SUBARU**

Forester	2006-10	H4	2.5L
Impreza	2006-11	H4	2.5L
Legacy	2006-09	H4	2.5L
Outback	2006-11	H4	2.5L

## 40860

**Inlet A :** 3 Bolt Welded Flange  
**Box Size :** 36"L x 7"W x 12"H  
**Catalyst :** ECO III

**Outlet A :** 3 Bolt Welded Flange  
**Weight :** 11 lbs.  
**Package Type :** Boxed



←-----35" O. A. L.----->

### AUDI TRUCK

Q7	2007	V6	3.6L
----	------	----	------

### VOLKSWAGEN TRUCK

Touareg	2007	V6	3.6L
Touareg	2007	V8	4.2L

## 40863

**Inlet A :** 3 Bolt Welded Flange  
**Box Size :** 33"L x 22"W x 10"H  
**Catalyst :** ECO III

**Outlet A :** 2.7" OD Ball  
**Weight :** 19 lbs.  
**Package Type :** Boxed



←-----58.125" O. A. L.----->

### VOLVO

S70	1999	L5	2.4L
V70	1999	L5	2.3L
V70	1999	L5	2.4L

## 40861

**Inlet A :** 3 Bolt Welded Flange  
**Box Size :** 42"L x 10"W x 7"H  
**Catalyst :** ECO III

**Outlet A :** 3 Bolt Welded Flange  
**Weight :** 12 lbs.  
**Package Type :** Boxed



←-----40" O. A. L.----->

### AUDI TRUCK

Q7	2007	V6	3.6L
----	------	----	------

### VOLKSWAGEN TRUCK

Touareg	2007	V6	3.6L
Touareg	2007	V8	4.2L

## 40864

**Inlet A :** 4 Bolt Welded Flange  
**Box Size :** 46"L x 16"W x 16"H  
**Catalyst :** ECO III

**Outlet A :** 1.95" OD Pipe  
**Weight :** 12 lbs.  
**Package Type :** Boxed



←-----44.75" O. A. L.----->


### AUDI

A6 Quattro	2000-04	V6	2.7L
Allroad Quattro	2001-05	V6	2.7L

## 40862

**Inlet A :** 6 Bolt Welded Flange  
**Box Size :** 45"L x 15"W x 11"H  
**Catalyst :** Standard

**Outlet A :** 2.17" OD Pipe  
**Weight :** 18 lbs.  
**Package Type :** Boxed



←-----39" O. A. L.----->

### VOLKSWAGEN TRUCK

Touareg	2007	V6	3.6L
---------	------	----	------

## 40865

**Inlet A :** 4 Bolt Welded Flange  
**Box Size :** 42"L x 10"W x 7"H  
**Catalyst :** ECO III

**Outlet A :** 1.96" OD Pipe  
**Weight :** 12 lbs.  
**Package Type :** Boxed



←-----42" O. A. L.----->

### AUDI

A6 Quattro	2000-04	V6	2.7L
Allroad Quattro	2001-05	V6	2.7L

**40866**

**Inlet A** : 2 Bolt Welded Flange  
**Box Size** : 14"L x 12"W x 7"H  
**Catalyst** : Standard

**Outlet A** : 2 Bolt Welded Flange  
**Weight** : 7 lbs.  
**Package Type** : Boxed



<-----13" O. A. L.----->

**INFINITI TRUCK**

FX45	2007-08	V8	4.5L
------	---------	----	------

**40867**

**Inlet A** : 2 Bolt Welded Flange  
**Box Size** : 14"L x 12"W x 7"H  
**Catalyst** : Standard

**Outlet A** : 2 Bolt Welded Flange  
**Weight** : 7 lbs.  
**Package Type** : Boxed



<-----13" O. A. L.----->

**INFINITI TRUCK**

FX45	2007-08	V8	4.5L
------	---------	----	------

**40868**

**Inlet A** : 3 Bolt Welded Flange  
**Box Size** : 44"L x 26"W x 12"H  
**Catalyst** : ECO III

**Outlet A** : 2 Bolt Welded Flange  
**Weight** : 27 lbs.  
**Package Type** : Boxed



<-----68" O. A. L.----->

**TOYOTA TRUCK**

Tundra	2009-13	V8	5.7L
--------	---------	----	------

**40869**

**Inlet A** : 3 Bolt Welded Flange  
**Box Size** : 42"L x 10"W x 7"H  
**Catalyst** : ECO III

**Outlet A** : 2 Bolt Welded Flange  
**Weight** : 16 lbs.  
**Package Type** : Boxed



<-----42.25" O. A. L.----->

**TOYOTA TRUCK**

Sequoia	2008-14	V8	5.7L
Tundra	2007-13	V8	5.7L

**40870**

**Inlet A** : 4 Bolt Welded Flange  
**Box Size** : 19"L x 9"W x 5"H  
**Catalyst** : ECO III

**Outlet A** : 2 Bolt Welded Flange  
**Weight** : 9 lbs.  
**Package Type** : Boxed



<-----16.75" O. A. L.----->

**ACURA**

TSX	2009-11	L4	2.4L
-----	---------	----	------

**HONDA**

Accord	2008-12	L4	2.4L
--------	---------	----	------

**40871**

**Inlet A** : 2 Bolt Welded Flange  
**Box Size** : 75"L x 10"W x 5"H  
**Catalyst** : ECO III

**Outlet A** : 2 Bolt Welded Flange  
**Weight** : 21 lbs.  
**Package Type** : Boxed



<-----90" O. A. L.----->

**PONTIAC**

Vibe	2003	L4	1.8L
------	------	----	------

**TOYOTA**

Matrix	2003	L4	1.8L
--------	------	----	------

**40872**

**Inlet A** : 15 Bolt Welded Flange  
**Box Size** : 24"L x 20"W x 25"H  
**Catalyst** : ECO III

**Outlet A** : 4 Bolt Welded Flange  
**Weight** : 16 lbs.  
**Package Type** : Boxed



-----16.625" O. A. L.-----

**VOLVO**

S60	2001-05	L5	2.4L
V70	2001-02	L5	2.4L

**40875**

**Inlet A** : 2 Bolt Loose Flange  
**Box Size** : 36"L x 12"W x 7"H  
**Catalyst** : Standard

**Outlet A** : 2 Bolt Welded Flange  
**Weight** : 13 lbs.  
**Package Type** : Boxed



-----36.4375" O. A. L.-----

**SUZUKI TRUCK**

XL-7	2002-03	V6	2.7L
------	---------	----	------

**40873**

**Inlet A** : 2 Bolt Welded Flange  
**Box Size** : 46"L x 16"W x 16"H  
**Catalyst** : Standard

**Outlet A** : 2 Bolt Welded Flange  
**Weight** : 12 lbs.  
**Package Type** : Boxed



-----46" O. A. L.-----

**HYUNDAI**

Elantra	2004-06	L4	2.0L
---------	---------	----	------

**40876**

**Inlet A** : 7 Bolt Welded Flange  
**Box Size** : 14"L x 12"W x 7"H  
**Catalyst** : ECO III

**Outlet A** : 2 Bolt Welded Flange  
**Weight** : 11 lbs.  
**Package Type** : Boxed



-----15.75" O. A. L.-----

**HYUNDAI**

Sonata	2006-08	L4	2.4L
--------	---------	----	------

**KIA**

Optima	2006-08	L4	2.4L
--------	---------	----	------

**40874**

**Inlet A** : 2 Bolt Welded Flange  
**Box Size** : 36"L x 12"W x 7"H  
**Catalyst** : ECO III

**Outlet A** : 2 Bolt Welded Flange  
**Weight** : 15 lbs.  
**Package Type** : Boxed



-----35" O. A. L.-----

**HONDA TRUCK**

Element	2003-11	L4	2.4L
---------	---------	----	------

**40877**

**Inlet A** : 2 Bolt Welded Flange  
**Inlet B** : 2 Bolt Welded Flange  
**Box Size** : 60"L x 26"W x 4"H  
**Package Type** : Unboxed

**Outlet A** : 2.5" ID Pipe  
**Weight** : 15 lbs.  
**Catalyst** : Standard



-----59.5" O. A. L.-----

**LEXUS**

LS400	1995-97	V8	4.0L
-------	---------	----	------

**BUYERS GUIDE**

**40878**

**Inlet A :** 2 Bolt Welded Flange  
**Inlet B :** 2 Bolt Welded Flange  
**Box Size :** 44"L x 26"W x 12"H  
**Package Type :** Boxed

**Outlet A :** 2 Bolt Welded Flange  
**Weight :** 18 lbs.  
**Catalyst :** Standard



-----47" O. A. L.-----

**LEXUS**

LS400	1990-94	V8	4.0L
SC400	1992-97	V8	4.0L

**40879**

**Inlet A :** 3 Bolt Welded Flange  
**Box Size :** 45"L x 15"W x 11"H  
**Catalyst :** DIESEL

**Outlet A :** 2.18" OD Pipe  
**Weight :** 14 lbs.  
**Package Type :** Boxed



-----46" O. A. L.-----

**VOLKSWAGEN**

Beetle	1998-04	L4	1.9L
Golf	1999-04	L4	1.9L
Jetta	1999-04	L4	1.9L

**40880**

**Inlet A :** 5 Bolt Welded Flange  
**Box Size :** 7"L x 14"W x 12"H  
**Catalyst :** ECO III

**Outlet A :** 2 Bolt Welded Flange  
**Weight :** 8 lbs.  
**Package Type :** Boxed



-----14" O. A. L.-----


**MAZDA TRUCK**

CX-7	2007-09	L4	2.3L
------	---------	----	------

**40881**

**Inlet A :** 3 Bolt Welded Flange  
**Box Size :** 46"L x 16"W x 16"H  
**Catalyst :** Standard

**Outlet A :** 2 Bolt Welded Flange  
**Weight :** 29 lbs.  
**Package Type :** Boxed



-----98.5" O. A. L.-----

**MAZDA TRUCK**

CX-7	2007-09	L4	2.3L
------	---------	----	------

**40882**

**Inlet A :** 5 Bolt Welded Flange  
**Box Size :** 21"L x 19"W x 8"H  
**Catalyst :** ECO III

**Outlet A :** 3 Bolt Welded Flange  
**Weight :** 15 lbs.  
**Package Type :** Boxed



-----23" O. A. L.-----

**NISSAN TRUCK**

Frontier	2005-15	L4	2.5L
----------	---------	----	------

**SUZUKI TRUCK**

Equator	2009-12	L4	2.5L
---------	---------	----	------

**40883**

**Inlet A :** 7 Bolt Welded Flange  
**Box Size :** 19"L x 8"W x 23"H  
**Catalyst :** ECO III

**Outlet A :** 2 Bolt Welded Flange  
**Weight :** 16 lbs.  
**Package Type :** Boxed



-----23" O. A. L.-----

**MAZDA**

6	2005-06	L4	2.3L
---	---------	----	------

## 40884

**Inlet A** : 7 Bolt Welded Flange  
**Box Size** : 10"L x 18"W x 14"H  
**Catalyst** : ECO III

**Outlet A** : 2 Bolt Welded Flange  
**Weight** : 12 lbs.  
**Package Type** : Boxed



-----16" O. A. L.-----

### MITSUBISHI

Eclipse	2006-12	V6	3.8L
Galant	2004-09	V6	3.8L

### MITSUBISHI TRUCK

Endeavor	2004-08	V6	3.8L
Endeavor	2010-11	V6	3.8L

## 40885

**Inlet A** : 6 Bolt Welded Flange  
**Box Size** : 6"L x 14"W x 11"H  
**Catalyst** : ECO III

**Outlet A** : 3 Bolt Welded Flange  
**Weight** : 9 lbs.  
**Package Type** : Boxed



-----10" O. A. L.-----

### NISSAN

Altima	2007-12	V6	3.5L
--------	---------	----	------

### NISSAN TRUCK

Murano	2009-14	V6	3.5L
--------	---------	----	------

### NISSAN VAN

Quest	2011-13	V6	3.5L
-------	---------	----	------

## 40886

**Inlet A** : 4 Bolt Welded Flange  
**Box Size** : 7"L x 14"W x 12"H  
**Catalyst** : ECO III

**Outlet A** : 4 Bolt Welded Flange  
**Weight** : 14 lbs.  
**Package Type** : Boxed



-----11" O. A. L.-----

## 40886 (CONT'D)

### NISSAN

Altima	2007-12	V6	3.5L
--------	---------	----	------

### NISSAN TRUCK

Murano	2009-14	V6	3.5L
--------	---------	----	------

### NISSAN VAN

Quest	2011-13	V6	3.5L
-------	---------	----	------

## 40887

**Inlet A** : 3 Bolt Welded Flange  
**Inlet B** : 3 Bolt Welded Flange  
**Box Size** : 42"L x 10"W x 7"H  
**Package Type** : Boxed

**Outlet A** : 2 Bolt Welded Flange  
**Weight** : 13 lbs.  
**Catalyst** : Standard



-----43.5" O. A. L.-----

### NISSAN

Altima	2007-08	V6	3.5L
--------	---------	----	------

## 40889

**Inlet A** : 4 Bolt Welded Flange  
**Box Size** : 18"L x 10"W x 14"H  
**Catalyst** : ECO III

**Outlet A** : 2 Bolt Welded Flange  
**Weight** : 13 lbs.  
**Package Type** : Boxed



-----21" O. A. L.-----

### HONDA

Civic	2006-11	L4	1.8L
-------	---------	----	------

## 40892

**Inlet A** : 6 Bolt Welded Flange  
**Box Size** : 19"L x 16"W x 11"H  
**Catalyst** : ECO III

**Outlet A** : 2 Bolt Welded Flange  
**Weight** : 16 lbs.  
**Package Type** : Boxed



-----16.5" O. A. L.-----

**40892 (CONT'D)**

**TOYOTA TRUCK**

RAV4	1998-00	L4	2.0L
------	---------	----	------

**40893**

**Inlet A :** 2 Bolt Loose Flange  
**Inlet B :** 2 Bolt Loose Flange  
**Box Size :** 43"L x 11"W x 7"H  
**Package Type :** Boxed

**Outlet A :** 3 Bolt Loose Flange  
**Weight :** 29 lbs.  
**Catalyst :** ECO III



-----66" O. A. L. -----

**MERCEDES-BENZ**

C32 AMG	2002-04	V6	3.2L
C240	2001-05	V6	2.6L
C320	2001-05	V6	3.2L

**40894**

**Inlet A :** 2 Bolt Loose Flange  
**Box Size :** 75"L x 10"W x 5"H  
**Catalyst :** ECO III

**Outlet A :** 2.15" OD Pipe  
**Weight :** 10 lbs.  
**Package Type :** Boxed



-----57.625" O. A. L. -----

**MERCEDES-BENZ**

C32 AMG	2002-04	V6	3.2L
C240	2001-05	V6	2.6L
C320	2001-05	V6	3.2L

**40895**

**Inlet A :** 3 Bolt Welded Flange  
**Inlet B :** 2 Bolt Welded Flange  
**Box Size :** 42"L x 10"W x 7"H  
**Package Type :** Boxed

**Outlet A :** 2 Bolt Welded Flange  
**Weight :** 20 lbs.  
**Catalyst :** ECO III



-----56.5625" O. A. L. -----

**40895 (CONT'D)**

**SUBARU**

Outback	2001-04	H6	3.0L
---------	---------	----	------

**40896**

**Inlet A :** 3 Bolt Welded Flange  
**Box Size :** 30"L x 8"W x 6"H  
**Catalyst :** ECO III

**Outlet A :** 2 Bolt Welded Flange  
**Weight :** 13 lbs.  
**Package Type :** Boxed



-----48.5" O. A. L. -----

**SUBARU**

Outback	2001-04	H6	3.0L
---------	---------	----	------

**40897**

**Inlet A :** 2 Bolt Welded Flange  
**Box Size :** 75"L x 10"W x 5"H  
**Catalyst :** ECO III

**Outlet A :** 2 Bolt Welded Flange  
**Weight :** 17 lbs.  
**Package Type :** Boxed



-----46" O. A. L. -----

**HYUNDAI**

Sonata	2011-16	L4	2.4L
--------	---------	----	------

**KIA**

Optima	2012-13	L4	2.4L
--------	---------	----	------

**40898**

**Inlet A :** 5 Bolt Welded Flange  
**Box Size :** 14"L x 12"W x 7"H  
**Catalyst :** ECO III

**Outlet A :** 2 Bolt Welded Flange  
**Weight :** 10 lbs.  
**Package Type :** Boxed



-----18.125" O. A. L. -----

**TOYOTA TRUCK**

RAV4	2006-12	V6	3.5L
------	---------	----	------



## 40899

**Inlet A :** 2 Bolt Welded Flange  
**Box Size :** 25"L x 8"W x 5"H  
**Catalyst :** Standard

**Outlet A :** 2.28" OD Pipe  
**Weight :** 7 lbs.  
**Package Type :** Boxed



-----24" O. A. L.-----

### TOYOTA TRUCK

RAV4	2006-12	V6	3.5L
------	---------	----	------

## 40903

**Inlet A :** 8 Bolt Welded Flange  
**Box Size :** 18"L x 14"W x 10"H  
**Catalyst :** ECO III

**Outlet A :** 3 Bolt Welded Flange  
**Weight :** 10 lbs.  
**Package Type :** Boxed



-----17" O. A. L.-----

### SUZUKI

Verona	2004-06	L6	2.5L
--------	---------	----	------

## 40900

**Inlet A :** 6 Bolt Welded Flange  
**Box Size :** 21"L x 19"W x 8"H  
**Catalyst :** ECO III

**Outlet A :** 3 Bolt Welded Flange  
**Weight :** 17 lbs.  
**Package Type :** Boxed



-----18" O. A. L.-----

### MITSUBISHI

Eclipse	2006-12	L4	2.4L
---------	---------	----	------

## 40904

**Inlet A :** 4 Bolt Welded Flange  
**Box Size :** 46"L x 16"W x 16"H  
**Catalyst :** ECO III

**Outlet A :** 2.14" OD Pipe  
**Weight :** 16 lbs.  
**Package Type :** Boxed



-----47" O. A. L.-----

### VOLVO

S70	2000	L5	2.4L
V70	2000	L5	2.4L

## 40902

**Inlet A :** 2 Bolt Welded Flange  
**Box Size :** 18"L x 14"W x 10"H  
**Catalyst :** ECO III

**Outlet A :** 3 Bolt Welded Flange  
**Weight :** 9 lbs.  
**Package Type :** Boxed



-----18" O. A. L.-----

### SUZUKI

Verona	2004-06	L6	2.5L
--------	---------	----	------

## 40905

**Inlet A :** 3 Bolt Welded Flange  
**Box Size :** 62"L x 10"W x 7"H  
**Catalyst :** Standard

**Outlet A :** 2 Bolt Welded Flange  
**Weight :** 15 lbs.  
**Package Type :** Boxed



-----59.25" O. A. L.-----

### SUBARU

Legacy	2006-09	H4	2.5L
Outback	2006-09	H4	2.5L

**40906**

**Inlet A** : 5 Bolt Welded Flange  
**Box Size** : 21.5"L x 18.5"W x 7.75"H  
**Package Type** : Boxed

**Outlet A** : 2 Bolt Welded Flange  
**Weight** : 17 lbs.  
**Catalyst** : ECO III



-----21" O. A. L.-----

**SCION**

tC	2011-13	L4	2.5L
----	---------	----	------

**TOYOTA TRUCK**

RAV4	2009-12	L4	2.5L
------	---------	----	------

**40909**

**Inlet A** : 2 Bolt Loose Flange  
**Box Size** : 34"L x 12"W x 7"H  
**Catalyst** : ECO III

**Outlet A** : 2 Bolt Loose Flange  
**Weight** : 9 lbs.  
**Package Type** : Boxed



-----21.4375" O. A. L.-----

**MERCEDES-BENZ**

CLK55 AMG	2001-02	V8	5.5L
CLK320	1998-03	V6	3.2L
CLK430	1999-03	V8	4.3L

**40907**

**Inlet A** : 2 Bolt Welded Flange  
**Box Size** : 46"L x 16"W x 16"H  
**Catalyst** : Standard

**Outlet A** : 2 Bolt Welded Flange  
**Weight** : 24 lbs.  
**Package Type** : Boxed



-----105" O. A. L.-----

**SCION**

tC	2011-13	L4	2.5L
----	---------	----	------

**40910**

**Inlet A** : 2 Bolt Loose Flange  
**Inlet B** : 2 Bolt Loose Flange  
**Box Size** : 62"L x 18"W x 16"H  
**Package Type** : Unboxed

**Outlet A** : 3 Bolt Loose Flange  
**Weight** : 28 lbs.  
**Catalyst** : ECO III



-----62" O. A. L.-----

**MERCEDES-BENZ**

CLK55 AMG	2001-02	V8	5.5L
CLK320	1998-03	V6	3.2L
CLK430	1999-03	V8	4.3L

**40908**

**Inlet A** : 7 Bolt Welded Flange  
**Box Size** : 33"L x 22"W x 10"H  
**Catalyst** : ECO III

**Outlet A** : 2 Bolt Welded Flange  
**Weight** : 20 lbs.  
**Package Type** : Boxed



-----32.75" O. A. L.-----

**MAZDA**

3	2004-06	L4	2.0L
---	---------	----	------

**40911**

**Inlet A** : 3 Bolt Loose Flange  
**Box Size** : 75"L x 10"W x 5"H  
**Catalyst** : ECO III

**Outlet A** : 2.16" OD Pipe  
**Weight** : 15 lbs.  
**Package Type** : Boxed



-----44.5" O. A. L.-----

**AUDI**

S4	2004-09	V8	4.2L
----	---------	----	------

**40912**

**Inlet A** : 3 Bolt Loose Flange  
**Box Size** : 62"L x 10"W x 7"H  
**Catalyst** : ECO III

**Outlet A** : 2.163" OD Pipe  
**Weight** : 14 lbs.  
**Package Type** : Boxed



-----45.5" O. A. L.-----

**AUDI**

S4 2004-09 V8 4.2L

**40915**

**Inlet A** : 4 Bolt Welded Flange  
**Box Size** : 14"L x 12"W x 7"H  
**Catalyst** : ECO III

**Outlet A** : 3 Bolt Welded Flange  
**Weight** : 11 lbs.  
**Package Type** : Boxed



-----14" O. A. L.-----

**MITSUBISHI TRUCK**

Outlander 2007-13 V6 3.0L

**40913**

**Inlet A** : 6 Bolt Welded Flange  
**Box Size** : 14"L x 12"W x 7"H  
**Catalyst** : ECO III

**Outlet A** : 2 Bolt Welded Flange  
**Weight** : 10 lbs.  
**Package Type** : Boxed



-----14.25" O. A. L.-----

**MAZDA**

6 2006-08 V6 3.0L

**40916**

**Inlet A** : 4 Bolt Welded Flange  
**Box Size** : 14"L x 12"W x 7"H  
**Catalyst** : ECO III

**Outlet A** : 2 Bolt Welded Flange  
**Weight** : 10 lbs.  
**Package Type** : Boxed



-----14" O. A. L.-----

**MITSUBISHI TRUCK**

Outlander 2007-13 V6 3.0L

**40914**

**Inlet A** : 6 Bolt Welded Flange  
**Box Size** : 14"L x 12"W x 9"H  
**Catalyst** : ECO III

**Outlet A** : 3 Bolt Welded Flange  
**Weight** : 10 lbs.  
**Package Type** : Boxed



-----16.5" O. A. L.-----

**MAZDA**

6 2006-08 V6 3.0L

**40917**

**Inlet A** : 2 Bolt Welded Flange  
**Box Size** : 42"L x 10"W x 7"H  
**Catalyst** : Standard

**Outlet A** : 2.25" OD Pipe  
**Weight** : 10 lbs.  
**Package Type** : Boxed



-----41.1875" O. A. L.-----

**MITSUBISHI TRUCK**

Outlander 2007-09 V6 3.0L

**40918**

**Inlet A :** 3 Bolt Welded Flange  
**Box Size :** 45"L x 15"W x 11"H  
**Catalyst :** ECO III

**Outlet A :** 2.375" OD Pipe  
**Weight :** 33 lbs.  
**Package Type :** Boxed



-----73" O. A. L.-----

**VOLKSWAGEN**

R32	2008	V6	3.2L
-----	------	----	------

**40921**

**Inlet A :** 2 Bolt Welded Flange  
**Inlet B :** 2 Bolt Welded Flange  
**Box Size :** 36"L x 12"W x 7"H  
**Package Type :** Boxed

**Outlet A :** 2 Bolt Welded Flange  
**Weight :** 14 lbs.  
**Catalyst :** ECO III



-----34" O. A. L.-----

**LEXUS**

ES300	1999-01	V6	3.0L
-------	---------	----	------

**40919**

**Inlet A :** 3 Bolt Welded Flange  
**Box Size :** 62"L x 10"W x 7"H  
**Catalyst :** ECO III

**Outlet A :** 2 Bolt Welded Flange  
**Weight :** 14 lbs.  
**Package Type :** Boxed



-----49" O. A. L.-----

**NISSAN**

Altima	2007-15	L4	2.5L
--------	---------	----	------

**40922**

**Inlet A :** 4 Bolt Welded Flange  
**Box Size :** 36"L x 11"W x 6"H  
**Catalyst :** ECO III

**Outlet A :** 2 Bolt Welded Flange  
**Weight :** 14 lbs.  
**Package Type :** Boxed



-----31.25" O. A. L.-----


**VOLVO**

C30	2007-10	L5	2.4L
S40	2004-10	L5	2.4L
V50	2005-10	L5	2.4L

**40920**

**Inlet A :** 2 Bolt Welded Flange  
**Box Size :** 30"L x 9"W x 6"H  
**Catalyst :** ECO III

**Outlet A :** 2.23" OD Pipe  
**Weight :** 11 lbs.  
**Package Type :** Boxed



-----21.125" O. A. L.-----

**TOYOTA**

Prius	2010-15	L4	1.8L
Prius V	2012-14	L4	1.8L

**40923**

**Inlet A :** 4 Bolt Welded Flange  
**Box Size :** 15"L x 7"W x 6"H  
**Catalyst :** ECO III

**Outlet A :** 3 Bolt Welded Flange  
**Weight :** 8 lbs.  
**Package Type :** Boxed



-----14" O. A. L.-----

**ACURA**

RL	2009	V6	3.7L
TL	2009-14	V6	3.5L
TL	2009-14	V6	3.7L
TSX	2010-14	V6	3.5L

**ACURA TRUCK**

RDX	2013-16	V6	3.5L
-----	---------	----	------

## 40923 (CONT'D)

### ACURA TRUCK (CONT'D)

ZDX	2010-13	V6	3.7L
-----	---------	----	------

### HONDA

Accord	2008-15	V6	3.5L
Accord Crosstour	2010-11	V6	3.5L
Crosstour	2012-15	V6	3.5L

### HONDA TRUCK

Pilot	2009-15	V6	3.5L
Ridgeline	2009-14	V6	3.5L

### HONDA VAN

Odyssey	2008-16	V6	3.5L
---------	---------	----	------

## 40924

**Inlet A** : 4 Bolt Welded Flange  
**Box Size** : 15"L x 7"W x 5"H  
**Catalyst** : ECO III

**Outlet A** : 3 Bolt Welded Flange  
**Weight** : 8 lbs.  
**Package Type** : Boxed



-----14" O. A. L.-----

### ACURA

RL	2009	V6	3.7L
TL	2009-14	V6	3.5L
TL	2009-14	V6	3.7L
TSX	2010-14	V6	3.5L

### ACURA TRUCK

RDX	2013-16	V6	3.5L
ZDX	2010-13	V6	3.7L

### HONDA

Accord	2008-15	V6	3.5L
Accord Crosstour	2010-11	V6	3.5L
Crosstour	2012-15	V6	3.5L

### HONDA TRUCK

Pilot	2009-15	V6	3.5L
Ridgeline	2009-14	V6	3.5L

### HONDA VAN

Odyssey	2008-16	V6	3.5L
---------	---------	----	------

## 40925

**Inlet A** : 3 Bolt Welded Flange  
**Box Size** : 15"L x 8"W x 5"H  
**Catalyst** : Standard

**Outlet A** : 3 Bolt Welded Flange  
**Weight** : 6 lbs.  
**Package Type** : Boxed



-----10.1875" O. A. L.-----

### ACURA

RL	2009	V6	3.7L
TL	2009-14	V6	3.5L
TL	2009-14	V6	3.7L
TSX	2010-14	V6	3.5L

### ACURA TRUCK

RDX	2013-16	V6	3.5L
ZDX	2010-13	V6	3.7L

### HONDA

Accord	2008-12	V6	3.5L
Accord Crosstour	2010-11	V6	3.5L
Crosstour	2012-15	V6	3.5L

### HONDA TRUCK

Pilot	2009-11	V6	3.5L
Ridgeline	2009-10	V6	3.5L

### HONDA VAN

Odyssey	2008-14	V6	3.5L
---------	---------	----	------

## 40926

**Inlet A** : 2 Bolt Welded Flange  
**Inlet B** : 2 Bolt Welded Flange  
**Box Size** : 14"L x 20"W x 24"H  
**Package Type** : Boxed

**Outlet A** : 3 Bolt Welded Flange  
**Weight** : 19 lbs.  
**Catalyst** : ECO III



-----26.625" O. A. L.-----

### SCION

FR-S	2013-16	H4	2.0L
------	---------	----	------

### SUBARU

BRZ	2013-16	H4	2.0L
-----	---------	----	------

**40927**

**Inlet A :** 2 Bolt Welded Flange  
**Box Size :** 42"L x 10"W x 7"H  
**Catalyst :** Standard

**Outlet A :** 2 Bolt Welded Flange  
**Weight :** 14 lbs.  
**Package Type :** Boxed



<-----38.125" O. A. L.----->

**SCION**

FR-S	2013-16	H4	2.0L
------	---------	----	------

**SUBARU**

BRZ	2013-16	H4	2.0L
-----	---------	----	------

**40928**

**Inlet A :** 2 Bolt Loose Flange  
**Box Size :** 36"L x 12"W x 7"H  
**Catalyst :** ECO III

**Outlet A :** 2" OD Pipe  
**Weight :** 13 lbs.  
**Package Type :** Boxed



<-----34.25" O. A. L.----->

**LAND ROVER TRUCK**

Range Rover	2006	V8	4.2L
Range Rover	2006	V8	4.4L

**40929**

**Inlet A :** 2 Bolt Loose Flange  
**Box Size :** 36"L x 12"W x 7"H  
**Catalyst :** ECO III

**Outlet A :** 2" OD Pipe  
**Weight :** 13 lbs.  
**Package Type :** Boxed



<-----35.5" O. A. L.----->

**LAND ROVER TRUCK**

Range Rover	2006	V8	4.2L
Range Rover	2006	V8	4.4L

**40930**

**Inlet A :** 5 Bolt Welded Flange  
**Box Size :** 22"L x 19"W x 8"H  
**Catalyst :** ECO III

**Outlet A :** 2 Bolt Welded Flange  
**Weight :** 14 lbs.  
**Package Type :** Boxed



<-----21" O. A. L.----->

**TOYOTA TRUCK**

Highlander	2004-07	L4	2.4L
------------	---------	----	------

**40931**

**Inlet A :** 2 Bolt Welded Flange  
**Box Size :** 24"L x 8"W x 4"H  
**Catalyst :** Standard

**Outlet A :** 2.03" OD Pipe  
**Weight :** 7 lbs.  
**Package Type :** Boxed



<-----22" O. A. L.----->

**TOYOTA TRUCK**

Highlander	2004-06	L4	2.4L
------------	---------	----	------

**40932**

**Inlet A :** 5 Bolt Welded Flange  
**Box Size :** 19"L x 16"W x 11"H  
**Catalyst :** ECO III

**Outlet A :** 2 Bolt Welded Flange  
**Weight :** 12 lbs.  
**Package Type :** Boxed



<-----16.75" O. A. L.----->

**MAZDA**

2	2011-14	L4	1.5L
---	---------	----	------

**40935**

**Inlet A** : 2 Bolt Loose Flange  
**Box Size** : 33"L x 22"W x 10"H  
**Catalyst** : ECO III

**Outlet A** : 2.105" OD Pipe  
**Weight** : 19 lbs.  
**Package Type** : Boxed



-----65" O. A. L.-----

**MERCEDES-BENZ TRUCK**

ML430	1999-01	V8	4.3L
-------	---------	----	------

**40938**

**Inlet A** : 4 Bolt Welded Flange  
**Box Size** : 14"L x 11.75"W x 7.75"H  
**Package Type** : Boxed

**Outlet A** : 2 Bolt Welded Flange  
**Weight** : 12 lbs.  
**Catalyst** : ECO III



-----14" O. A. L.-----

**HONDA TRUCK**

CR-V	2010-11	L4	2.4L
------	---------	----	------

**40936**

**Inlet A** : 2 Bolt Loose Flange  
**Box Size** : 33"L x 22"W x 10"H  
**Catalyst** : ECO III

**Outlet A** : 2" OD Pipe  
**Weight** : 18 lbs.  
**Package Type** : Boxed



-----62" O. A. L.-----

**MERCEDES-BENZ TRUCK**

ML430	1999-01	V8	4.3L
-------	---------	----	------

**40939**

**Inlet A** : 4 Bolt Welded Flange  
**Box Size** : 75"L x 10"W x 5"H  
**Catalyst** : ECO III

**Outlet A** : 1.97" OD Pipe  
**Weight** : 13 lbs.  
**Package Type** : Boxed



-----44" O. A. L.-----

**AUDI**

A6 Quattro	2003-04	V6	2.7L
Allroad Quattro	2003-05	V6	2.7L

**40937**

**Inlet A** : 2 Bolt Welded Flange  
**Box Size** : 75"L x 10"W x 5"H  
**Catalyst** : ECO III

**Outlet A** : 2 Bolt Welded Flange  
**Weight** : 13 lbs.  
**Package Type** : Boxed



-----55.5" O. A. L.-----

**TOYOTA**

Camry	2002-06	L4	2.4L
-------	---------	----	------

**40940**

**Inlet A** : 4 Bolt Welded Flange  
**Box Size** : 44"L x 21"W x 11"H

**Weight** : 15 lbs.  
**Package Type** : Boxed



-----43.5" O. A. L.-----

**AUDI**

A6 Quattro	2003-04	V6	2.7L
Allroad Quattro	2003-05	V6	2.7L

**40941**

**Inlet A** : 9 Bolt Welded Flange  
**Box Size** : 36"L x 12"W x 7"H  
**Catalyst** : ECO III

**Outlet A** : 4 Bolt Welded Flange  
**Weight** : 12 lbs.  
**Package Type** : Boxed



←-----22" O. A. L.-----→

**SUZUKI TRUCK**

Grand Vitara	2006-08	V6	2.7L
XL-7	2004-06	V6	2.7L

**40944**

**Inlet A** : 6 Bolt Welded Flange  
**Box Size** : 30"L x 9"W x 6"H  
**Catalyst** : ECO III

**Outlet A** : 3 Bolt Welded Flange  
**Weight** : 11 lbs.  
**Package Type** : Boxed



←-----25" O. A. L.-----→

**TOYOTA TRUCK**

4Runner	2010-12	V6	4.0L
FJ Cruiser	2010-12	V6	4.0L

**40942**

**Inlet A** : 9 Bolt Welded Flange  
**Box Size** : 36"L x 12"W x 7"H  
**Catalyst** : ECO III

**Outlet A** : 4 Bolt Welded Flange  
**Weight** : 15 lbs.  
**Package Type** : Boxed



←-----21" O. A. L.-----→

**SUZUKI TRUCK**

Grand Vitara	2006-08	V6	2.7L
XL-7	2004-06	V6	2.7L

**40945**

**Inlet A** : 3 Bolt Welded Flange  
**Inlet B** : 3 Bolt Welded Flange  
**Box Size** : 42"L x 10"W x 7"H  
**Package Type** : Boxed

**Outlet A** : 2 Bolt Welded Flange  
**Weight** : 15 lbs.  
**Catalyst** : Standard



←-----43.5" O. A. L.-----→

**NISSAN TRUCK**

Murano	2009-14	V6	3.5L
--------	---------	----	------

**40943**

**Inlet A** : 6 Bolt Welded Flange  
**Box Size** : 30"L x 9"W x 6"H  
**Catalyst** : ECO III

**Outlet A** : 3 Bolt Welded Flange  
**Weight** : 11 lbs.  
**Package Type** : Boxed



←-----22" O. A. L.-----→

**TOYOTA TRUCK**

4Runner	2010-12	V6	4.0L
FJ Cruiser	2010-12	V6	4.0L

**40946**

**Inlet A** : 2 Bolt Loose Flange  
**Box Size** : 30"L x 8"W x 5"H  
**Catalyst** : ECO III

**Outlet A** : 2.11" OD Pipe  
**Weight** : 9 lbs.  
**Package Type** : Boxed



←-----26.5" O. A. L.-----→

**JAGUAR**

Vanden Plas	2004-06	V8	4.2L
XJ8	2004-06	V8	4.2L



## 40947

**Inlet A** : 2 Bolt Loose Flange  
**Box Size** : 30"L x 8"W x 5"H  
**Catalyst** : ECO III

**Outlet A** : 2.11" OD Pipe  
**Weight** : 9 lbs.  
**Package Type** : Boxed



-----26.5" O. A. L.-----

### JAGUAR

Vanden Plas	2004-06	V8	4.2L
XJ8	2004-06	V8	4.2L

## 40950

**Inlet A** : 3 Bolt Welded Flange  
**Box Size** : 20"L x 9"W x 5"H  
**Catalyst** : ECO III

**Outlet A** : 60mm ID Pipe  
**Weight** : 8 lbs.  
**Package Type** : Boxed



-----17" O. A. L.-----

### JAGUAR

X-Type	2002-03	V6	2.5L
X-Type	2002-03	V6	3.0L

## 40948

**Inlet A** : 2 Bolt Welded Flange  
**Box Size** : 75"L x 10"W x 5"H  
**Catalyst** : Standard

**Outlet A** : 2 Bolt Welded Flange  
**Weight** : 16.5 lbs.  
**Package Type** : Boxed



-----45.75" O. A. L.-----

### SUZUKI TRUCK

Grand Vitara	2006-08	V6	2.7L
--------------	---------	----	------

## 40951

**Inlet A** : 10 Bolt Welded Flange  
**Box Size** : 10"L x 18"W x 14"H  
**Catalyst** : ECO III

**Outlet A** : Flared  
**Weight** : 12 lbs.  
**Package Type** : Boxed



-----19.25" O. A. L.-----

### MINI

Cooper	2007-15	L4	1.6L
--------	---------	----	------

## 40949

**Inlet A** : 3 Bolt Welded Flange  
**Box Size** : 15"L x 8"W x 5"H  
**Catalyst** : ECO III

**Outlet A** : 2.25" OD Pipe  
**Weight** : 8 lbs.  
**Package Type** : Boxed



-----17" O. A. L.-----

### JAGUAR

X-Type	2002-03	V6	2.5L
X-Type	2002-03	V6	3.0L

## 40953

**Inlet A** : 3 Bolt Welded Flange  
**Box Size** : 43"L x 11"W x 7"H  
**Catalyst** : Standard

**Outlet A** : 2.5" OD Pipe  
**Weight** : 15 lbs.  
**Package Type** : Boxed



-----42.25" O. A. L.-----

### SAAB

9-3	2006-09	V6	2.8L
-----	---------	----	------

**40954**

**Inlet A :** 2 Bolt Welded Flange  
**Box Size :** 43"L x 11"W x 7"H  
**Catalyst :** Standard

**Outlet A :** 2.15" ID Pipe  
**Weight :** 10 lbs.  
**Package Type :** Boxed



<-----40.25" O. A. L.----->

**TOYOTA TRUCK**

RAV4 2004-05 L4 2.4L

**40957**

**Inlet A :** 2 Bolt Welded Flange  
**Box Size :** 30.5"L x 8.75"W x 5.75"H  
**Package Type :** Boxed

**Outlet A :** 3 Bolt Welded Flange  
**Weight :** 9 lbs.  
**Catalyst :** Standard



<-----26" O. A. L.----->

**HONDA**

Insight 2010-14 L4 1.3L

**40955**

**Inlet A :** 2 Bolt Welded Flange  
**Box Size :** 46"L x 15"W x 15"H  
**Catalyst :** Standard

**Outlet A :** 2 Bolt Welded Flange  
**Weight :** 17 lbs.  
**Package Type :** Boxed



<-----48.5" O. A. L.----->

**TOYOTA**

Camry 2010-11 L4 2.5L

**40958**

**Inlet A :** 6 Bolt Welded Flange  
**Box Size :** 15"L x 8"W x 5"H  
**Catalyst :** ECO III

**Outlet A :** 3 Bolt Welded Flange  
**Weight :** 8 lbs.  
**Package Type :** Boxed



<-----14.75" O. A. L.----->

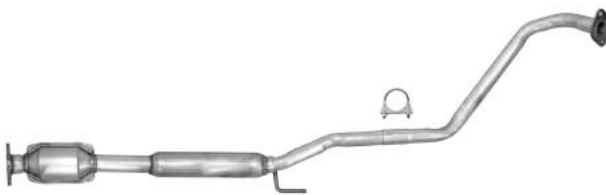
**HONDA**

Civic 2006-11 L4 1.3L

**40956**

**Inlet A :** 2 Bolt Welded Flange  
**Box Size :** 75"L x 10"W x 5"H  
**Catalyst :** Standard

**Outlet A :** 2 Bolt Welded Flange  
**Weight :** 16 lbs.  
**Package Type :** Boxed



<-----75.25" O. A. L.----->

**HYUNDAI**

Veloster 2012-15 L4 1.6L

**40959**

**Inlet A :** 2 Bolt Welded Flange  
**Box Size :** 30"L x 8"W x 5"H  
**Catalyst :** Standard

**Outlet A :** 3 Bolt Welded Flange  
**Weight :** 8 lbs.  
**Package Type :** Boxed



<-----29" O. A. L.----->

**HONDA**

Civic 2006-11 L4 1.3L

## 40960

**Inlet A** : 2 Bolt Welded Flange  
**Box Size** : 19.5"L x 8.5"W x 19.5"H  
**Package Type** : Boxed

**Outlet A** : 2 Bolt Welded Flange  
**Weight** : 6 lbs.  
**Catalyst** : Standard



-----14.625" O. A. L.-----


### KIA

Spectra	2004-06	L4	2.0L
Spectra5	2005-07	L4	2.0L

## 40963

**Inlet A** : 7 Bolt Welded Flange  
**Box Size** : 18"L x 14"W x 10"H  
**Catalyst** : ECO III

**Outlet A** : 2 Bolt Welded Flange  
**Weight** : 15 lbs.  
**Package Type** : Boxed



-----12.75" O. A. L.-----

### HYUNDAI

Sonata	2011-14	L4	2.4L
--------	---------	----	------

### KIA

Optima	2012-15	L4	2.4L
--------	---------	----	------

## 40961

**Inlet A** : 3 Bolt Loose Flange  
**Box Size** : 75"L x 10"W x 5"H  
**Catalyst** : ECO III

**Outlet A** : 1.965" OD Pipe  
**Weight** : 16 lbs.  
**Package Type** : Boxed



-----51.375" O. A. L.-----


### AUDI

Allroad Quattro	2003-05	V8	4.2L
-----------------	---------	----	------

## 40964

**Inlet A** : 7 Bolt Welded Flange  
**Box Size** : 18"L x 14"W x 10"H  
**Catalyst** : ECO III

**Outlet A** : 2 Bolt Welded Flange  
**Weight** : 15 lbs.  
**Package Type** : Boxed



-----13" O. A. L.-----

### HYUNDAI TRUCK

Santa Fe	2010-15	L4	2.4L
----------	---------	----	------

### KIA TRUCK

Sorento	2011-13	L4	2.4L
---------	---------	----	------

## 40962

**Inlet A** : 3 Bolt Loose Flange  
**Box Size** : 61.5"L x 10.25"W x 7"H  
**Package Type** : Boxed

**Outlet A** : 1.965" OD Pipe  
**Weight** : 17 lbs.  
**Catalyst** : ECO III



-----50.5" O. A. L.-----

### AUDI

Allroad Quattro	2003-05	V8	4.2L
-----------------	---------	----	------

## 40965

**Inlet A** : 2 Bolt Welded Flange  
**Box Size** : 30"L x 9"W x 6"H  
**Catalyst** : Standard

**Outlet A** : 2 Bolt Loose Flange  
**Weight** : 9 lbs.  
**Package Type** : Boxed



-----25.5" O. A. L.-----

### NISSAN

Sentra	2009-12	L4	2.0L
--------	---------	----	------

**40966**

**Inlet A :** 2 Bolt Welded Flange  
**Inlet B :** 2 Bolt Welded Flange  
**Box Size :** 75"L x 10"W x 5"H  
**Package Type :** Boxed

**Outlet A :** 2 Bolt Welded Flange  
**Weight :** 31 lbs.  
**Catalyst :** Standard



-----75.75" O. A. L.-----

**LEXUS**

IS250	2006-12	V6	2.5L
IS350	2006-12	V6	3.5L

**40970**

**Inlet A :** 2 Bolt Welded Flange  
**Box Size :** 62"L x 10.25"W x 7"H  
**Package Type :** Boxed

**Outlet A :** 2.025" OD Pipe  
**Weight :** 11 lbs.  
**Catalyst :** Standard



-----43.75" O. A. L.-----

**LEXUS TRUCK**

RX400h	2006-08	V6	3.3L
--------	---------	----	------

**TOYOTA TRUCK**

Highlander	2006-07	V6	3.3L
------------	---------	----	------

**40968**

**Inlet A :** 8 Bolt Welded Flange  
**Box Size :** 31"L x 9"W x 6"H  
**Catalyst :** ECO III

**Outlet A :** 2 Bolt Welded Flange  
**Weight :** 17 lbs.  
**Package Type :** Boxed



-----23" O. A. L.-----

**KIA TRUCK**

Sorento	2008-09	V6	3.3L
Sorento	2007-09	V6	3.8L

**40971**

**Inlet A :** 3 Bolt Welded Flange  
**Inlet B :** 3 Bolt Welded Flange  
**Box Size :** 36.5"L x 11.5"W x 6.75"H

**Outlet A :** 2.57" OD Pipe  
**Weight :** 17 lbs.  
**Catalyst :** ECO III  
**Package Type :** Boxed



-----31.5" O. A. L.-----

**AUDI**

TT Quattro	2001-06	L4	1.8L
------------	---------	----	------

**40969**

**Inlet A :** 8 Bolt Welded Flange  
**Box Size :** 31"L x 9"W x 6"H  
**Catalyst :** ECO III

**Outlet A :** 2 Bolt Welded Flange  
**Weight :** 17 lbs.  
**Package Type :** Boxed



**KIA TRUCK**

Sorento	2008-09	V6	3.3L
Sorento	2007-09	V6	3.8L

**40972**

**Inlet A :** 9 Bolt Welded Flange  
**Box Size :** 18"L x 14"W x 10"H  
**Catalyst :** ECO III

**Outlet A :** 2 Bolt Welded Flange  
**Weight :** 11 lbs.  
**Package Type :** Boxed



-----13.75" O. A. L.-----

**HYUNDAI**

Accent	2012-14	L4	1.6L
Veloster	2012-16	L4	1.6L

**KIA**

Rio	2012-16	L4	1.6L
Soul	2012-16	L4	1.6L



**40979**

**Inlet A :** 6 Bolt Welded Flange  
**Box Size :** 15"L x 14"W x 8"H  
**Catalyst :** ECO III

**Outlet A :** 3 Bolt Welded Flange  
**Weight :** 9 lbs.  
**Package Type :** Boxed



-----10.25" O. A. L.-----

**NISSAN**

Maxima	2009-10	V6	3.5L
--------	---------	----	------

**40980**

**Inlet A :** 4 Bolt Welded Flange  
**Box Size :** 15"L x 7"W x 6"H  
**Catalyst :** ECO III

**Outlet A :** 3 Bolt Welded Flange  
**Weight :** 8 lbs.  
**Package Type :** Boxed



-----11.5" O. A. L.-----

**NISSAN**

Maxima	2009-13	V6	3.5L
--------	---------	----	------

**40981**

**Inlet A :** 3 Bolt Welded Flange  
**Inlet B :** 3 Bolt Welded Flange  
**Box Size :** 42"L x 10"W x 7"H  
**Package Type :** Boxed

**Outlet A :** 2 Bolt Welded Flange  
**Weight :** 15 lbs.  
**Catalyst :** Standard



-----41.5" O. A. L.-----

**NISSAN**

Maxima	2009-14	V6	3.5L
--------	---------	----	------

**40982**

**Inlet A :** 12 Bolt Welded Flange  
**Box Size :** 21"L x 19"W x 8"H  
**Catalyst :** ECO III

**Outlet A :** 4 Bolt Welded Flange  
**Weight :** 13 lbs.  
**Package Type :** Boxed



-----20" O. A. L.-----

**VOLVO**

S40	2004-06	L5	2.4L
V50	2005-06	L5	2.4L

**40983**

**Inlet A :** 2 Bolt Welded Flange  
**Box Size :** 44"L x 15"W x 11"H  
**Catalyst :** Standard

**Outlet A :** 2 Bolt Welded Flange  
**Weight :** 17 lbs.  
**Package Type :** Boxed



-----45" O. A. L.-----

**SUZUKI TRUCK**

XL-7	2004-06	V6	2.7L
------	---------	----	------

**40985**

**Inlet A :** 6 Bolt Welded Flange  
**Box Size :** 10"L x 18"W x 14"H  
**Catalyst :** ECO III

**Outlet A :** 2 Bolt Welded Flange  
**Weight :** 12 lbs.  
**Package Type :** Boxed



-----15.5" O. A. L.-----

**TOYOTA VAN**

Sienna	2007-10	V6	3.5L
--------	---------	----	------

## 40987

**Inlet A** : 2 Bolt Loose Flange  
**Box Size** : 62"L x 11"W x 7"H  
**Catalyst** : ECO III

**Outlet A** : 2.92" OD Pipe  
**Weight** : 13 lbs.  
**Package Type** : Boxed



-----51" O. A. L.-----

### MERCEDES-BENZ TRUCK

GL450	2007-12	V8	4.6L
GL550	2008-12	V8	5.5L
ML550	2008-11	V8	5.5L

## 40988

**Inlet A** : 2 Bolt Loose Flange  
**Box Size** : 61"L x 7"W x 11"H  
**Catalyst** : ECO III

**Outlet A** : 2.375" OD Pipe  
**Weight** : 14 lbs.  
**Package Type** : Boxed



-----52.5" O. A. L.-----

### MERCEDES-BENZ TRUCK

GL450	2007-12	V8	4.6L
GL550	2008-12	V8	5.5L
ML550	2008-11	V8	5.5L

## 40989

**Inlet A** : 5 Bolt Welded Flange  
**Box Size** : 18"L x 14"W x 10"H  
**Catalyst** : ECO III

**Outlet A** : 3 Bolt Welded Flange  
**Weight** : 17 lbs.  
**Package Type** : Boxed



-----21" O. A. L.-----

### NISSAN

Altima	2013-15	L4	2.5L
--------	---------	----	------

## 40990

**Inlet A** : 2 Bolt Welded Flange  
**Box Size** : 34"L x 9"W x 9"H  
**Catalyst** : Standard

**Outlet A** : 2 Bolt Welded Flange  
**Weight** : 9 lbs.  
**Package Type** : Boxed



-----29.25" O. A. L.-----

### NISSAN TRUCK

Juke	2011-16	L4	1.6L
------	---------	----	------

## 40991

**Inlet A** : 2 Bolt Welded Flange  
**Inlet B** : 2 Bolt Welded Flange  
**Box Size** : 33"L x 22"W x 10"H  
**Package Type** : Boxed

**Outlet A** : 2 Bolt Welded Flange  
**Weight** : 15 lbs.  
**Catalyst** : ECO III



-----22.5" O. A. L.-----

### MITSUBISHI TRUCK

Montero	2004-06	V6	3.8L
---------	---------	----	------

## 40992

**Inlet A** : 2 Bolt Welded Flange  
**Box Size** : 9"L x 6"W x 19"H  
**Catalyst** : Standard

**Outlet A** : 2 Bolt Welded Flange  
**Weight** : 9 lbs.  
**Package Type** : Boxed



-----17.5" O. A. L.-----

### MITSUBISHI TRUCK

Montero	2003-06	V6	3.8L
---------	---------	----	------

**40994**

**Inlet A :** 5 Bolt Welded Flange  
**Box Size :** 22"L x 19"W x 9"H  
**Catalyst :** ECO III

**Outlet A :** 3 Bolt Welded Flange  
**Weight :** 15 lbs.  
**Package Type :** Boxed



<-----17.75" O. A. L.----->

**NISSAN TRUCK**

Rogue	2008-16	L4	2.5L
X-Trail	2007-16	L4	2.5L

**40995**

**Inlet A :** 3 Bolt Welded Flange  
**Box Size :** 15"L x 8"W x 5"H  
**Catalyst :** ECO III

**Outlet A :** 2 Bolt Welded Flange  
**Weight :** 7 lbs.  
**Package Type :** Boxed



<-----14" O. A. L.----->

**HYUNDAI**

Genesis Coupe	2010-12	L4	2.0L
---------------	---------	----	------

**40996**

**Inlet A :** V-Clamp  
**Box Size :** 30"L x 9"W x 6"H  
**Catalyst :** ECO III

**Outlet A :** 2 Bolt Welded Flange  
**Weight :** 10 lbs.  
**Package Type :** Boxed



<-----21" O. A. L.----->

**BMW**

550i	2011	V8	4.4L
550i GT	2010-11	V8	4.4L
550i GT xDrive	2010-11	V8	4.4L
550i xDrive	2011	V8	4.4L
650i	2012	V8	4.4L
650i xDrive	2012	V8	4.4L
750i	2009-11	V8	4.4L

**40996 (CONT'D)**

**BMW (CONT'D)**

750i xDrive	2010-11	V8	4.4L
750Li	2010-11	V8	4.4L
750Li xDrive	2010-11	V8	4.4L

**BMW TRUCK**

X5	2010-11	V8	4.4L
X6	2008-11	V8	4.4L

**40997**

**Inlet A :** V-Clamp  
**Box Size :** 36"L x 12"W x 7"H  
**Catalyst :** ECO III

**Outlet A :** 2 Bolt Welded Flange  
**Weight :** 10 lbs.  
**Package Type :** Boxed



<-----22" O. A. L.----->

**BMW**

550i	2011	V8	4.4L
550i GT	2010-11	V8	4.4L
550i GT xDrive	2010-11	V8	4.4L
550i xDrive	2011	V8	4.4L
650i	2012	V8	4.4L
650i xDrive	2012	V8	4.4L
750i	2009-11	V8	4.4L
750i xDrive	2010-11	V8	4.4L
750Li	2010-11	V8	4.4L
750Li xDrive	2010-11	V8	4.4L

**BMW TRUCK**

X5	2010-11	V8	4.4L
X6	2008-11	V8	4.4L

**40998**

**Inlet A :** 2 Bolt Welded Flange  
**Box Size :** 75"L x 10"W x 5"H  
**Catalyst :** ECO III

**Outlet A :** 2 Bolt Welded Flange  
**Weight :** 27 lbs.  
**Package Type :** Boxed



<-----104" O. A. L.----->

**MITSUBISHI TRUCK**

Outlander	2008-09	L4	2.4L
-----------	---------	----	------



**40999**

**Inlet A** : 5 Bolt Welded Flange  
**Box Size** : 18"L x 14"W x 10"H  
**Catalyst** : ECO III

**Outlet A** : 2 Bolt Welded Flange  
**Weight** : 13 lbs.  
**Package Type** : Boxed



-----14" O. A. L.-----

**NISSAN**

Sentra 2009-12 L4 2.0L

**41002**

**Inlet A** : 8 Bolt Welded Flange  
**Box Size** : 14"L x 12"W x 7"H  
**Catalyst** : ECO III

**Outlet A** : 4 Bolt Welded Flange  
**Weight** : 10 lbs.  
**Package Type** : Boxed



-----15.5" O. A. L.-----

**VOLVO TRUCK**

XC90 2007-10 L6 3.2L

**41000**

**Inlet A** : 5 Bolt Welded Flange  
**Box Size** : 21"L x 19"W x 8"H  
**Catalyst** : ECO III

**Outlet A** : 3 Bolt Welded Flange  
**Weight** : 20 lbs.  
**Package Type** : Boxed



-----19" O. A. L.-----

**NISSAN**

Sentra 2007-12 L4 2.5L

**41003**

**Inlet A** : 4 Bolt Welded Flange  
**Inlet B** : 4 Bolt Welded Flange  
**Box Size** : 42"L x 10"W x 7"H  
**Package Type** : Boxed

**Outlet A** : 4 Bolt Welded Flange  
**Weight** : 19 lbs.  
**Catalyst** : Standard



-----36" O. A. L.-----

**VOLVO TRUCK**

XC90 2007-10 L6 3.2L

**41001**

**Inlet A** : 8 Bolt Welded Flange  
**Box Size** : 14"L x 12"W x 7"H  
**Catalyst** : ECO III

**Outlet A** : 4 Bolt Welded Flange  
**Weight** : 9 lbs.  
**Package Type** : Boxed



-----13" O. A. L.-----

**VOLVO TRUCK**

XC90 2007-10 L6 3.2L

**41004**

**Inlet A** : 9 Bolt Welded Flange  
**Box Size** : 18"L x 14"W x 10"H  
**Catalyst** : ECO III

**Outlet A** : 3 Bolt Welded Flange  
**Weight** : 15 lbs.  
**Package Type** : Boxed



-----12.5" O. A. L.-----

**KIA**

Spectra 2002-04 L4 1.8L

**41005**

**Inlet A :** 8 Bolt Welded Flange  
**Box Size :** 31"L x 9"W x 6"H  
**Catalyst :** ECO III

**Outlet A :** 2 Bolt Welded Flange  
**Weight :** 13 lbs.  
**Package Type :** Boxed



-----28" O. A. L.-----

**LEXUS TRUCK**

GX470	2003-04	V8	4.7L
-------	---------	----	------

**TOYOTA TRUCK**

4Runner	2003-04	V8	4.7L
---------	---------	----	------

**41008**

**Inlet A :** 6 Bolt Welded Flange  
**Box Size :** 36"L x 12"W x 7"H  
**Catalyst :** ECO III

**Outlet A :** 2 Bolt Welded Flange  
**Weight :** 10 lbs.  
**Package Type :** Boxed



-----21" O. A. L.-----

**BMW**

525i	2004-05	L6	2.5L
------	---------	----	------

530i	2004-05	L6	3.0L
------	---------	----	------

**41006**

**Inlet A :** 8 Bolt Welded Flange  
**Box Size :** 31"L x 9"W x 6"H  
**Catalyst :** ECO III

**Outlet A :** 2 Bolt Welded Flange  
**Weight :** 13 lbs.  
**Package Type :** Boxed



-----28" O. A. L.-----

**LEXUS TRUCK**

GX470	2003-04	V8	4.7L
-------	---------	----	------

**TOYOTA TRUCK**

4Runner	2003-04	V8	4.7L
---------	---------	----	------

**41009**

**Inlet A :** 3 Bolt Welded Flange  
**Inlet B :** 3 Bolt Welded Flange  
**Box Size :** 46"L x 16"W x 16"H  
**Package Type :** Boxed

**Outlet A :** 3 Bolt Welded Flange  
**Weight :** 16 lbs.  
**Catalyst :** Standard



-----44-1/16" O. A. L.-----

**HONDA**

Accord	2013-14	V6	3.5L
--------	---------	----	------

**41007**

**Inlet A :** 6 Bolt Welded Flange  
**Box Size :** 36"L x 12"W x 7"H  
**Catalyst :** ECO III

**Outlet A :** 2 Bolt Welded Flange  
**Weight :** 10 lbs.  
**Package Type :** Boxed



-----32" O. A. L.-----

**BMW**

525i	2004-05	L6	2.5L
------	---------	----	------

530i	2004-05	L6	3.0L
------	---------	----	------

**41010**

**Inlet A :** 7 Bolt Welded Flange  
**Box Size :** 15"L x 12"W x 9"H  
**Catalyst :** ECO III

**Outlet A :** 2 Bolt Welded Flange  
**Weight :** 14 lbs.  
**Package Type :** Boxed



-----14" O. A. L.-----

**HYUNDAI TRUCK**

Santa Fe	2007-09	V6	2.7L
----------	---------	----	------

**KIA**

Optima	2006-08	V6	2.7L
--------	---------	----	------

Rondo	2007-10	V6	2.7L
-------	---------	----	------

**41011**

**Inlet A** : 12 Bolt Welded Flange  
**Box Size** : 37"L x 12"W x 7"H  
**Catalyst** : ECO III

**Outlet A** : 4 Bolt Welded Flange  
**Weight** : 21 lbs.  
**Package Type** : Boxed



-----28" O. A. L.-----

**HYUNDAI**

Equus	2011	V8	4.6L
Genesis	2009-12	V8	4.6L

**41012**

**Inlet A** : 12 Bolt Welded Flange  
**Box Size** : 34"L x 9"W x 9"H  
**Catalyst** : ECO III

**Outlet A** : 4 Bolt Welded Flange  
**Weight** : 22 lbs.  
**Package Type** : Boxed



-----28" O. A. L.-----

**HYUNDAI**

Equus	2011	V8	4.6L
Genesis	2009-12	V8	4.6L

**41013**

**Inlet A** : 3 Bolt Welded Flange  
**Box Size** : 42"L x 10"W x 7"H  
**Catalyst** : ECO CARB

**Outlet A** : 2" OD Pipe  
**Weight** : 16 lbs.  
**Package Type** : Boxed



-----67" O. A. L.-----

**AUDI**

A6 Quattro	2005-08	V6	3.2L
------------	---------	----	------

**41014**

**Inlet A** : 3 Bolt Welded Flange  
**Box Size** : 43"L x 11"W x 7"H  
**Catalyst** : ECO CARB

**Outlet A** : 2" OD Pipe  
**Weight** : 18 lbs.  
**Package Type** : Boxed



-----65.5" O. A. L.-----

**AUDI**

A6 Quattro	2005-08	V6	3.2L
------------	---------	----	------

**41015**

**Inlet A** : 4 Bolt Welded Flange  
**Box Size** : 46"L x 16"W x 16"H  
**Catalyst** : ECO III

**Outlet A** : 2" OD Pipe  
**Weight** : 17 lbs.  
**Package Type** : Boxed



-----42" O. A. L.-----

**VOLKSWAGEN**

Jetta	2012-15	L4	2.0L
-------	---------	----	------

**41016**

**Inlet A** : 3 Bolt Welded Flange  
**Box Size** : 15"L x 7"W x 5"H  
**Catalyst** : Standard

**Outlet A** : 3 Bolt Welded Flange  
**Weight** : 5 lbs.  
**Package Type** : Boxed



-----10.25" O. A. L.-----

**ACURA**

TSX	2009-14	L4	2.4L
-----	---------	----	------

**HONDA**

Accord	2008-12	L4	2.4L
--------	---------	----	------

**BUYERS GUIDE**

**41020**

**Inlet A :** 2 Bolt Loose Flange  
**Box Size :** 62"L x 11"W x 7"H  
**Catalyst :** ECO III

**Outlet A :** 2.49" OD Male Ball  
**Weight :** 20 lbs.  
**Package Type :** Boxed



-----49" O. A. L.-----

**MERCEDES-BENZ**

R350 2006-11 V6 3.5L

**41023**

**Inlet A :** 3.114" Flare  
**Box Size :** 43"L x 11"W x 7"H  
**Catalyst :** Standard

**Outlet A :** 2.05" OD Pipe  
**Weight :** 11 lbs.  
**Package Type :** Boxed



-----43.5" O. A. L.-----

**MINI**

Cooper 2007-09 L4 1.6L

**41021**

**Inlet A :** 2 Bolt Loose Flange  
**Box Size :** 62"L x 11"W x 7"H  
**Catalyst :** ECO III

**Outlet A :** 2.16" OD Pipe  
**Weight :** 14 lbs.  
**Package Type :** Boxed



-----51" O. A. L.-----

**MERCEDES-BENZ**

R350 2006-11 V6 3.5L

**41024**

**Inlet A :** 3 Bolt Welded Flange  
**Inlet B :** 3 Bolt Welded Flange  
**Box Size :** 45"L x 26"W x 13"H  
**Package Type :** Boxed

**Outlet A :** 2 Bolt Loose Flange  
**Weight :** 27 lbs.  
**Catalyst :** ECO III



-----53.5" O. A. L.-----

**LAND ROVER TRUCK**

Range Rover	1999-00	V8	4.0L
Range Rover	1999-02	V8	4.6L

**41022**

**Inlet A :** 3 Bolt Welded Flange  
**Box Size :** 31"L x 9"W x 6"H  
**Catalyst :** ECO III

**Outlet A :** 3.125" Flare  
**Weight :** 9 lbs.  
**Package Type :** Boxed



-----23.5" O. A. L.-----

**MINI**

Cooper 2007-15 L4 1.6L

**41025**

**Inlet A :** 8 Bolt Welded Flange  
**Box Size :** 18"L x 14"W x 10"H  
**Catalyst :** ECO III

**Outlet A :** 2 Bolt Welded Flange  
**Weight :** 12 lbs.  
**Package Type :** Boxed



-----14.5" O. A. L.-----

**HYUNDAI TRUCK**

Santa Fe	2011-12	V6	3.5L
----------	---------	----	------

**KIA TRUCK**

Sorento	2011-13	V6	3.5L
---------	---------	----	------

**41026**

**Inlet A** : 8 Bolt Welded Flange  
**Box Size** : 18"L x 14"W x 10"H  
**Catalyst** : ECO III

**Outlet A** : 2 Bolt Welded Flange  
**Weight** : 12 lbs.  
**Package Type** : Boxed



-----15" O. A. L.-----

**HYUNDAI TRUCK**

Santa Fe 2010-12 V6 3.5L

**KIA TRUCK**

Sorento 2011-13 V6 3.5L

**41027**

**Inlet A** : 6 Bolt Welded Flange  
**Box Size** : 15"L x 12"W x 9"H  
**Catalyst** : ECO III

**Outlet A** : 2 Bolt Welded Flange  
**Weight** : 10 lbs.  
**Package Type** : Boxed



-----15.25" O. A. L.-----

**HYUNDAI TRUCK**

Tucson 2005-08 V6 2.7L

**KIA TRUCK**

Sportage 2005-10 V6 2.7L

**41029**

**Inlet A** : 6 Bolt Welded Flange  
**Box Size** : 18"L x 14"W x 10"H  
**Catalyst** : ECO III

**Outlet A** : 2 Bolt Welded Flange  
**Weight** : 12 lbs.  
**Package Type** : Boxed



-----17" O. A. L.-----

**LEXUS TRUCK**

RX350 2007-09 V6 3.5L

**TOYOTA TRUCK**

Highlander 2008-13 V6 3.5L

**41029 (CONT'D)**


**TOYOTA VAN**

Sienna 2007-10 V6 3.5L

**41030**

**Inlet A** : 4 Bolt Welded Flange  
**Box Size** : 46"L x 16"W x 16"H  
**Catalyst** : ECO III

**Outlet A** : 2.37" OD Pipe  
**Weight** : 22 lbs.  
**Package Type** : Boxed



-----64.5" O. A. L.-----


**VOLKSWAGEN**

CC 2009-15 L4 2.0L

**41031**

**Inlet A** : 4 Bolt Welded Flange  
**Box Size** : 46"L x 16"W x 16"H  
**Catalyst** : ECO III

**Outlet A** : 2.375" OD Pipe  
**Weight** : 22 lbs.  
**Package Type** : Boxed



-----64.875" O. A. L.-----

**VOLKSWAGEN TRUCK**

Tiguan 2009-16 L4 2.0L

**41033**

**Inlet A** : 4 Bolt Welded Flange  
**Box Size** : 31"L x 9"W x 6"H  
**Catalyst** : ECO III

**Outlet A** : 3 Bolt Welded Flange  
**Weight** : 10 lbs.  
**Package Type** : Boxed



-----24" O. A. L.-----

**AUDI**

A4 2009-13 L4 2.0L

A4 Quattro 2009-12 L4 2.0L

A5 2010-11 L4 2.0L

A5 Quattro 2010-11 L4 2.0L

**BUYERS GUIDE**

**41033 (CONT'D)**

**AUDI TRUCK**

Q5 2011-14 L4 2.0L

**41034**

**Inlet A** : 2 Bolt Welded Flange  
**Box Size** : 8"L x 10"W x 8"H  
**Package Type** : Boxed

**Outlet A** : 2 Bolt Welded Flange  
**Weight** : 9 lbs.



<-----80.75" O. A. L.----->

**LEXUS TRUCK**

RX300 1999-03 V6 3.0L

**41035**

**Inlet A** : 7 Bolt Welded Flange  
**Box Size** : 9"L x 9"W x 9"H  
**Package Type** : Boxed

**Outlet A** : 2 Bolt Welded Flange  
**Weight** : 11 lbs.



<-----12" O. A. L.----->

**HYUNDAI TRUCK**

Santa Fe 2007-09 V6 2.7L

**41036**

**Inlet A** : 2 Bolt Welded Flange  
**Inlet B** : 2 Bolt Welded Flange  
**Box Size** : 5"L x 9"W x 5"H

**Outlet A** : 2 Bolt Welded Flange  
**Weight** : 17 lbs.  
**Package Type** : Boxed



<-----47" O. A. L.----->

**HYUNDAI**

Tiburon 2003-08 V6 2.7L

**41037**

**Inlet A** : 3 Bolt Welded Flange  
**Box Size** : 10"L x 18"W x 10"H  
**Package Type** : Boxed

**Outlet A** : 2 Bolt Welded Flange  
**Weight** : 19 lbs.



<-----56" O. A. L.----->

**TOYOTA TRUCK**

Tundra 2007-13 V8 5.7L

**41038**

**Inlet A** : 2 Bolt Welded Flange  
**Box Size** : 8"L x 10"W x 8"H  
**Package Type** : Boxed

**Outlet A** : 2 Bolt Welded Flange  
**Weight** : 9 lbs.



<-----28" O. A. L.----->

**MAZDA**

6 2006-08 V6 3.0L

**41039**

**Inlet A** : 2 Bolt Welded Flange  
**Inlet B** : 2 Bolt Welded Flange  
**Box Size** : 5"L x 24"W x 5"H

**Outlet A** : 2.47" ID Pipe  
**Weight** : 13 lbs.  
**Package Type** : Boxed



<-----47.25" O. A. L.----->

**LEXUS**

LS430 2001-06 V8 4.3L



**41049**

**Inlet A** : 2 Bolt Welded Flange  
**Box Size** : 5"L x 6"W x 5"H  
**Package Type** : Boxed

**Outlet A** : 2 Bolt Welded Flange  
**Weight** : 28 lbs.



-----13" O. A. L.-----

**HYUNDAI TRUCK**

Santa Fe	2010-12	L4	2.4L
----------	---------	----	------

**KIA TRUCK**

Sorento	2011-13	L4	2.4L
---------	---------	----	------

**41050**

**Inlet A** : 2 Bolt Welded Flange  
**Box Size** : 8"L x 10"W x 8"H  
**Package Type** : Boxed

**Outlet A** : 2 Bolt Welded Flange  
**Weight** : 16 lbs.



-----45.75" O. A. L.-----

**MITSUBISHI**

Lancer	2005-07	L4	2.0L
--------	---------	----	------

**41051**

**Inlet A** : 2 Bolt Welded Flange  
**Box Size** : 5"L x 6"W x 5"H  
**Package Type** : Boxed

**Outlet A** : 2 Bolt Welded Flange  
**Weight** : 9 lbs.



-----17.5" O. A. L.-----

**HYUNDAI**

Sonata	2009-10	L4	2.4L
--------	---------	----	------

**KIA**

Forte	2010-12	L4	2.4L
Forte Koup	2010-12	L4	2.4L

**41052**

**Inlet A** : 2 Bolt Welded Flange  
**Box Size** : 8"L x 10"W x 8"H  
**Package Type** : Boxed

**Outlet A** : 2 Bolt Welded Flange  
**Weight** : 6 lbs.



-----33" O. A. L.-----

**NISSAN**

Cube	2009-14	L4	1.8L
------	---------	----	------

**41053**

**Inlet A** : 5 Bolt Welded Flange  
**Box Size** : 9"L x 14"W x 9"H  
**Package Type** : Boxed

**Outlet A** : 2 Bolt Welded Flange  
**Weight** : 11 lbs.



-----19" O. A. L.-----

**TOYOTA**

Camry	2007-09	L4	2.4L
-------	---------	----	------

**41054**

**Inlet A** : 2 Bolt Welded Flange  
**Box Size** : 4"L x 7"W x 4"H  
**Package Type** : Boxed

**Outlet A** : 2.13" OD Pipe  
**Weight** : 16 lbs.



-----16" O. A. L.-----

**MAZDA**

3	2010-12	L4	2.0L
3 Sport	2012	L4	2.5L



**41055**

**Inlet A :** 2 Bolt Welded Flange  
**Inlet B :** 2 Bolt Welded Flange  
**Box Size :** 7"L x 8"W x 7"H

**Outlet A :** 2 Bolt Welded Flange  
**Weight :** 5 lbs.  
**Package Type :** Boxed



-----29" O. A. L.-----

**LEXUS TRUCK**

GX470	2003-04	V8	4.7L
-------	---------	----	------

**TOYOTA TRUCK**

4Runner	2003-04	V8	4.7L
---------	---------	----	------

**41058**

**Inlet A :** 7 Bolt Welded Flange  
**Box Size :** 7"L x 13"W x 7"H  
**Package Type :** Boxed

**Outlet A :** 3 Bolt Welded Flange  
**Weight :** 11 lbs.



-----13.5" O. A. L.-----

**MAZDA**

626	2000-02	V6	2.5L
-----	---------	----	------

**41059**

**Inlet A :** 2 Bolt Welded Flange  
**Box Size :** 5"L x 5"W x 5"H  
**Package Type :** Boxed

**Outlet A :** 2 Bolt Welded Flange  
**Weight :** 13 lbs.



-----16" O. A. L.-----

**HYUNDAI VAN**

Entourage	2007-08	V6	3.8L
-----------	---------	----	------

**KIA VAN**

Sedona	2006-10	V6	3.8L
--------	---------	----	------

**41056**

**Inlet A :** 2 Bolt Welded Flange  
**Box Size :** 5"L x 6"W x 5"H  
**Package Type :** Boxed

**Outlet A :** 2.13" OD Pipe  
**Weight :** 12 lbs.



-----39" O. A. L.-----

**TOYOTA TRUCK**

Highlander	2008-10	V6	3.3L
------------	---------	----	------

**41057**

**Inlet A :** 2 Bolt Welded Flange  
**Inlet B :** 2 Bolt Welded Flange  
**Box Size :** 7"L x 13"W x 7"H

**Outlet A :** 2 Bolt Welded Flange  
**Weight :** 5 lbs.  
**Package Type :** Boxed



-----24.5" O. A. L.-----

**LEXUS**

GS300	1993-94	L6	3.0L
SC300	1993-94	L6	3.0L

**41060**

**Inlet A :** 3 Bolt Welded Flange  
**Box Size :** 7"L x 13"W x 7"H  
**Package Type :** Boxed

**Outlet A :** 2 Bolt Welded Flange  
**Weight :** 13 lbs.



-----24" O. A. L.-----

**SUZUKI**

Esteem	1999-02	L4	1.8L
--------	---------	----	------

**41061**

**Inlet A** : 3 Bolt Welded Flange  
**Box Size** : 8"L x 10"W x 8"H  
**Package Type** : Boxed

**Outlet A** : 2 Bolt Welded Flange  
**Weight** : 6 lbs.



-----43.5" O. A. L.-----

**INFINITI**

J30	1993-97	V6	3.0L
-----	---------	----	------

**41062**

**Inlet A** : 2 Bolt Welded Flange  
**Box Size** : 5"L x 7"W x 5"H  
**Package Type** : Boxed

**Outlet A** : 2 Bolt Welded Flange  
**Weight** : 11 lbs.



-----13.25" O. A. L.-----

**KIA**

Rio	2001-02	L4	1.5L
-----	---------	----	------

**41063**

**Inlet A** : 2 Bolt Welded Flange  
**Box Size** : 4"L x 9"W x 4"H  
**Package Type** : Boxed

**Outlet A** : 2.13" OD Pipe  
**Weight** : 9 lbs.



-----24" O. A. L.-----

**TOYOTA TRUCK**

Highlander	2009-12	L4	2.7L
------------	---------	----	------

**41064**

**Inlet A** : 2 Bolt Welded Flange  
**Box Size** : 5"L x 9"W x 5"H  
**Package Type** : Boxed

**Outlet A** : 2.25" OD Pipe  
**Weight** : 13 lbs.



-----21.25" O. A. L.-----

**MITSUBISHI**

Eclipse	2006-12	V6	3.8L
Galant	2006-09	V6	3.8L

**41065**

**Inlet A** : 2 Bolt Welded Flange  
**Box Size** : 7"L x 7"W x 7"H  
**Package Type** : Boxed

**Outlet A** : 2.56" OD Pipe  
**Weight** : 9 lbs.



-----47" O. A. L.-----

**TOYOTA**

Camry	2012-14	L4	2.5L
-------	---------	----	------

**41066**

**Inlet A** : 2 Bolt Welded Flange  
**Box Size** : 5"L x 9"W x 5"H  
**Package Type** : Boxed

**Outlet A** : 2" OD Pipe  
**Weight** : 22 lbs.



-----27.25" O. A. L.-----

**MITSUBISHI**

Eclipse	2006-09	L4	2.4L
---------	---------	----	------

**41067**

**Inlet A** : 2 Bolt Welded Flange  
**Box Size** : 6"L x 8"W x 6"H  
**Package Type** : Boxed

**Outlet A** : 2 Bolt Welded Flange  
**Weight** : 9 lbs.



-----43.25" O. A. L.-----

**TOYOTA TRUCK**

Highlander	2009-12	L4	2.7L
------------	---------	----	------

**41068**

**Inlet A** : 2 Bolt Welded Flange  
**Box Size** : 4"L x 7"W x 4"H  
**Package Type** : Boxed

**Outlet A** : 2" OD Pipe  
**Weight** : 11 lbs.



-----15" O. A. L.-----

**HYUNDAI**

Accent	2012-14	L4	1.6L
--------	---------	----	------

**KIA**

Rio	2012-16	L4	1.6L
-----	---------	----	------

**41070**

**Inlet A** : 2 Bolt Welded Flange  
**Box Size** : 8"L x 8"W x 8"H  
**Package Type** : Boxed

**Outlet A** : 2 Bolt Welded Flange  
**Weight** : 8 lbs.



-----10.25" O. A. L.-----

**KIA**

Spectra	2007-09	L4	2.0L
Spectra5	2007-09	L4	2.0L

**41071**

**Inlet A** : 2 Bolt Welded Flange  
**Box Size** : 13"L x 23"W x 13"H  
**Package Type** : Boxed

**Outlet A** : 2 Bolt Welded Flange  
**Weight** : 7 lbs.



-----46" O. A. L.-----

**INFINITI**

M45	2003-04	V8	4.5L
Q45	2002-06	V8	4.5L

**41069**

**Inlet A** : 2 Bolt Loose Flange  
**Inlet B** : 2 Bolt Loose Flange  
**Box Size** : 11"L x 56"W x 11"H

**Outlet A** : 3 Bolt Welded Flange  
**Weight** : 6 lbs.  
**Package Type** : Unboxed



-----67" O. A. L.-----

**MERCEDES-BENZ**

C280	1994-97	L6	2.8L
------	---------	----	------

**41072**

**Inlet A** : 3 Bolt Welded Flange  
**Box Size** : 7"L x 10"W x 7"H  
**Package Type** : Boxed

**Outlet A** : 2" OD Pipe  
**Weight** : 8 lbs.



-----49" O. A. L.-----

**AUDI**

A4 Quattro	2001	V6	2.8L
------------	------	----	------

**VOLKSWAGEN**

Passat	2000-05	V6	2.8L
--------	---------	----	------

**41073**

**Inlet A** : 3 Bolt Welded Flange  
**Box Size** : 8"L x 18"W x 8"H  
**Package Type** : Boxed

**Outlet A** : 2" OD Pipe  
**Weight** : 6 lbs.



-----63.5" O. A. L.-----

**AUDI**

A4 Quattro	2001	V6	2.8L
------------	------	----	------

**41074**

**Inlet A** : 3 Bolt Welded Flange  
**Box Size** : 7"L x 10"W x 7"H  
**Package Type** : Boxed

**Outlet A** : 2" OD Pipe  
**Weight** : 17 lbs.



-----51.5" O. A. L.-----

**VOLKSWAGEN**

Passat	2000-05	V6	2.8L
--------	---------	----	------

**41076**

**Inlet A** : 2 Bolt Welded Flange  
**Box Size** : 5"L x 7"W x 5"H  
**Package Type** : Boxed

**Outlet A** : 2.38" OD Pipe  
**Weight** : 5 lbs.



-----37.5" O. A. L.-----

**TOYOTA TRUCK**

Venza	2009-15	V6	3.5L
-------	---------	----	------

**41077**

**Inlet A** : 2 Bolt Welded Flange  
**Box Size** : 5"L x 8"W x 5"H  
**Package Type** : Boxed

**Outlet A** : 2.13" OD Pipe  
**Weight** : 22 lbs.



-----17.5" O. A. L.-----

**MAZDA**

3	2007-09	L4	2.0L
3	2007-09	L4	2.3L

**41078**

**Inlet A** : 2 Bolt Welded Flange  
**Box Size** : 7"L x 8"W x 7"H  
**Package Type** : Boxed

**Outlet A** : 2 Bolt Welded Flange  
**Weight** : 6 lbs.



-----32" O. A. L.-----

**TOYOTA TRUCK**

Tundra	2005-06	V6	4.0L
--------	---------	----	------

**41079**

**Inlet A** : 2 Bolt Welded Flange  
**Box Size** : 5"L x 9"W x 5"H  
**Package Type** : Boxed

**Outlet A** : 2.25" OD Pipe  
**Weight** : 30 lbs.



-----17.75" O. A. L.-----

**MAZDA**

3	2007-09	L4	2.0L
3	2007-09	L4	2.3L



**41088**

**Inlet A :** 1.75"OD Pipe  
**Box Size :** 8"L x 10"W x 8"H  
**Package Type :** Boxed

**Outlet A :** 2 Bolt Welded Flange  
**Weight :** 8 lbs.



-----43" O. A. L.-----

<b>BMW</b>			
525i	2006-07	L6	3.0L
525xi	2006-07	L6	3.0L
530i	2006-07	L6	3.0L
530xi	2006-07	L6	3.0L

**41089**

**Inlet A :** 3 Bolt Welded Flange  
**Box Size :** 33"L x 22"W x 10"H  
**Catalyst :** ECO III

**Outlet A :** 2 Bolt Welded Flange  
**Weight :** 18 lbs.  
**Package Type :** Boxed



-----56" O. A. L.-----

<b>TOYOTA TRUCK</b>			
Sequoia	2005-07	V8	4.7L

**41090**

**Inlet A :** 3 Bolt Welded Flange  
**Box Size :** 43"L x 11"W x 7"H  
**Catalyst :** ECO III

**Outlet A :** 2 Bolt Welded Flange  
**Weight :** 13 lbs.  
**Package Type :** Boxed



-----40" O. A. L.-----

<b>TOYOTA TRUCK</b>			
Sequoia	2005-07	V8	4.7L

**41091**

**Inlet A :** 2 Bolt Welded Flange  
**Box Size :** 31"L x 9"W x 6"H  
**Catalyst :** Standard

**Outlet A :** 3 Bolt Welded Flange  
**Weight :** 8 lbs.  
**Package Type :** Boxed



-----25.875" O. A. L.-----

<b>HONDA TRUCK</b>			
CR-V	2010-11	L4	2.4L

**41092**

**Inlet A :** 2 Bolt Welded Flange  
**Box Size :** 15"L x 7"W x 5"H  
**Catalyst :** Standard

**Outlet A :** 2 Bolt Welded Flange  
**Weight :** 5 lbs.  
**Package Type :** Boxed



-----11" O. A. L.-----

<b>KIA TRUCK</b>			
Sorento	2008-09	V6	3.3L
Sorento	2007-09	V6	3.8L

**41093**

**Inlet A :** 2 Bolt Welded Flange  
**Box Size :** 19"L x 9"W x 6"H  
**Catalyst :** ECO III

**Outlet A :** 2" OD Pipe  
**Weight :** 7 lbs.  
**Package Type :** Boxed



-----17" O. A. L.-----

<b>MAZDA</b>			
3	2007-09	L4	2.0L

**41096**

**Inlet A** : 3 Bolt Welded Flange  
**Box Size** : 31"L x 9"W x 6"H  
**Catalyst** : ECO III

**Outlet A** : 2 Bolt Welded Flange  
**Weight** : 11 lbs.  
**Package Type** : Boxed



-----20.5" O. A. L.-----

**INFINITI**

G35	2007-08	V6	3.5L
G37	2008-13	V6	3.7L
M35	2009-10	V6	3.5L
M37	2011-13	V6	3.7L

**INFINITI TRUCK**

EX35	2008-12	V6	3.5L
EX37	2013	V6	3.7L
FX35	2009-12	V6	3.5L
FX37	2013	V6	3.7L

**NISSAN**

350Z	2007-08	V6	3.5L
370Z	2009-13	V6	3.7L

**41097**

**Inlet A** : 3 Bolt Welded Flange  
**Box Size** : 31"L x 9"W x 6"H  
**Catalyst** : ECO III

**Outlet A** : 2 Bolt Welded Flange  
**Weight** : 11 lbs.  
**Package Type** : Boxed



-----19" O. A. L.-----

**INFINITI**

G35	2007-08	V6	3.5L
G37	2008-13	V6	3.7L
M35	2009-10	V6	3.5L
M37	2011-13	V6	3.7L

**INFINITI TRUCK**

EX35	2008-12	V6	3.5L
EX37	2013	V6	3.7L
FX35	2009-12	V6	3.5L
FX37	2013	V6	3.7L

**NISSAN**

350Z	2007-08	V6	3.5L
------	---------	----	------

**41097 (CONT'D)**

**NISSAN (CONT'D)**

370Z	2009-13	V6	3.7L
------	---------	----	------

**41099**

**Inlet A** : 3 Bolt Welded Flange  
**Box Size** : 31"L x 9"W x 6"H  
**Catalyst** : Standard

**Outlet A** : 2 Bolt Welded Flange  
**Weight** : 7 lbs.  
**Package Type** : Boxed



-----20.25" O. A. L.-----

**HONDA**

Fit	2009-13	L4	1.5L
-----	---------	----	------

**41100**

**Inlet A** : 5 Bolt Welded Flange  
**Box Size** : 23"L x 19"W x 9"H  
**Catalyst** : ECO III

**Outlet A** : 2 Bolt Welded Flange  
**Weight** : 13 lbs.  
**Package Type** : Boxed



-----19" O. A. L.-----

**TOYOTA TRUCK**

Venza	2009-15	L4	2.7L
-------	---------	----	------

**41101**

**Inlet A** : 6 Bolt Welded Flange  
**Box Size** : 10"L x 18"W x 14"H  
**Catalyst** : ECO III

**Outlet A** : 2 Bolt Welded Flange  
**Weight** : 15 lbs.  
**Package Type** : Boxed



-----16.75" O. A. L.-----

**LEXUS TRUCK**

RX350	2010-15	V6	3.5L
-------	---------	----	------

**TOYOTA TRUCK**

Highlander	2014-15	V6	3.5L
------------	---------	----	------

**41101 (CONT'D)**

**TOYOTA VAN**

Sienna 2011-16 V6 3.5L

**41102**

**Inlet A :** 2 Bolt Loose Flange  
**Box Size :** 43"L x 11"W x 7"H  
**Catalyst :** ECO III

**Outlet A :** 1.965" OD Pipe  
**Weight :** 12 lbs.  
**Package Type :** Boxed



<-----41" O. A. L.----->

**LAND ROVER TRUCK**

Range Rover 2003-05 V8 4.4L

**41103**

**Inlet A :** 2 Bolt Loose Flange  
**Box Size :** 43"L x 11"W x 7"H  
**Catalyst :** ECO III

**Outlet A :** 1.82" OD Pipe  
**Weight :** 11 lbs.  
**Package Type :** Boxed



<-----38" O. A. L.----->

**LAND ROVER TRUCK**

Range Rover 2003-05 V8 4.4L

**41104**

**Inlet A :** 6 Bolt Welded Flange  
**Box Size :** 10"L x 18"W x 14"H  
**Catalyst :** ECO III

**Outlet A :** 2 Bolt Welded Flange  
**Weight :** 15 lbs.  
**Package Type :** Boxed



<-----15.75" O. A. L.----->

**TOYOTA VAN**

Sienna 2011-16 V6 3.5L

**41105**

**Inlet A :** 2 Bolt Welded Flange  
**Box Size :** 26"L x 9"W x 5"H  
**Catalyst :** Standard

**Outlet A :** 2 Bolt Welded Flange  
**Weight :** 8 lbs.  
**Package Type :** Boxed



<-----19" O. A. L.----->

**TOYOTA VAN**

Sienna 2011-16 V6 3.5L

**41106**

**Inlet A :** 7 Bolt Welded Flange  
**Box Size :** 18"L x 14"W x 10"H  
**Catalyst :** ECO III

**Outlet A :** 4 Bolt Welded Flange  
**Weight :** 12 lbs.  
**Package Type :** Boxed



<-----19.75" O. A. L.----->

**SUZUKI TRUCK**

Grand Vitara 2009-10 V6 3.2L

**41107**

**Inlet A :** 7 Bolt Welded Flange  
**Box Size :** 31"L x 9"W x 6"H  
**Catalyst :** ECO III

**Outlet A :** 3 Bolt Welded Flange  
**Weight :** 12 lbs.  
**Package Type :** Boxed



<-----23" O. A. L.----->

**SUZUKI TRUCK**

Grand Vitara 2009-10 V6 3.2L



**41108**

**Inlet A** : 2 Bolt Welded Flange  
**Box Size** : 31"L x 9"W x 6"H  
**Catalyst** : Standard

**Outlet A** : 2 Bolt Welded Flange  
**Weight** : 9 lbs.  
**Package Type** : Boxed



-----23" O. A. L.-----

**SUZUKI TRUCK**

Grand Vitara	2009-10	V6	3.2L
--------------	---------	----	------

**41111**

**Inlet A** : 8 Bolt Welded Flange  
**Box Size** : 15"L x 12"W x 9"H  
**Catalyst** : ECO III

**Outlet A** : 2 Bolt Welded Flange  
**Weight** : 18 lbs.  
**Package Type** : Boxed



-----11.25" O. A. L.-----

**KIA VAN**

Sedona	2015-16	V6	3.3L
--------	---------	----	------

**41109**

**Inlet A** : 3 Bolt Welded Flange  
**Box Size** : 37"L x 12"W x 7"H  
**Catalyst** : ECO III

**Outlet A** : 3 Bolt Welded Flange  
**Weight** : 11 lbs.  
**Package Type** : Boxed



-----37" O. A. L.-----

**AUDI TRUCK**

Q7	2007-09	V6	3.6L
----	---------	----	------

**VOLKSWAGEN TRUCK**

Touareg	2008-09	V6	3.6L
---------	---------	----	------

**41112**

**Inlet A** : 8 Bolt Welded Flange  
**Box Size** : 15"L x 12"W x 9"H  
**Catalyst** : ECO III

**Outlet A** : 2 Bolt Welded Flange  
**Weight** : 16 lbs.  
**Package Type** : Boxed



-----13" O. A. L.-----

**KIA VAN**

Sedona	2015-16	V6	3.3L
--------	---------	----	------

**41110**

**Inlet A** : 3 Bolt Welded Flange  
**Box Size** : 43"L x 11"W x 7"H  
**Catalyst** : ECO III

**Outlet A** : 3 Bolt Welded Flange  
**Weight** : 12 lbs.  
**Package Type** : Boxed



-----38.5" O. A. L.-----

**AUDI TRUCK**

Q7	2007-09	V6	3.6L
----	---------	----	------

**VOLKSWAGEN TRUCK**

Touareg	2008-09	V6	3.6L
---------	---------	----	------

**41113**

**Inlet A** : 2 Bolt Welded Flange  
**Box Size** : 46"L x 15.5"W x 15.5"H  
**Package Type** : Boxed

**Outlet A** : 2 Bolt Welded Flange  
**Weight** : 17 lbs.  
**Catalyst** : Standard



-----44.75" O. A. L.-----

**KIA VAN**

Sedona	2015-16	V6	3.3L
--------	---------	----	------

**BUYERS GUIDE**

**41114**

**Inlet A** : 2 Bolt Welded Flange  
**Box Size** : 27"L x 7"W x 6"H  
**Package Type** : Boxed

**Outlet A** : 2.24" OD Pipe  
**Weight** : 6.5 lbs.



-----26.38" O. A. L.-----

**MITSUBISHI TRUCK**

Endeavor	2004-08	V6	3.8L
Endeavor	2010-11	V6	3.8L

**41115**

**Inlet A** : 2 Bolt Welded Flange  
**Box Size** : 23"L x 6"W x 5"H  
**Package Type** : Boxed

**Outlet A** : 2.25" OD Pipe  
**Weight** : 6.5 lbs.



-----22.38" O. A. L.-----

**PONTIAC**

Vibe	2009-10	L4	2.4L
------	---------	----	------

**TOYOTA**

Corolla	2009-10	L4	2.4L
Matrix	2009-13	L4	2.4L

**41116**

**Inlet A** : 2 Bolt Welded Flange  
**Box Size** : 27"L x 9"W x 6"H  
**Package Type** : Boxed

**Outlet A** : 3 Bolt Welded Flange  
**Weight** : 8.5 lbs.



-----26.75" O. A. L.-----

**ACURA TRUCK**

RDX	2007-12	L4	2.3L
-----	---------	----	------

**41117**

**Inlet A** : 2 Bolt Welded Flange  
**Box Size** : 31"L x 7"W x 7"H  
**Package Type** : Boxed

**Outlet A** : 2.24" OD Pipe  
**Weight** : 8 lbs.



-----41" O. A. L.-----

**MAZDA**

6	2009-13	L4	2.5L
---	---------	----	------

**41118**

**Inlet A** : 2 Bolt Welded Flange  
**Box Size** : 14"L x 6"W x 5"H  
**Package Type** : Boxed

**Outlet A** : 2 Bolt Welded Flange  
**Weight** : 6 lbs.



-----13.13" O. A. L.-----

**HYUNDAI**

Sonata	2009-10	V6	3.3L
--------	---------	----	------

**41119**

**Inlet A** : 2 Bolt Welded Flange  
**Box Size** : 17"L x 5"W x 5"H  
**Package Type** : Boxed

**Outlet A** : 2 Bolt Welded Flange  
**Weight** : 5 lbs.



-----16.5" O. A. L.-----

**HYUNDAI**

Elantra	2006-08	L4	2.0L
---------	---------	----	------

**41120**

**Inlet A** : 7 Bolt Welded Flange  
**Box Size** : 33"L x 22"W x 10"H  
**Catalyst** : ECO III

**Outlet A** : 2 Bolt Welded Flange  
**Weight** : 19 lbs.  
**Package Type** : Boxed



-----33" O. A. L.-----

**MAZDA**

3	2012-13	L4	2.0L
---	---------	----	------

**41121**

**Inlet A** : 6 Bolt Welded Flange  
**Box Size** : 44"L x 22"W x 11"H  
**Catalyst** : Standard

**Outlet A** : 2.160" OD Pipe  
**Weight** : 23 lbs.  
**Package Type** : Boxed



-----40.625" O. A. L.-----

**AUDI TRUCK**

Q7	2007-09	V6	3.6L
----	---------	----	------

**VOLKSWAGEN TRUCK**

Touareg	2008-10	V6	3.6L
---------	---------	----	------

**41125**

**Inlet A** : 2 Bolt Welded Flange  
**Box Size** : 17.25"L x 5"W x 5"H  
**Package Type** : Boxed

**Outlet A** : 2.25" OD Pipe  
**Weight** : 5 lbs.



-----16.75" O. A. L.-----

**MAZDA VAN**

5	2006-10	L4	2.3L
5	2012-15	L4	2.5L

**41126**

**Inlet A** : 3 Bolt Welded Flange  
**Box Size** : 59"L x 7.5"W x 5.5"H

**Outlet A** : 2 Bolt Welded Flange  
**Weight** : 12 lbs.  
**Package Type** : Boxed



-----59" O. A. L.-----

**SUBARU**

Forester	2009-10	H4	2.5L
Impreza	2008-10	H4	2.5L

**41127**

**Inlet A** : 3 Bolt Welded Flange  
**Box Size** : 34.5"L x 13.5"W x 6"H

**Outlet A** : 2.25" OD Pipe  
**Weight** : 11 lbs.  
**Package Type** : Boxed



-----34" O. A. L.-----

**MAZDA TRUCK**

CX-7	2010-12	L4	2.5L
------	---------	----	------

**41129**

**Inlet A** : 2 Bolt Welded Flange  
**Inlet B** : 2 Bolt Welded Flange  
**Box Size** : 45"L x 26"W x 13"H  
**Package Type** : Boxed

**Outlet A** : 2 Bolt Welded Flange  
**Weight** : 19 lbs.  
**Catalyst** : Standard



-----40" O. A. L.-----

**TOYOTA TRUCK**

Tacoma	2012-15	V6	4.0L
--------	---------	----	------

**41130**

**Inlet A :** 2 Bolt Welded Flange  
**Box Size :** 24.12"L x 8"W x 4.25"H  
**Package Type :** Boxed

**Outlet A :** 2 Bolt Welded Flange  
**Weight :** 8 lbs.  
**Catalyst :** Standard



-----23.625" O. A. L.-----

**TOYOTA TRUCK**

Tacoma	2012-15	V6	4.0L
--------	---------	----	------

**41133**

**Inlet A :** 2 Bolt Welded Flange  
**Box Size :** 62"L x 11"W x 7"H  
**Catalyst :** Standard

**Outlet A :** 2 Bolt Welded Flange  
**Weight :** 18 lbs.  
**Package Type :** Boxed



-----83.25" O. A. L.-----

**KIA TRUCK**

Sportage	2017	L4	2.4L
----------	------	----	------

**41131**

**Inlet A :** 7 Bolt Welded Flange  
**Box Size :** 18"L x 14"W x 10"H  
**Catalyst :** ECO III

**Outlet A :** 2 Bolt Welded Flange  
**Weight :** 16 lbs.  
**Package Type :** Boxed



-----14" O. A. L.-----

**HYUNDAI TRUCK**

Tucson	2014-15	L4	2.4L
--------	---------	----	------

**KIA TRUCK**

Sportage	2014-16	L4	2.4L
----------	---------	----	------

**41134**

**Inlet A :** 8 Bolt Welded Flange  
**Box Size :** 37"L x 12"W x 7"H  
**Catalyst :** ECO III

**Outlet A :** 2 Bolt Welded Flange  
**Weight :** 14 lbs.  
**Package Type :** Boxed



-----32" O. A. L.-----

**LEXUS**


LS460	2009-13	V8	4.6L
-------	---------	----	------

LS600h	2008-15	V8	5.0L
--------	---------	----	------

**41132**

**Inlet A :** 2 Bolt Welded Flange  
**Box Size :** 43"L x 11"W x 7"H  
**Catalyst :** Standard

**Outlet A :** 2 Bolt Welded Flange  
**Weight :** 17 lbs.  
**Package Type :** Boxed



-----73.5" O. A. L.-----

**HYUNDAI TRUCK**

Tucson	2014-15	L4	2.4L
--------	---------	----	------

**41135**

**Inlet A :** 12 Bolt Welded Flange  
**Box Size :** 30"L x 9"W x 6"H  
**Catalyst :** ECO III

**Outlet A :** 2 Bolt Welded Flange  
**Weight :** 18 lbs.  
**Package Type :** Boxed



-----29.5" O. A. L.-----

**LEXUS**

LS460	2009-13	V8	4.6L
-------	---------	----	------

LS600h	2008-15	V8	5.0L
--------	---------	----	------



**41143**

**Inlet A** : 2 Bolt Welded Flange  
**Box Size** : 19"L x 9"W x 6"H  
**Catalyst** : ECO III

**Outlet A** : 2 Bolt Welded Flange  
**Weight** : 8 lbs.  
**Package Type** : Boxed



-----15" O. A. L.-----

**MITSUBISHI**

Lancer 2009-11 L4 2.4L

**41146**

**Inlet A** : 2 Bolt Loose Flange  
**Box Size** : 44"L x 22"W x 11"H  
**Catalyst** : ECO III

**Outlet A** : 2.14" OD Pipe  
**Weight** : 17 lbs.  
**Package Type** : Boxed



-----70" O. A. L.-----


**MERCEDES-BENZ**

E350 2006-09 V6 3.5L

**41144**

**Inlet A** : 2 Bolt Welded Flange  
**Box Size** : 62"L x 11"W x 7"H  
**Catalyst** : ECO III

**Outlet A** : 2 Bolt Welded Flange  
**Weight** : 21 lbs.  
**Package Type** : Boxed



-----89" O. A. L.-----


**MITSUBISHI**

Lancer 2009-10 L4 2.4L

**41147**

**Inlet A** : 2 Bolt Welded Flange  
**Box Size** : 80"L x 22"W x 5"H  
**Catalyst** : ECO III

**Outlet A** : 2 Bolt Welded Flange  
**Weight** : 17 lbs.  
**Package Type** : Unboxed



-----79.88" O. A. L.-----

**HYUNDAI**

Elantra 2011-13 L4 1.8L

**41145**

**Inlet A** : 2 Bolt Loose Flange  
**Box Size** : 43"L x 11"W x 7"H  
**Catalyst** : ECO III

**Outlet A** : 2 Bolt Spin Type  
**Weight** : 19 lbs.  
**Package Type** : Boxed



-----68.5" O. A. L.-----

**MERCEDES-BENZ**

E350 2006-09 V6 3.5L

**41148**

**Inlet A** : 12 Bolt Welded Flange  
**Box Size** : 37"L x 12"W x 7"H  
**Catalyst** : ECO III

**Outlet A** : 2 Bolt Welded Flange  
**Weight** : 22 lbs.  
**Package Type** : Boxed



-----29" O. A. L.-----

**INFINITI**

M45 2003-04 V8 4.5L  
Q45 2003-06 V8 4.5L

## 41149

**Inlet A** : 12 Bolt Welded Flange  
**Box Size** : 31"L x 9"W x 6"H  
**Catalyst** : ECO III

**Outlet A** : 2 Bolt Welded Flange  
**Weight** : 11 lbs.  
**Package Type** : Boxed



-----29" O. A. L.-----

### INFINITI

M45	2003-04	V8	4.5L
Q45	2003-06	V8	4.5L

## 41158

**Inlet A** : 2 Bolt Welded Flange  
**Box Size** : 43"L x 11"W x 7"H  
**Catalyst** : ECO III

**Outlet A** : 2 Bolt Welded Flange  
**Weight** : 19 lbs.  
**Package Type** : Boxed



-----70" O. A. L.-----

### MAZDA

Miata	2004-05	L4	1.8L
-------	---------	----	------

## 41154

**Inlet A** : 2 Bolt Welded Flange  
**Box Size** : 37"L x 12"W x 7"H  
**Catalyst** : ECO III

**Outlet A** : 2 Bolt Welded Flange  
**Weight** : 10 lbs.  
**Package Type** : Boxed



-----31.56" O. A. L.-----

### NISSAN

Versa	2012-17	L4	1.6L
-------	---------	----	------

## 50002

**Inlet A** : 2" ID Pipe  
**Box Size** : 24"L x 8"W x 5"H  
**Catalyst** : Standard

**Outlet A** : 2" OD Pipe  
**Weight** : 9 lbs.  
**Package Type** : Boxed



-----22-29" O. A. L.-----

### BUICK

Skyhawk	1987	L4	2.0L
Skylark	1980	L4	2.5L
Skylark	1980	V6	2.8L
Skylark	1986-88	V6	3.0L
Skylark	1989	V6	3.3L
Somerset	1986-87	V6	3.0L
Somerset Regal	1985	V6	3.0L

### CHEVROLET

Beretta	1987-89	L4	2.0L
Beretta	1990-92	L4	2.2L
Beretta	1990-92	L4	2.3L
Beretta	1987-89	V6	2.8L
Beretta	1990-92	V6	3.1L
Cavalier	1985-89	V6	2.8L
Cavalier	1990-94	V6	3.1L
Corsica	1987-89	L4	2.0L
Corsica	1990-92	L4	2.2L
Corsica	1987-89	V6	2.8L
Corsica	1990-92	V6	3.1L

### FORD TRUCK

F-100	1975-77	L6	4.9L
F-100	1979	L6	4.9L

## 41155

**Inlet A** : 2 Bolt Welded Flange  
**Box Size** : 19"L x 9"W x 6"H  
**Catalyst** : Standard

**Outlet A** : 2 Bolt Welded Flange  
**Weight** : 9 lbs.  
**Package Type** : Boxed



-----17.5" O. A. L.-----

### TOYOTA VAN

Sienna	2011-16	V6	3.5L
--------	---------	----	------

**50002 (CONT'D)**

**FORD TRUCK (CONT'D)**

F-100	1975-79	V8	5.0L
F-150	1975-77	L6	4.9L
F-150	1975-79	V8	5.0L
F-250	1975-77	L6	4.9L
F-250	1975-78	V8	5.0L

**OLDSMOBILE**

Calais	1985-87	L4	2.5L
Calais	1985-87	V6	3.0L
Cutlass Calais	1988-89	L4	2.5L
Cutlass Calais	1988	V6	3.0L
Firenza	1987-88	L4	2.0L
Firenza	1985-87	V6	2.8L
Omega	1980	L4	2.5L
Omega	1980	V6	2.8L
Toronado	1988-92	V6	3.8L

**PONTIAC**

Grand Am	1985-89	L4	2.5L
Grand Am	1985-87	V6	3.0L
Phoenix	1980	L4	2.5L
Phoenix	1980	V6	2.8L
Sunbird	1987-89	L4	2.0L
Sunbird	1991-94	V6	3.1L

**50005**

**Inlet A** : 2.5" ID Pipe  
**Box Size** : 24"L x 8"W x 5"H  
**Catalyst** : Standard

**Outlet A** : 4 Bolt Loose Flange  
**Weight** : 9 lbs.  
**Package Type** : Boxed



←-----22" O. A. L.-----→

**BUICK**

Century	1978-79	V8	5.0L
Century	1978-79	V8	5.7L
Electra	1980	V8	4.9L
Electra	1977-80	V8	5.7L
Electra	1977-79	V8	6.6L
Estate Wagon	1980	V8	4.9L
Estate Wagon	1977-80	V8	5.7L
Estate Wagon	1977-79	V8	6.6L
LeSabre	1977-80	V6	3.8L
LeSabre	1977-80	V8	4.9L
LeSabre	1978	V8	5.0L
LeSabre	1977-80	V8	5.7L

**50005 (CONT'D)**

**BUICK (CONT'D)**

LeSabre	1977-78	V8	6.6L
---------	---------	----	------

**CADILLAC**

DeVille	1980	V8	6.0L
Eldorado	1979	V8	5.7L
Fleetwood	1977-79	V8	7.0L
Seville	1978-80	V8	5.7L

**CHEVROLET**

Camaro	1980	V6	3.8L
Caprice	1980	V6	3.8L
Caprice	1977-79	L6	4.1L
Caprice	1977	V8	5.0L
Caprice	1977-80	V8	5.7L
Impala	1980	V6	3.8L
Impala	1977-79	L6	4.1L
Impala	1978-80	V8	5.0L
Impala	1977-80	V8	5.7L
Malibu	1980	V8	4.4L
Malibu	1979-80	V8	5.0L
Malibu	1978-80	V8	5.7L
Monte Carlo	1980	V6	3.8L
Monte Carlo	1980	V8	4.4L
Monte Carlo	1979	V8	5.0L
Nova	1979	L6	4.1L

**CHEVROLET TRUCK**

El Camino	1980	V8	4.4L
El Camino	1980	V8	5.0L
El Camino	1978-79	V8	5.7L

**OLDSMOBILE**

98	1978-79	V8	5.7L
98	1978-79	V8	6.6L
Custom Cruiser	1977-79	V8	5.7L
Custom Cruiser	1977-79	V8	6.6L
Cutlass	1980	V6	3.8L
Cutlass	1978-80	V8	5.0L
Cutlass	1978-79	V8	5.7L
Cutlass	1977	V8	6.6L
Cutlass Calais	1978-79	V8	5.0L
Cutlass Calais	1979	V8	5.7L
Cutlass Cruiser	1980	V6	3.8L
Cutlass Cruiser	1980	V8	5.0L
Cutlass Salon	1980	V6	3.8L
Cutlass Salon	1978-80	V8	5.0L
Cutlass Salon	1979	V8	5.7L
Cutlass Salon	1977	V8	6.6L
Cutlass Supreme	1980	V6	3.8L
Cutlass Supreme	1978-80	V8	5.0L
Cutlass Supreme	1978-79	V8	5.7L
Cutlass Supreme	1977	V8	6.6L



## 50005 (CONT'D)

### OLDSMOBILE (CONT'D)

Delta 88	1977-79	V6	3.8L
Delta 88	1977-79	V8	4.3L
Delta 88	1979	V8	4.9L
Delta 88	1977-79	V8	5.7L
Delta 88	1977-79	V8	6.6L
Toronado	1980	V8	5.0L
Toronado	1979-80	V8	5.7L

### PONTIAC

Bonneville	1980	V8	4.9L
Bonneville	1977-80	V8	5.7L
Bonneville	1977-79	V8	6.6L
Firebird	1980	V6	3.8L
Firebird	1980	V8	4.3L
Firebird	1980	V8	4.9L
Firebird	1980	V8	5.0L
Grand Prix	1980	V6	3.8L
Grand Prix	1980	V8	4.3L
Grand Prix	1979-80	V8	5.0L
LeMans	1980	V6	3.8L
LeMans	1980-81	V8	4.3L
LeMans	1980-81	V8	4.9L
LeMans	1979-80	V8	5.0L

## 50008

**Inlet A** : 2 Bolt Loose Flange  
**Inlet B** : 2 Bolt Loose Flange  
**Box Size** : 30"L x 8"W x 6"H  
**Package Type** : Boxed

**Outlet A** : 2.5" ID Pipe  
**Weight** : 11 lbs.  
**Catalyst** : Standard



-----30" O. A. L.-----

### CHEVROLET

Caprice	1975-76	V8	5.7L
Caprice	1975-76	V8	6.6L
Caprice	1975-76	V8	7.4L
Impala	1975-76	V8	5.7L
Impala	1975-76	V8	7.4L
Malibu	1975-77	L6	4.1L
Malibu	1976-77	V8	5.0L
Malibu	1975-77	V8	5.7L
Malibu	1975-76	V8	6.6L
Malibu	1975	V8	7.4L
Monte Carlo	1976-77	V8	5.0L
Monte Carlo	1975-77	V8	5.7L

## 50008 (CONT'D)

### CHEVROLET (CONT'D)

Monte Carlo	1975-76	V8	6.6L
-------------	---------	----	------

### CHEVROLET TRUCK

El Camino	1975-77	L6	4.1L
El Camino	1975-77	V8	5.7L
El Camino	1975-76	V8	6.6L

### OLDSMOBILE

Cutlass	1975-76	L6	4.1L
Cutlass Supreme	1975-76	L6	4.1L
Delta 88	1975-76	V8	5.7L

### PONTIAC

Bonneville	1975-76	V8	6.6L
Bonneville	1975-76	V8	7.5L
Grand Prix	1976-77	V8	5.7L
LeMans	1977	V6	3.8L
LeMans	1975-77	L6	4.1L
LeMans	1976	V8	4.3L
LeMans	1977	V8	4.9L
LeMans	1977	V8	5.0L
LeMans	1975-77	V8	5.7L
LeMans	1975-77	V8	6.6L
LeMans	1976	V8	7.5L

## 50009

**Inlet A** : 3" ID Pipe  
**Box Size** : 30"L x 8"W x 6"H  
**Catalyst** : Standard

**Outlet A** : 3" OD Pipe  
**Weight** : 11 lbs.  
**Package Type** : Boxed



-----26" O. A. L.-----

### CHEVROLET TRUCK

Blazer	1987-94	V8	5.7L
C1500	1988-95	V8	5.0L
C1500	1988-95	V8	5.7L
C1500 Suburban	1992-95	V8	5.7L
C2500	1988-95	V8	5.0L
C2500	1988-95	V8	5.7L
C2500 Suburban	1992-95	V8	5.7L
C3500	1993-95	V8	5.7L
C3500	1993-95	V8	7.4L
K1500	1991	V6	4.3L
K1500	1988-95	V8	5.0L
K1500	1988-94	V8	5.7L
K1500	1991	V8	6.2L

**50009 (CONT'D)**

<b>CHEVROLET TRUCK (CONT'D)</b>			
K1500 Suburban	1992-95	V8	5.7L
K2500	1988-95	V8	5.0L
K2500	1988-93	V8	5.7L
K2500	1995	V8	5.7L
K2500 Suburban	1994	V8	5.7L
K3500	1993-95	V8	5.7L
K3500	1993-95	V8	7.4L
R10	1987	V8	5.7L
R10 Suburban	1987-88	V8	5.7L
R20	1987-88	V8	5.7L
R20 Suburban	1987-88	V8	5.7L
R30	1987-88	V8	5.7L
R1500 Suburban	1989-91	V8	5.7L
R2500	1989	V8	5.7L
R2500 Suburban	1989-91	V8	5.7L
R3500	1989-91	V8	5.7L
V10	1987	V8	5.7L
V10 Suburban	1987-88	V8	5.7L
V20	1987	V8	5.7L
V20 Suburban	1987-88	V8	5.7L
V30	1987-88	V8	5.7L
V1500 Suburban	1989-91	V8	5.7L
V2500 Suburban	1989-91	V8	5.7L
V3500	1989-91	V8	5.7L

**CHEVROLET VAN**

Astro	1990-93	V6	4.3L
G10	1987-89	V8	5.7L
G10	1991-93	V8	5.7L
G20	1987-95	V8	5.7L

**GMC TRUCK**

C1500	1988-95	V8	5.7L
C1500 Suburban	1992-95	V8	5.7L
C2500	1988-95	V8	5.0L
C2500	1988-95	V8	5.7L
C2500 Suburban	1992-95	V8	5.7L
C3500	1993-95	V8	5.7L
C3500	1993-95	V8	7.4L
Jimmy	1987-91	V8	5.7L
K1500	1989	V6	4.3L
K1500	1988-95	V8	5.0L
K1500	1988-95	V8	5.7L
K2500	1988-95	V8	5.0L
K2500	1988-95	V8	5.7L
K3500	1994-95	V8	5.7L
K3500	1993-95	V8	7.4L
R1500	1987	V8	5.7L
R1500 Suburban	1987	V8	5.7L
R1500 Suburban	1989-91	V8	5.7L

**50009 (CONT'D)**

<b>GMC TRUCK (CONT'D)</b>			
R2500	1987-89	V8	5.7L
R2500 Suburban	1987-91	V8	5.7L
V1500	1987	V8	5.7L
V1500 Suburban	1987-91	V8	5.7L
V2500	1987	V8	5.7L
V2500 Suburban	1987-91	V8	5.7L
V3500	1987-91	V8	5.7L
Yukon	1992-94	V8	5.7L

**GMC VAN**

G1500	1987-93	V8	5.7L
G2500	1995	V8	5.0L
G2500	1987-95	V8	5.7L
Safari	1990-93	V6	4.3L

**50010**

**Inlet A** : 2.5" ID Pipe  
**Box Size** : 24"L x 8"W x 5"H  
**Catalyst** : Standard

**Outlet A** : 2.5" OD Pipe  
**Weight** : 9 lbs.  
**Package Type** : Boxed



-----24" O. A. L. -----

**CHEVROLET TRUCK**

Blazer	1987	V8	5.0L
C10	1975-84	L6	4.1L
C10	1985-86	V6	4.3L
C10	1978-80	V8	5.0L
C10	1982-86	V8	5.0L
C10	1975-80	V8	5.7L
C10	1982-86	V8	5.7L
C10	1985	V8	6.2L
C10	1975-80	V8	7.4L
C10 Suburban	1975-80	L6	4.1L
C10 Suburban	1978	V8	5.0L
C10 Suburban	1982-86	V8	5.0L
C10 Suburban	1975-78	V8	5.7L
C10 Suburban	1982-86	V8	5.7L
C10 Suburban	1975-78	V8	7.4L
C20	1975-76	L6	4.1L
C20	1978-84	L6	4.1L
C20	1985-86	V6	4.3L
C20	1983-86	V8	5.0L
C20	1983-86	V8	5.7L
C20	1983-86	V8	7.4L

**50010 (CONT'D)**

<b>CHEVROLET TRUCK (CONT'D)</b>			
C20 Suburban	1983-86	V8	5.0L
C20 Suburban	1983-86	V8	5.7L
C20 Suburban	1983-86	V8	7.4L
K5 Blazer	1975-82	L6	4.1L
K5 Blazer	1977-86	V8	5.0L
K5 Blazer	1975-86	V8	5.7L
K10	1975-84	L6	4.1L
K10	1985-86	V6	4.3L
K10	1986	V8	5.0L
K10	1986	V8	5.7L
K10 Suburban	1975-80	L6	4.1L
K10 Suburban	1986	V8	5.0L
K10 Suburban	1986	V8	5.7L
K20	1985	V6	4.3L
K20	1985	V8	5.0L
K20	1983-86	V8	5.7L
K20 Suburban	1985-86	V8	5.0L
K20 Suburban	1983-86	V8	5.7L
K20 Suburban	1985	V8	7.4L
R10	1987	V6	4.3L
R20	1987	V6	4.3L
V10	1987	V6	4.3L

<b>CHEVROLET VAN</b>			
Astro	1986-91	V6	4.3L
G10	1975-84	L6	4.1L
G10	1985-88	V6	4.3L
G10	1991-92	V6	4.3L
G10	1994	V6	4.3L
G10	1977-94	V8	5.0L
G10	1975-86	V8	5.7L
G20	1985-94	V6	4.3L
G20	1977-94	V8	5.0L
G20	1975-86	V8	5.7L
G30	1975-93	V8	5.7L

<b>GMC TRUCK</b>			
C15	1975-78	L6	4.1L
C15	1977-78	V8	5.0L
C15	1975-78	V8	5.7L
C15	1975-78	V8	7.4L
C15 Suburban	1975-78	L6	4.1L
C15 Suburban	1977-78	V8	5.0L
C15 Suburban	1975-78	V8	5.7L
C15 Suburban	1975-78	V8	7.4L
C1500	1979-84	L6	4.1L
C1500	1985-86	V6	4.3L
C1500	1979-86	V8	5.0L
C1500	1979-86	V8	5.7L
C1500	1979-80	V8	7.4L

**50010 (CONT'D)**

<b>GMC TRUCK (CONT'D)</b>			
C1500 Suburban	1979	L6	4.1L
C1500 Suburban	1979-86	V8	5.0L
C1500 Suburban	1979-86	V8	5.7L
C1500 Suburban	1979-80	V8	7.4L
C2500	1981	L6	4.1L
C2500	1985-86	V6	4.3L
C2500	1983-86	V8	5.0L
C2500	1983-86	V8	5.7L
C2500	1983-86	V8	7.4L
C2500 Suburban	1983-86	V8	5.0L
C2500 Suburban	1983-86	V8	5.7L
C2500 Suburban	1983-86	V8	7.4L
C3500	1985	V8	5.7L
C3500	1985	V8	7.4L
Caballero	1987	V8	5.0L
Jimmy	1975-82	L6	4.1L
Jimmy	1977-87	V8	5.0L
Jimmy	1975-89	V8	5.7L
K15	1975-78	L6	4.1L
K15	1977-78	V8	5.0L
K15	1975-78	V8	5.7L
K15	1976	V8	7.4L
K15 Suburban	1975-78	L6	4.1L
K15 Suburban	1977-78	V8	5.0L
K15 Suburban	1975-78	V8	5.7L
K25	1975-76	L6	4.1L
K25	1978	L6	4.1L
K1500	1979-84	L6	4.1L
K1500	1985-86	V6	4.3L
K1500	1979	V8	5.0L
K1500	1981-86	V8	5.0L
K1500	1979-86	V8	5.7L
K1500	1979-80	V8	7.4L
K1500 Suburban	1979-80	L6	4.1L
K1500 Suburban	1979	V8	5.0L
K1500 Suburban	1982-85	V8	5.0L
K1500 Suburban	1979-86	V8	5.7L
K2500	1980	L6	4.1L
K2500	1985	V6	4.3L
K2500	1983-86	V8	5.7L
K2500 Suburban	1983-86	V8	5.7L
R1500	1987	V6	4.3L
R2500	1987	V6	4.3L
V1500	1987	V6	4.3L

<b>GMC VAN</b>			
G15	1977-78	V8	5.0L
G15	1975-78	V8	5.7L
G25	1977-78	V8	5.0L

**50010 (CONT'D)**

**GMC VAN (CONT'D)**

G25	1975-77	V8	5.7L
G35	1975-78	V8	5.7L
G1500	1985-94	V6	4.3L
G1500	1980-81	V8	5.0L
G1500	1984-94	V8	5.0L
G1500	1979-86	V8	5.7L
G2500	1985-94	V6	4.3L
G2500	1979	V8	5.0L
G2500	1981-94	V8	5.0L
G2500	1979-86	V8	5.7L
G3500	1985-94	V6	4.3L
G3500	1979-86	V8	5.7L
Safari	1986-91	V6	4.3L

**50012**

**Inlet A** : 4 Bolt Welded Flange  
**Box Size** : 24"L x 8"W x 5"H  
**Catalyst** : Standard

**Outlet A** : 4 Bolt Loose Flange  
**Weight** : 9 lbs.  
**Package Type** : Boxed



-----21" O. A. L.-----

**BUICK**

Skyhawk	1980	V6	3.8L
---------	------	----	------

**CHEVROLET**

Camaro	1975-79	L6	4.1L
Corvette	1975	V8	5.7L
Nova	1976-79	V8	5.0L
Nova	1975-79	V8	5.7L

**OLDSMOBILE**

Omega	1977-79	V6	3.8L
Omega	1975-76	L6	4.1L
Omega	1975-77	V8	4.3L
Omega	1977-79	V8	5.0L
Omega	1975-79	V8	5.7L
Starfire	1978-80	L4	2.5L
Starfire	1975-80	V6	3.8L
Starfire	1977-79	V8	5.0L

**PONTIAC**

Astre	1977	L4	2.5L
Firebird	1977-79	V6	3.8L
Firebird	1975-76	V8	5.7L
Firebird	1975-76	V8	6.6L
Firebird	1975-76	V8	7.5L

**50012 (CONT'D)**

**PONTIAC (CONT'D)**

Phoenix	1978	L4	2.5L
Phoenix	1978-79	V6	3.8L
Phoenix	1978-79	V8	5.0L
Phoenix	1978-79	V8	5.7L

**50013**

**Inlet A** : 4 Bolt Welded Flange  
**Box Size** : 24"L x 8"W x 5"H  
**Catalyst** : Standard

**Outlet A** : 4 Bolt Welded Flange  
**Weight** : 8 lbs.  
**Package Type** : Boxed



-----19" O. A. L.-----

**CHEVROLET**

Camaro	1975-79	L6	4.1L
Camaro	1977-79	V8	5.0L
Camaro	1975-79	V8	5.7L
Corvette	1980	V8	5.0L
Corvette	1976-81	V8	5.7L

**PONTIAC**

Firebird	1977-79	V6	3.8L
Firebird	1977	V8	4.9L
Firebird	1979	V8	4.9L
Firebird	1977-79	V8	5.0L
Firebird	1977-79	V8	5.7L
Firebird	1977-79	V8	6.6L

**50014**

**Inlet A** : 4 Bolt Welded Flange  
**Box Size** : 24"L x 8"W x 5"H  
**Catalyst** : Standard

**Outlet A** : 4 Bolt Loose Flange  
**Weight** : 8 lbs.  
**Package Type** : Boxed



**CHEVROLET**

Chevette	1976-77	L4	1.4L
Chevette	1976-80	L4	1.6L
Monza	1978-80	L4	2.5L
Monza	1978-79	V6	3.2L
Monza	1978-80	V6	3.8L

## 50014 (CONT'D)

### CHEVROLET (CONT'D)

Monza	1976	V8	4.3L
Monza	1976-79	V8	5.0L
Vega	1976	L4	2.0L

### OLDSMOBILE

Starfire	1978-80	L4	2.5L
Starfire	1975-80	V6	3.8L
Starfire	1977-79	V8	5.0L

### PONTIAC

Astre	1977	L4	2.5L
Phoenix	1978	L4	2.5L
Phoenix	1978-79	V6	3.8L
Phoenix	1978-79	V8	5.0L
Phoenix	1978-79	V8	5.7L

## 50016

**Inlet A** : 2.25" ID Pipe  
**Box Size** : 24"L x 8"W x 5"H  
**Catalyst** : Standard

**Outlet A** : 4 Bolt Loose Flange  
**Weight** : 9 lbs.  
**Package Type** : Boxed



←-----21.5" O. A. L.-----→

### BUICK

Electra	1981-83	V6	4.1L
Electra	1981-83	V8	5.0L
Estate Wagon	1981-83	V8	5.0L
LeSabre	1981-83	V6	3.8L
LeSabre	1981-83	V6	4.1L
LeSabre	1981-83	V8	5.0L
Regal	1982	V6	3.8L

### CADILLAC

DeVille	1980-82	V6	4.1L
Eldorado	1981-82	V6	4.1L
Eldorado	1982-83	V8	4.1L
Eldorado	1981	V8	6.0L
Fleetwood	1982	V6	4.1L
Fleetwood	1981-84	V8	6.0L
Seville	1981-82	V6	4.1L
Seville	1982-83	V8	4.1L
Seville	1981	V8	6.0L

### CHEVROLET

Caprice	1980-82	V6	3.8L
Caprice	1981-82	V8	4.4L
Caprice	1981-83	V8	5.0L

## 50016 (CONT'D)

### CHEVROLET (CONT'D)

Impala	1980-83	V6	3.8L
Impala	1981-82	V8	4.4L
Impala	1981-83	V8	5.0L
Malibu	1978-79	V6	3.3L
Malibu	1978-83	V6	3.8L
Malibu	1979	V8	4.4L
Malibu	1981-82	V8	4.4L
Malibu	1978	V8	5.0L
Malibu	1981-82	V8	5.0L
Monte Carlo	1978-79	V6	3.3L
Monte Carlo	1978-79	V6	3.8L
Monte Carlo	1981-83	V6	3.8L
Monte Carlo	1981-82	V8	4.4L
Monte Carlo	1978	V8	5.0L
Monte Carlo	1981-82	V8	5.0L

### CHEVROLET TRUCK

El Camino	1978-79	V6	3.3L
El Camino	1978-82	V6	3.8L
El Camino	1979	V8	4.4L
El Camino	1981-82	V8	4.4L
El Camino	1978	V8	5.0L
El Camino	1981-87	V8	5.0L

### OLDSMOBILE

98	1981-82	V6	4.1L
Cutlass	1978-79	V6	3.8L
Cutlass	1981	V6	3.8L
Cutlass	1979	V8	4.3L
Cutlass	1981	V8	4.3L
Cutlass Calais	1981-82	V8	4.3L
Cutlass Calais	1982	V8	5.0L
Cutlass Cruiser	1981-82	V6	3.8L
Cutlass Cruiser	1981-82	V8	4.3L
Cutlass Cruiser	1981-82	V8	5.0L
Cutlass Salon	1978-79	V6	3.8L
Cutlass Salon	1978-79	V8	4.3L
Cutlass Supreme	1978-79	V6	3.8L
Cutlass Supreme	1981-82	V6	3.8L
Cutlass Supreme	1982	V6	4.3L
Cutlass Supreme	1978-79	V8	4.3L
Cutlass Supreme	1981-82	V8	4.3L
Cutlass Supreme	1982	V8	5.0L
Delta 88	1980-82	V6	3.8L
Delta 88	1978-79	V8	4.3L
Toronado	1981-83	V6	4.1L
Toronado	1981-83	V8	5.0L

### PONTIAC

Bonneville	1981	V8	5.0L
Firebird	1981	V6	3.8L

**50016 (CONT'D)**

**PONTIAC (CONT'D)**

Grand Prix	1978	V6	3.8L
Grand Prix	1981-82	V6	3.8L
Grand Prix	1981	V8	4.3L
Grand Prix	1981-82	V8	4.4L
Grand Prix	1981-82	V8	5.7L
LeMans	1978-79	V6	3.8L
LeMans	1981	V6	3.8L

**50017**

**Inlet A :** 2" OD Pipe  
**Box Size :** 24"L x 8"W x 5"H  
**Catalyst :** Standard

**Outlet A :** 2.25" Ball  
**Weight :** 10 lbs.  
**Package Type :** Boxed



-----22" O. A. L.-----

**BUICK**

Century	1980	V8	4.9L
Century	1980	V8	5.0L

**OLDSMOBILE**

Cutlass	1980	V6	3.8L
Cutlass Cruiser	1980	V6	3.8L
Cutlass Salon	1980	V6	3.8L
Cutlass Supreme	1980	V6	3.8L

**50019**

**Inlet A :** 2.25" ID Pipe  
**Box Size :** 24"L x 8"W x 5"H  
**Catalyst :** Standard

**Outlet A :** 4 Bolt Welded Flange  
**Weight :** 10 lbs.  
**Package Type :** Boxed



-----22" O. A. L.-----

**BUICK**

Regal	1981-82	V6	3.8L
-------	---------	----	------

**CHEVROLET**

Camaro	1980-81	V8	4.4L
Camaro	1981	V8	5.7L
Caprice	1983-84	V6	3.8L
Caprice	1981-82	V8	4.4L
Impala	1983-84	V6	3.8L

**50019 (CONT'D)**

**CHEVROLET (CONT'D)**

Impala	1981-82	V8	4.4L
--------	---------	----	------

**OLDSMOBILE**

Cutlass	1980	V8	4.3L
Cutlass Cruiser	1980	V8	4.3L
Cutlass Salon	1980	V8	4.3L
Cutlass Supreme	1980	V8	4.3L

**PONTIAC**

Firebird	1981	V6	3.8L
Firebird	1981	V8	4.3L
Firebird	1981	V8	4.4L
Firebird	1981	V8	4.9L
Firebird	1981	V8	5.0L
Grand Prix	1979	V6	3.8L
LeMans	1981	V6	3.8L

**50020**

**Inlet A :** 2.25" ID Pipe  
**Box Size :** 24"L x 8"W x 5"H  
**Catalyst :** Standard

**Outlet A :** 4 Bolt Loose Flange  
**Weight :** 8 lbs.  
**Package Type :** Boxed



-----20" O. A. L.-----

**CHEVROLET**

Camaro	1981	V6	3.8L
Camaro	1980-81	V8	4.4L
Caprice	1980-82	V6	3.8L
Caprice	1981-82	V8	5.0L
Impala	1980-82	V6	3.8L
Impala	1981-82	V8	5.0L
Malibu	1980	V6	3.8L
Monte Carlo	1980	V6	3.8L

**CHEVROLET TRUCK**

S10	1982-85	L4	1.9L
S10	1985-93	L4	2.5L
S10	1982-87	V6	2.8L
S10 Blazer	1983-84	L4	1.9L
S10 Blazer	1983-84	L4	2.0L
S10 Blazer	1985-88	L4	2.5L
S10 Blazer	1983-87	V6	2.8L

**CHEVROLET VAN**

LLV	1987-93	L4	2.5L
-----	---------	----	------

**GMC TRUCK**

S15	1982-85	L4	1.9L
-----	---------	----	------

## 50020 (CONT'D)

### GMC TRUCK (CONT'D)

S15	1983-84	L4	2.0L
S15	1985-88	L4	2.5L
S15	1982-87	V6	2.8L
S15 Jimmy	1983-84	L4	1.9L
S15 Jimmy	1983-84	L4	2.0L
S15 Jimmy	1985-88	L4	2.5L
S15 Jimmy	1983-87	V6	2.8L
Sonoma	1991-93	L4	2.5L

### OLDSMOBILE

98	1980	V8	5.0L
98	1980	V8	5.7L
Custom Cruiser	1980	V8	5.0L
Custom Cruiser	1980	V8	5.7L
Cutlass	1980	V8	4.3L
Cutlass Cruiser	1980	V8	4.3L
Cutlass Salon	1980	V8	4.3L
Cutlass Supreme	1980	V8	4.3L
Delta 88	1980	V8	4.3L
Delta 88	1980	V8	5.0L
Delta 88	1980	V8	5.7L
Toronado	1980	V8	5.0L
Toronado	1980	V8	5.7L

### PONTIAC

LeMans	1980	V6	3.8L
--------	------	----	------

## 50022

**Inlet A** : 2.375" ID Pipe  
**Box Size** : 24"L x 8"W x 5"H  
**Catalyst** : Standard

**Outlet A** : 2.25" Ball  
**Weight** : 8 lbs.  
**Package Type** : Boxed



←-----22" O. A. L.----->

### CHEVROLET

Camaro	1980	V8	5.7L
--------	------	----	------

## 50068

**Inlet A** : 2.25" ID Pipe  
**Box Size** : 30"L x 8"W x 6"H  
**Catalyst** : Standard

**Outlet A** : 4 Bolt Loose Flange  
**Weight** : 9 lbs.  
**Package Type** : Boxed



←-----22" O. A. L.----->

### CHEVROLET

Camaro	1980-82	V8	5.0L
--------	---------	----	------

### PONTIAC

Firebird	1982	V8	5.0L
----------	------	----	------

## 50101

**Inlet A** : 1.75" ID Pipe  
**Box Size** : 24"L x 8"W x 5"H  
**Catalyst** : Standard

**Outlet A** : 1.75" OD Pipe  
**Weight** : 8 lbs.  
**Package Type** : Boxed



←-----24" O. A. L.----->

### BUICK

Skyhawk	1982-86	L4	1.8L
Skyhawk	1983-86	L4	2.0L
Skylark	1981	L4	2.5L
Skylark	1981	V6	2.8L

### CADILLAC

Cimarron	1982	L4	1.8L
Cimarron	1983-86	L4	2.0L
Cimarron	1985-86	V6	2.8L

### CHEVROLET

Cavalier	1983-86	L4	2.0L
----------	---------	----	------

### OLDSMOBILE

Firenza	1984-86	L4	2.0L
Omega	1981	L4	2.5L
Omega	1981	V6	2.8L

### PONTIAC

J2000	1982-83	L4	1.8L
J2000	1983	L4	2.0L
J2000 Sunbird	1984-85	L4	1.8L
J2000 Sunbird	1984-85	L4	2.0L
Phoenix	1981	L4	2.5L

**50101 (CONT'D)**

**PONTIAC (CONT'D)**

Phoenix	1981	V6	2.8L
Sunbird	1986	L4	1.8L
Sunbird	1986	L4	2.0L

**50105**

**Inlet A :** 2 Bolt Loose Flange  
**Box Size :** 24"L x 8"W x 5"H  
**Catalyst :** Standard

**Outlet A :** 2" OD Pipe  
**Weight :** 8 lbs.  
**Package Type :** Boxed



<-----23.5" O. A. L.----->

**BUICK**

Century	1982-85	L4	2.5L
Century	1982-85	V6	3.0L
Electra	1985	V6	3.8L
Skylark	1982-84	L4	2.5L
Skylark	1982-85	V6	2.8L

**CHEVROLET**

Celebrity	1982-85	L4	2.5L
Celebrity	1982-85	V6	2.8L
Citation	1982-83	L4	2.5L
Citation	1982-83	V6	2.8L
Citation II	1984-85	L4	2.5L
Citation II	1984-85	V6	2.8L

**OLDSMOBILE**

Cutlass Ciera	1982-85	L4	2.5L
Cutlass Ciera	1982-85	V6	2.8L
Cutlass Ciera	1982-85	V6	3.0L
Cutlass Ciera	1984-85	V6	3.8L
Cutlass Ciera	1982	V6	4.3L
Omega	1982-84	L4	2.5L
Omega	1982-84	V6	2.8L

**PONTIAC**

6000	1982-85	V6	2.8L
6000	1982-85	V6	4.3L
Bonneville	1980	V8	5.7L
Phoenix	1984	L4	2.5L
Phoenix	1984	V6	2.8L

**50106**

**Inlet A :** 4 Bolt Welded Flange  
**Box Size :** 19"L x 9"W x 5"H  
**Catalyst :** Standard

**Outlet A :** 4 Bolt Welded Flange  
**Weight :** 10 lbs.  
**Package Type :** Boxed



<-----16" O. A. L.----->

**CHEVROLET**

Camaro	1983	V8	5.0L
Corvette	1982	V8	5.7L
Corvette	1984-85	V8	5.7L
Monte Carlo	1984-88	V8	5.0L

**PONTIAC**

Firebird	1983-85	V8	5.0L
----------	---------	----	------

**50108**

**Inlet A :** 2" OD Pipe  
**Box Size :** 24"L x 8"W x 5"H  
**Catalyst :** Standard

**Outlet A :** 2 Bolt Loose Flange  
**Weight :** 9 lbs.  
**Package Type :** Boxed



<-----22.75" O. A. L.----->

**BUICK**

Electra	1984-87	V8	5.0L
LeSabre	1984-86	V8	5.0L
LeSabre	1988-90	V8	5.0L

**CADILLAC**

Commercial Chassis	1985	V8	4.1L
DeVille	1984	V8	4.1L
Eldorado	1984-85	V8	4.1L
Fleetwood	1984-85	V8	4.1L
Seville	1984-85	V8	4.1L

**CHEVROLET**

Caprice	1986-90	V8	5.0L
---------	---------	----	------

**OLDSMOBILE**

98	1984	V8	5.0L
98	1984	V8	5.7L
Custom Cruiser	1984-90	V8	5.0L
Custom Cruiser	1984-85	V8	5.7L
Delta 88	1984-85	V8	5.0L



## 50108 (CONT'D)

### OLDSMOBILE (CONT'D)

Delta 88	1984-85	V8	5.7L
Toronado	1984-85	V8	5.0L

### PONTIAC

Bonneville	1986	V8	5.0L
Parisienne	1986	V8	5.0L

## 50109

**Inlet A** : 4 Bolt Welded Flange  
**Box Size** : 24"L x 8"W x 5"H  
**Catalyst** : Standard

**Outlet A** : 4 Bolt Loose Flange  
**Weight** : 8 lbs.  
**Package Type** : Boxed



←-----20" O. A. L.----->

### BUICK

LeSabre	1983-85	V6	3.8L
Regal	1981-87	V6	3.8L
Regal	1986-87	V8	5.0L
Riviera	1981-83	V6	3.8L
Riviera	1985	V6	3.8L

### CHEVROLET

Caprice	1981-84	V6	3.8L
Impala	1981-84	V6	3.8L
Monte Carlo	1981	V6	3.8L
Monte Carlo	1984	V6	3.8L

### OLDSMOBILE

98	1985	V6	3.8L
Cutlass Calais	1983-84	V8	5.0L
Cutlass Calais	1983-84	V8	5.7L
Cutlass Cruiser	1983	V8	5.0L
Cutlass Cruiser	1983	V8	5.7L
Cutlass Salon	1985-87	V8	5.0L
Cutlass Salon	1985	V8	5.7L
Cutlass Supreme	1983-88	V8	5.0L
Delta 88	1983-85	V6	3.8L
Toronado	1984	V6	4.1L

### PONTIAC

Bonneville	1984-85	V6	3.8L
Grand Prix	1983-87	V6	3.8L

## 50110

**Inlet A** : 2" OD Pipe

**Box Size** : 24"L x 8"W x 5"H

**Catalyst** : Standard

**Outlet A** : 2 Bolt Loose Flange

**Weight** : 8 lbs.

**Package Type** : Boxed



←-----23" O. A. L.----->

### CADILLAC

Brougham	1990	V8	5.7L
----------	------	----	------

### CHEVROLET

Camaro	1983-89	V6	2.8L
Camaro	1990-92	V6	3.1L
Camaro	1983-92	V8	5.0L
Caprice	1983-84	V6	3.8L
Caprice	1992-93	V6	4.3L
Caprice	1984-92	V8	5.0L
Commercial Chassis	1992	V6	4.3L
Commercial Chassis	1991-92	V8	5.0L
Impala	1983-84	V6	3.8L
Impala	1984-85	V8	5.0L
Malibu	1983	V6	3.8L
Malibu	1983	V8	5.0L
Monte Carlo	1983-84	V6	3.8L
Monte Carlo	1983-88	V8	5.0L

### CHEVROLET TRUCK

El Camino	1983-84	V6	3.8L
-----------	---------	----	------

### PONTIAC

Bonneville	1983	V6	3.8L
Bonneville	1983-86	V8	5.0L
Firebird	1983-89	V6	2.8L
Firebird	1990-92	V6	3.1L
Firebird	1983-87	V8	5.0L
Firebird	1990-92	V8	5.0L
Firebird	1987	V8	5.7L
Grand Prix	1983-87	V8	5.0L
Parisienne	1983-86	V8	5.0L

**50111**

**Inlet A** : 1.75" OD Pipe  
**Box Size** : 24"L x 8"W x 5"H  
**Catalyst** : Standard

**Outlet A** : 2 Bolt Loose Flange  
**Weight** : 8 lbs.  
**Package Type** : Boxed



-----21" O. A. L.-----

**CHEVROLET**

Chevette	1981-87	L4	1.6L
----------	---------	----	------

**50113**

**Inlet A** : 2 Bolt Loose Flange  
**Box Size** : 24"L x 8"W x 5"H  
**Catalyst** : Standard

**Outlet A** : 2.25" OD Pipe  
**Weight** : 10 lbs.  
**Package Type** : Boxed



-----22.5" O. A. L.-----

**CADILLAC**

Eldorado	1986-87	V8	4.1L
Seville	1986-87	V8	4.1L

**CHEVROLET**

Caprice	1985-90	V6	4.3L
Citation	1982-83	V6	2.8L
Citation II	1984	V6	2.8L
Impala	1985	V6	4.3L
Monte Carlo	1985-88	V6	4.3L

**CHEVROLET TRUCK**

El Camino	1985-87	V6	4.3L
-----------	---------	----	------

**PONTIAC**

Bonneville	1986	V6	4.3L
Grand Prix	1986-87	V6	4.3L

**50130**

**Inlet A** : 4 Bolt Welded Flange  
**Box Size** : 19"L x 9"W x 5"H  
**Catalyst** : Standard

**Outlet A** : 4 Bolt Welded Flange  
**Weight** : 8 lbs.  
**Package Type** : Boxed



-----17" O. A. L.-----

**ISUZU**

I-Mark	1981-85	L4	1.8L
--------	---------	----	------

**ISUZU TRUCK**

Amigo	1989-93	L4	2.3L
Amigo	1989-94	L4	2.6L
Pickup	1981-82	L4	1.8L
Pickup	1983-86	L4	1.9L
Pickup	1986-95	L4	2.3L
Pickup	1988-95	L4	2.6L
Rodeo	1991-95	L4	2.6L
Trooper	1984-85	L4	1.9L
Trooper	1986-87	L4	2.3L
Trooper	1988-91	L4	2.6L

**50141**

**Inlet A** : 3" ID Pipe  
**Box Size** : 24"L x 8"W x 5"H  
**Catalyst** : Standard

**Outlet A** : 4 Bolt Loose Flange  
**Weight** : 10 lbs.  
**Package Type** : Boxed



-----20" O. A. L.-----

**CHEVROLET**

Camaro	1985-88	V8	5.0L
Camaro	1987-88	V8	5.7L
Caprice	1990-93	V8	5.7L
Commercial Chassis	1991-93	V8	5.7L

**PONTIAC**

Firebird	1986	V8	5.0L
Firebird	1987-89	V8	5.7L

**50144**

**Inlet A :** 2.5" ID Pipe  
**Box Size :** 24"L x 8"W x 5"H  
**Catalyst :** Standard

**Outlet A :** 4 Bolt Loose Flange  
**Weight :** 9 lbs.  
**Package Type :** Boxed



-----24" O. A. L.-----

**CADILLAC**

Eldorado	1980	V8	5.7L
----------	------	----	------

**50150**

**Inlet A :** 4 Bolt Welded Flange  
**Box Size :** 24"L x 8"W x 5"H  
**Catalyst :** Standard

**Outlet A :** 4 Bolt Welded Flange  
**Weight :** 8 lbs.  
**Package Type :** Boxed



-----20" O. A. L.-----

**CHEVROLET**

Spectrum	1987-88	L4	1.5L
----------	---------	----	------

**ISUZU**

Impulse	1990-92	L4	1.6L
---------	---------	----	------

**ISUZU TRUCK**

Pickup	1981-82	L4	1.8L
Pickup	1983-87	L4	1.9L
Pickup	1986-95	L4	2.3L
Pickup	1988-95	L4	2.6L
Pickup	1991-94	V6	3.1L
Rodeo	1991-92	V6	3.1L
Trooper	1989-91	V6	2.8L

**50152**

**Inlet A :** 2" ID Pipe  
**Box Size :** 30"L x 8"W x 6"H  
**Catalyst :** Standard

**Outlet A :** 4 Bolt Welded Flange  
**Weight :** 11 lbs.  
**Package Type :** Boxed



-----28-30.5" O. A. L.-----

**BUICK**

Century	1986-92	L4	2.5L
---------	---------	----	------

**CHEVROLET**

Celebrity	1986-90	L4	2.5L
-----------	---------	----	------

**OLDSMOBILE**

Cutlass Ciera	1986	L4	2.5L
Cutlass Ciera	1986-89	V6	2.8L
Cutlass Cruiser	1987-89	V6	2.8L

**PONTIAC**

6000	1982-86	L4	2.5L
------	---------	----	------

**50153**

**Inlet A :** 2.25" OD Pipe  
**Box Size :** 36"L x 11"W x 7"H  
**Catalyst :** Standard

**Outlet A :** 2.325" OD Pipe  
**Weight :** 11 lbs.  
**Package Type :** Boxed



-----35" O. A. L.-----

**BUICK**

Regal	1988-89	V6	2.8L
Regal	1989-93	V6	3.1L

**CHEVROLET**

Lumina	1990-92	L4	2.5L
--------	---------	----	------

**OLDSMOBILE**

Cutlass Supreme	1990-91	L4	2.3L
Cutlass Supreme	1988-89	V6	2.8L
Cutlass Supreme	1989-92	V6	3.1L

**PONTIAC**

Grand Prix	1988-89	V6	2.8L
------------	---------	----	------

**50155**

**Box Size :** 30"L x 8"W x 6"H  
**Catalyst :** Standard

**Weight :** 16 lbs.  
**Package Type :** Boxed



-----20-27" O. A. L.-----

**BUICK**

Skyhawk	1984-86	L4	1.8L
---------	---------	----	------

**CADILLAC**

DeVille	1986-87	V8	4.1L
Fleetwood	1987	V8	4.1L

**CHEVROLET VAN**

Astro	1985-90	L4	2.5L
-------	---------	----	------

**GMC VAN**

Safari	1985	L4	2.5L
Safari	1987-90	L4	2.5L

**OLDSMOBILE**

Cutlass Calais	1990-91	L4	2.3L
----------------	---------	----	------

**PONTIAC**

Bonneville	1987	V6	3.8L
Grand Am	1987-89	L4	2.0L

**50156**

**Inlet A :** 2" ID Pipe  
**Box Size :** 24"L x 8"W x 5"H  
**Catalyst :** Standard

**Outlet A :** 2" OD Pipe  
**Weight :** 10 lbs.  
**Package Type :** Boxed



-----22-28.5" O. A. L.-----

**CHEVROLET**

Cavalier	1987-89	L4	2.0L
----------	---------	----	------

**50160**

**Inlet A :** 4 Bolt Welded Flange  
**Box Size :** 15"L x 8"W x 5"H  
**Catalyst :** Standard

**Outlet A :** 4 Bolt Welded Flange  
**Weight :** 7 lbs.  
**Package Type :** Boxed



-----14" O. A. L.-----

**CHEVROLET**

Spectrum	1985-88	L4	1.5L
----------	---------	----	------

**CHEVROLET TRUCK**

LUV	1975-81	L4	1.8L
-----	---------	----	------

**GEO**

Spectrum	1989	L4	1.5L
Storm	1990-91	L4	1.6L

**ISUZU**

I-Mark	1985-89	L4	1.5L
Stylus	1991-93	L4	1.6L
Stylus	1992	L4	1.8L

**50165**

**Inlet A :** 4 Bolt Loose Flange  
**Box Size :** 24"L x 8"W x 5"H  
**Catalyst :** Standard

**Outlet A :** 2.5" ID Pipe  
**Weight :** 9 lbs.  
**Package Type :** Boxed



-----20.5" O. A. L.-----

**CHEVROLET TRUCK**

S10	1988-92	V6	2.8L
S10	1988-94	V6	4.3L
S10 Blazer	1988-89	V6	2.8L
S10 Blazer	1988-94	V6	4.3L

**GMC TRUCK**

Jimmy	1992-94	V6	4.3L
S15	1988-90	V6	2.8L
S15	1988-90	V6	4.3L
S15 Jimmy	1988-89	V6	2.8L
S15 Jimmy	1988-91	V6	4.3L
Sonoma	1991-92	V6	2.8L
Sonoma	1991-94	V6	4.3L

## 50165 (CONT'D)

### OLDSMOBILE TRUCK

Bravada	1991-92	V6	4.3L
---------	---------	----	------

## 50167

**Inlet A :** 2" ID Pipe  
**Box Size :** 24"L x 8"W x 5"H  
**Catalyst :** Standard

**Outlet A :** 4 Bolt Loose Flange  
**Weight :** 8 lbs.  
**Package Type :** Boxed



←-----24" O. A. L.----->

### CHEVROLET

Camaro	1984-86	L4	2.5L
Camaro	1981	V6	3.8L

### PONTIAC

Firebird	1984-86	L4	2.5L
Firebird	1981	V8	4.3L
Firebird	1981	V8	4.4L
Firebird	1981	V8	4.9L
Firebird	1981	V8	5.0L

## 50170

**Inlet A :** 4 Bolt Welded Flange  
**Box Size :** 24"L x 8"W x 5"H  
**Catalyst :** Standard

**Outlet A :** 4 Bolt Welded Flange  
**Weight :** 8 lbs.  
**Package Type :** Boxed



←-----19" O. A. L.----->

### CHEVROLET

Corvette	1981	V8	5.7L
----------	------	----	------

## 50171

**Inlet A :** 1.75" ID Pipe  
**Box Size :** 30"L x 8"W x 6"H  
**Catalyst :** Standard

**Outlet A :** 1.75" OD Pipe  
**Weight :** 8 lbs.  
**Package Type :** Boxed



←-----24.5-27" O. A. L.----->

### PONTIAC

LeMans	1988-89	L4	1.6L
--------	---------	----	------

## 50173

**Inlet A :** 3" OD Pipe  
**Box Size :** 24"L x 8"W x 5"H  
**Catalyst :** Standard

**Outlet A :** 2.25" OD Pipe  
**Weight :** 8 lbs.  
**Package Type :** Boxed



←-----23.25" O. A. L.----->

### CHEVROLET

Cavalier	1987-89	V6	2.8L
Cavalier	1990	V6	3.1L

## 50174

**Inlet A :** 2" ID Pipe  
**Box Size :** 24"L x 8"W x 5"H  
**Catalyst :** Standard

**Outlet A :** 2" OD Pipe  
**Weight :** 9 lbs.  
**Package Type :** Boxed



←-----21-25" O. A. L.----->

### BUICK

Skyhawk	1987-88	L4	2.0L
Skylark	1992	L4	2.3L

### OLDSMOBILE

Firenza	1987-88	L4	2.0L
---------	---------	----	------

### PONTIAC

Sunbird	1987-88	L4	2.0L
---------	---------	----	------

**50175**

**Inlet A :** 3" ID Pipe  
**Box Size :** 19"L x 9"W x 5"H  
**Catalyst :** Standard

**Outlet A :** 3" ID Pipe  
**Weight :** 8 lbs.  
**Package Type :** Boxed



-----16.5" O. A. L.-----

**CHEVROLET TRUCK**

C1500	1988-95	V8	5.0L
C1500	1988-95	V8	5.7L
C1500 Suburban	1992-95	V8	5.7L
C2500	1988-95	V8	5.0L
C2500	1988-95	V8	5.7L
C2500 Suburban	1992-95	V8	5.7L
K1500	1988-95	V8	5.0L
K1500	1988-95	V8	5.7L
K1500 Suburban	1992-95	V8	5.7L
K2500	1988-95	V8	5.0L
K2500	1988-95	V8	5.7L
K2500 Suburban	1992-95	V8	5.7L

**CHEVROLET VAN**

G10	1987-93	V8	5.7L
G20	1987-95	V8	5.7L

**GMC TRUCK**

C1500	1988-95	V8	5.0L
C1500	1988-95	V8	5.7L
C1500 Suburban	1992-95	V8	5.7L
C2500	1988-95	V8	5.0L
C2500	1988-95	V8	5.7L
C2500 Suburban	1992-95	V8	5.7L
C2500 Suburban	1992	V8	7.4L
K1500	1988-95	V8	5.0L
K1500	1988-95	V8	5.7L
K2500	1988-95	V8	5.0L
K2500	1988-95	V8	5.7L

**GMC VAN**

G1500	1987-93	V8	5.7L
G2500	1987-93	V8	5.7L
G2500	1995	V8	5.7L
G3500	1994	V8	5.7L

**50176**

**Inlet A :** 3 Bolt Welded Flange  
**Box Size :** 19"L x 9"W x 5"H  
**Catalyst :** Standard

**Outlet A :** 3 Bolt Welded Flange  
**Weight :** 9 lbs.  
**Package Type :** Boxed



-----17" O. A. L.-----

**BUICK**

Skylark	1990-91	L4	2.5L
Skylark	1990-93	V6	3.3L

**CHEVROLET**

Beretta	1993-95	L4	2.2L
Cavalier	1990-95	L4	2.2L
Corsica	1993-95	L4	2.2L

**OLDSMOBILE**

Cutlass Calais	1990-91	L4	2.5L
----------------	---------	----	------

**PONTIAC**

Grand Am	1990-91	L4	2.5L
Sunbird	1990-94	L4	2.0L

**50177**

**Inlet A :** 2 Bolt Loose Flange  
**Box Size :** 30"L x 8"W x 6"H  
**Catalyst :** Standard

**Outlet A :** 2.5" OD Pipe  
**Weight :** 11 lbs.  
**Package Type :** Boxed



-----26-28" O. A. L.-----

**CADILLAC**

Allante	1987-88	V8	4.1L
---------	---------	----	------

## 50178

**Inlet A :** 2.25" ID Pipe  
**Box Size :** 24"L x 8"W x 5"H  
**Catalyst :** Standard

**Outlet A :** 4 Bolt Loose Flange  
**Weight :** 8 lbs.  
**Package Type :** Boxed



-----21.5" O. A. L.-----

### BUICK

Electra	1984-87	V8	5.0L
---------	---------	----	------

### CADILLAC

Brougham	1987-92	V8	5.0L
Commercial Chassis	1993	V8	5.7L
Fleetwood	1986	V8	5.0L
Fleetwood	1993	V8	5.7L

### CHEVROLET

Caprice	1983-93	V8	5.7L
Commercial Chassis	1991-92	V8	5.7L
Impala	1983-85	V8	5.7L

## 50179

**Box Size :** 24"L x 8"W x 5"H  
**Catalyst :** Standard

**Weight :** 14 lbs.  
**Package Type :** Boxed



### PONTIAC

Fiero	1984-88	L4	2.5L
Fiero	1985-88	V6	2.8L

## 50180

**Inlet A :** 3 Bolt Loose Flange  
**Inlet B :** 3 Bolt Loose Flange  
**Box Size :** 44"L x 26"W x 12"H  
**Package Type :** Boxed

**Outlet A :** 4 Bolt Loose Flange  
**Weight :** 30 lbs.  
**Catalyst :** Standard



-----65" O. A. L.-----

### CHEVROLET

Corvette	1986-91	V8	5.7L
----------	---------	----	------

## 50184

**Inlet A :** 2 Bolt Welded Flange  
**Box Size :** 75"L x 10"W x 5"H  
**Catalyst :** Standard

**Outlet A :** 2 Bolt Welded Flange  
**Weight :** 13 lbs.  
**Package Type :** Boxed



-----51" O. A. L.-----

### CHEVROLET

Sprint	1985-88	L3	1.0L
--------	---------	----	------

### GEO

Metro	1989-94	L3	1.0L
-------	---------	----	------

### PONTIAC

Firefly	1985-91	L3	1.0L
---------	---------	----	------

### SUZUKI

Swift	1989-94	L4	1.3L
-------	---------	----	------

## 50186

**Inlet A :** 2 Bolt Welded Flange  
**Box Size :** 42"L x 10"W x 7"H  
**Catalyst :** Standard

**Outlet A :** 2.25" OD Pipe  
**Weight :** 12 lbs.  
**Package Type :** Boxed



-----35-37" O. A. L.-----

### BUICK

Electra	1986-87	V6	3.8L
LeSabre	1986-87	V6	3.8L

**50186 (CONT'D)**

<b>CADILLAC</b>			
DeVille	1986-87	V8	4.1L
<b>OLDSMOBILE</b>			
98	1986-87	V6	3.8L
Delta 88	1986-87	V6	3.8L
Toronado	1986-87	V6	3.8L

**50187**

**Inlet A** : 2 Bolt Welded Flange  
**Box Size** : 42"L x 10"W x 7"H  
**Catalyst** : Standard  
**Outlet A** : 2.25" OD Pipe  
**Weight** : 13 lbs.  
**Package Type** : Boxed



<-----36-37.5" O. A. L.----->

<b>BUICK</b>			
Electra	1988	V6	3.8L
LeSabre	1988-91	V6	3.8L
Park Avenue	1991	V6	3.8L
<b>OLDSMOBILE</b>			
Delta 88	1988	V6	3.8L
<b>PONTIAC</b>			
Bonneville	1988-91	V6	3.8L

**50188**

**Inlet A** : 2 Bolt Loose Flange  
**Inlet B** : 2 Bolt Loose Flange  
**Box Size** : 42"L x 10"W x 7"H  
**Package Type** : Boxed  
**Outlet A** : 2.5" ID Pipe  
**Weight** : 12 lbs.  
**Catalyst** : Standard



<-----37" O. A. L.----->

<b>OLDSMOBILE</b>			
98	1988-90	V6	3.8L
Delta 88	1988-91	V6	3.8L

**50189**

**Inlet A** : 2.25" OD Pipe  
**Box Size** : 30"L x 8"W x 6"H  
**Catalyst** : Standard  
**Outlet A** : 2.25" ID Pipe  
**Weight** : 9 lbs.  
**Package Type** : Boxed



<-----25" O. A. L.----->

<b>BUICK</b>			
Skylark	1988-90	L4	2.3L
<b>OLDSMOBILE</b>			
Cutlass Calais	1989	V6	3.3L
<b>PONTIAC</b>			
Grand Am	1988-89	L4	2.3L

**50190**

**Inlet A** : 1.75" OD Pipe  
**Box Size** : 30"L x 8"W x 6"H  
**Catalyst** : Standard  
**Outlet A** : 1.75" ID Pipe  
**Weight** : 8 lbs.  
**Package Type** : Boxed



<-----25.5" O. A. L.----->

<b>OLDSMOBILE</b>			
Achieva	1992	L4	2.3L
<b>PONTIAC</b>			
Grand Am	1992	L4	2.3L

**50191**

**Inlet A** : 2 Bolt Loose Flange  
**Box Size** : 36"L x 11"W x 7"H  
**Catalyst** : Standard  
**Outlet A** : 3 Bolt Welded Flange  
**Weight** : 14 lbs.  
**Package Type** : Boxed



<-----44.75" O. A. L.----->

<b>BUICK</b>			
Skylark	1990-93	V6	3.3L



## 50191 (CONT'D)

### OLDSMOBILE

Achieva	1992-93	V6	3.3L
Cutlass Calais	1990-91	V6	3.3L

### PONTIAC

Grand Am	1992-93	V6	3.3L
----------	---------	----	------

## 50193

**Inlet A** : 2 Bolt Welded Flange  
**Box Size** : 42"L x 10"W x 7"H  
**Catalyst** : Standard

**Outlet A** : 2.5" OD Pipe  
**Weight** : 12 lbs.  
**Package Type** : Boxed



-----37" O. A. L.-----

### BUICK

Reatta	1991	V6	3.8L
--------	------	----	------

### CADILLAC

Commercial Chassis	1989-90	V8	4.5L
DeVille	1988-90	V8	4.5L
Fleetwood	1989-90	V8	4.5L

## 50196

**Inlet A** : 2.25" OD Pipe  
**Box Size** : 30"L x 8"W x 6"H  
**Catalyst** : Standard

**Outlet A** : 2.5" OD Pipe  
**Weight** : 13 lbs.  
**Package Type** : Boxed



-----35" O. A. L.-----

### CHEVROLET VAN

Lumina APV	1990-92	V6	3.1L
------------	---------	----	------


### OLDSMOBILE VAN

Silhouette	1990-92	V6	3.1L
------------	---------	----	------

## 50198

**Inlet A** : 3" OD Pipe  
**Box Size** : 24"L x 8"W x 5"H  
**Catalyst** : Standard

**Outlet A** : 4 Bolt Welded Flange  
**Weight** : 10 lbs.  
**Package Type** : Boxed



-----19.5" O. A. L.-----

### BUICK

Regal	1984-87	V6	3.8L
-------	---------	----	------

## 50200

**Inlet A** : 2 Bolt Loose Flange  
**Box Size** : 42"L x 10"W x 7"H  
**Catalyst** : Standard

**Outlet A** : 2.5" ID Pipe  
**Weight** : 13 lbs.  
**Package Type** : Boxed



-----37" O. A. L.-----

### CADILLAC

DeVille	1992-93	V8	4.9L
---------	---------	----	------

## 50201

**Inlet A** : 2 Bolt Loose Flange  
**Box Size** : 42"L x 10"W x 7"H  
**Catalyst** : Standard

**Outlet A** : 2.5" ID Pipe  
**Weight** : 13 lbs.  
**Package Type** : Boxed



-----38.5" O. A. L.-----

### BUICK

Riviera	1991-93	V6	3.8L
---------	---------	----	------

**50202**

**Inlet A :** 2 Bolt Loose Flange  
**Box Size :** 42"L x 10"W x 7"H  
**Catalyst :** Standard

**Outlet A :** 2.5" ID Pipe  
**Weight :** 13 lbs.  
**Package Type :** Boxed



-----36.5" O. A. L.-----

**CADILLAC**

Cimarron	1987-88	V6	2.8L
Commercial Chassis	1991	V8	4.9L
DeVille	1991	V8	4.9L
Fleetwood	1991	V8	4.9L

**CHEVROLET**

Corsica	1993	V6	3.1L
---------	------	----	------

**50205**

**Inlet A :** 2 Bolt Welded Flange  
**Box Size :** 42"L x 10"W x 7"H  
**Catalyst :** Standard

**Outlet A :** 2.365" OD Pipe  
**Weight :** 12 lbs.  
**Package Type :** Boxed



-----38" O. A. L.-----

**PONTIAC**

Grand Am	1993-95	L4	2.3L
----------	---------	----	------

**50206**

**Inlet A :** 2 Bolt Loose Flange  
**Inlet B :** 2 Bolt Loose Flange  
**Box Size :** 46"L x 16"W x 16"H  
**Package Type :** Boxed

**Outlet A :** 2 Bolt Welded Flange  
**Weight :** 36 lbs.  
**Catalyst :** Standard



-----53.5" O. A. L.-----

**CHEVROLET**

Camaro	1989-92	V8	5.0L
Camaro	1989-92	V8	5.7L

**PONTIAC**

Firebird	1989-92	V8	5.0L
Firebird	1989-92	V8	5.7L

**50203**

**Inlet A :** 2 Bolt Welded Flange  
**Box Size :** 42"L x 10"W x 7"H  
**Catalyst :** Standard

**Outlet A :** 2.325" ID Pipe  
**Weight :** 11 lbs.  
**Package Type :** Boxed



-----36" O. A. L.-----

**BUICK**

LeSabre	1986	V6	3.0L
---------	------	----	------

**OLDSMOBILE**

Delta 88	1986	V6	3.0L
----------	------	----	------

**50204**

**Inlet A :** 2 Bolt Welded Flange  
**Box Size :** 42"L x 10"W x 7"H  
**Catalyst :** Standard

**Outlet A :** 2.365" OD Pipe  
**Weight :** 11 lbs.  
**Package Type :** Boxed



-----38.75" O. A. L.-----

**BUICK**

Riviera	1986-87	V6	3.8L
---------	---------	----	------

**50208**

**Inlet A :** 4 Bolt Welded Flange  
**Box Size :** 24"L x 8"W x 5"H  
**Catalyst :** Standard

**Outlet A :** 2.5" OD Pipe  
**Weight :** 8 lbs.  
**Package Type :** Boxed



-----17" O. A. L.-----

**SATURN**

SC	1991-92	L4	1.9L
SL	1991-92	L4	1.9L
SL1	1991-92	L4	1.9L
SL2	1991-92	L4	1.9L

## 50209

**Inlet A** : 3 Bolt Welded Flange  
**Box Size** : 45"L x 15"W x 11"H  
**Catalyst** : ECO II

**Outlet A** : 3 Bolt Loose Flange  
**Weight** : 15 lbs.  
**Package Type** : Boxed



-----41" O. A. L.-----

### SATURN

SC2	1996-98	L4	1.9L
SL2	1996-98	L4	1.9L
SW2	1996-98	L4	1.9L

## 50215

**Inlet A** : 2" ID Pipe  
**Box Size** : 19"L x 9"W x 5"H  
**Catalyst** : Standard

**Outlet A** : 4 Bolt Loose Flange  
**Weight** : 15 lbs.  
**Package Type** : Boxed



-----17.5" O. A. L.-----

### CHEVROLET TRUCK

S10	1994-95	L4	2.2L
-----	---------	----	------

### GMC TRUCK

Sonoma	1994-95	L4	2.2L
--------	---------	----	------

## 50211

**Inlet A** : 3 Bolt Loose Flange  
**Box Size** : 30"L x 8"W x 6"H  
**Catalyst** : Standard

**Outlet A** : 3 Bolt Loose Flange  
**Weight** : 7 lbs.  
**Package Type** : Boxed



-----17" O. A. L.-----

### CHEVROLET

Corvette	1992-96	V8	5.7L
----------	---------	----	------

## 50216

**Inlet A** : 3 Bolt Welded Flange  
**Box Size** : 36"L x 12"W x 7"H  
**Catalyst** : Standard

**Outlet A** : 6 Bolt Loose Flange  
**Weight** : 12 lbs.  
**Package Type** : Boxed



-----29.5" O. A. L.-----

### BUICK

Commercial Chassis	1994-96	V8	5.7L
Roadmaster	1994-96	V8	5.7L

### CADILLAC

Commercial Chassis	1994-96	V8	5.7L
Fleetwood	1994-96	V8	5.7L

### CHEVROLET

Caprice	1994-96	V8	4.3L
Caprice	1994-96	V8	5.7L
Impala	1994-96	V8	5.7L

## 50212

**Inlet A** : 3 Bolt Loose Flange  
**Box Size** : 36"L x 11"W x 7"H  
**Catalyst** : Standard

**Outlet A** : 2.75" OD Pipe  
**Weight** : 11 lbs.  
**Package Type** : Boxed



-----30" O. A. L.-----

### CHEVROLET

Corvette	1992-96	V8	5.7L
----------	---------	----	------

**50217**

**Inlet A** : 3 Bolt Welded Flange  
**Box Size** : 36"L x 12"W x 7"H  
**Catalyst** : Standard

**Outlet A** : 6 Bolt Loose Flange  
**Weight** : 10 lbs.  
**Package Type** : Boxed



-----26" O. A. L.-----

**BUICK**

Commercial Chassis	1994-96	V8	5.7L
Roadmaster	1994-96	V8	5.7L

**CADILLAC**

Commercial Chassis	1994-95	V8	5.7L
Fleetwood	1994-96	V8	5.7L

**CHEVROLET**

Caprice	1994-96	V8	4.3L
Caprice	1994-96	V8	5.7L
Impala	1994-96	V8	5.7L

**50219**

**Inlet A** : 3.75" OD Pipe  
**Box Size** : 30"L x 8"W x 6"H  
**Catalyst** : Standard

**Outlet A** : 2.5" OD Pipe  
**Weight** : 11 lbs.  
**Package Type** : Boxed



-----23" O. A. L.-----


**CADILLAC**

Allante	1989-92	V8	4.5L
DeVille	1994-95	V8	4.6L
Eldorado	1988-90	V8	4.5L
Eldorado	1993-95	V8	4.6L
Eldorado	1991-92	V8	4.9L
Seville	1990	V8	4.5L
Seville	1993-95	V8	4.6L
Seville	1991-92	V8	4.9L

**50220**

**Inlet A** : 2 Bolt Loose Flange  
**Box Size** : 42"L x 10"W x 7"H  
**Catalyst** : Standard

**Outlet A** : 4 Bolt Welded Flange  
**Weight** : 13 lbs.  
**Package Type** : Boxed



-----41" O. A. L.-----

**BUICK**

Regal	1990-93	V6	3.8L
-------	---------	----	------

**50221**

**Inlet A** : 2.5" ID Pipe  
**Box Size** : 24"L x 8"W x 5"H  
**Catalyst** : Standard

**Outlet A** : 4 Bolt Loose Flange  
**Weight** : 8 lbs.  
**Package Type** : Boxed



-----20" O. A. L.-----

**CHEVROLET**

Camaro	1993-95	V6	3.4L
Camaro	1980	V6	3.8L

**PONTIAC**

Firebird	1993-95	V6	3.4L
----------	---------	----	------

**50222**

**Inlet A** : 2" ID Pipe  
**Box Size** : 24"L x 8"W x 5"H  
**Catalyst** : Standard

**Outlet A** : 3 Bolt Loose Flange  
**Weight** : 8 lbs.  
**Package Type** : Boxed



-----21" O. A. L.-----

**BUICK**

Skylark	1986-89	L4	2.5L
---------	---------	----	------

**OLDSMOBILE**

Achieva	1994-95	V6	3.1L
---------	---------	----	------

**BUYERS GUIDE**

## 50223

**Inlet A :** 2.25" OD Pipe  
**Box Size :** 30"L x 8"W x 6"H  
**Catalyst :** Standard

**Outlet A :** 2.25" OD Pipe  
**Weight :** 9 lbs.  
**Package Type :** Boxed



-----25" O. A. L.-----

### BUICK

Reatta	1988-90	V6	3.8L
Skylark	1988-91	L4	2.3L
Somerset	1986-87	L4	2.5L
Somerset Regal	1985	L4	2.5L

### OLDSMOBILE

Cutlass Calais	1988-91	L4	2.3L
----------------	---------	----	------

### PONTIAC

Grand Am	1988-92	L4	2.3L
Grand Prix	1990-91	L4	2.3L

## 50226

**Inlet A :** 2.125" OD Pipe  
**Box Size :** 30"L x 8"W x 6"H  
**Catalyst :** Standard

**Outlet A :** 2.5" OD Pipe  
**Weight :** 9 lbs.  
**Package Type :** Boxed



-----26" O. A. L.-----

### CHEVROLET VAN

Lumina APV	1993-95	V6	3.1L
------------	---------	----	------

### OLDSMOBILE VAN

Silhouette	1993-94	V6	3.1L
------------	---------	----	------

### PONTIAC VAN

Trans Sport	1993-95	V6	3.1L
-------------	---------	----	------

## 50227

**Inlet A :** 2 Bolt Loose Flange  
**Box Size :** 42"L x 10"W x 7"H  
**Catalyst :** Standard

**Outlet A :** 2.25" OD Pipe  
**Weight :** 15 lbs.  
**Package Type :** Boxed



-----57" O. A. L.-----

### CHEVROLET VAN

Lumina APV	1993-95	V6	3.1L
------------	---------	----	------

### OLDSMOBILE VAN

Silhouette	1990-92	V6	3.1L
------------	---------	----	------

### PONTIAC VAN

Trans Sport	1990-92	V6	3.1L
-------------	---------	----	------

## 50228

**Inlet A :** 2 Bolt Welded Flange  
**Box Size :** 75"L x 10"W x 5"H  
**Catalyst :** Standard

**Outlet A :** 2.5" OD Pipe  
**Weight :** 15 lbs.  
**Package Type :** Boxed



-----53.5" O. A. L.-----

### CHEVROLET VAN

Lumina APV	1992	V6	3.8L
------------	------	----	------

### OLDSMOBILE VAN

Silhouette	1992	V6	3.8L
------------	------	----	------

### PONTIAC VAN

Trans Sport	1992	V6	3.8L
-------------	------	----	------

## 50229

**Inlet A :** 2 Bolt Loose Flange  
**Box Size :** 75"L x 10"W x 5"H  
**Catalyst :** Standard

**Outlet A :** 2.25" OD Pipe  
**Weight :** 14 lbs.  
**Package Type :** Boxed



-----53" O. A. L.-----

**50229 (CONT'D)**

<b>CHEVROLET VAN</b>				
Lumina APV	1993-95	V6	3.8L	
<b>OLDSMOBILE VAN</b>				
Silhouette	1993-95	V6	3.8L	
<b>PONTIAC VAN</b>				
Trans Sport	1993-95	V6	3.8L	

**50230**

**Inlet A :** 3 Bolt Welded Flange  
**Box Size :** 45"L x 15"W x 11"H  
**Catalyst :** ECO II

**Outlet A :** 3 Bolt Loose Flange  
**Weight :** 16 lbs.  
**Package Type :** Boxed



<-----41" O. A. L.----->

<b>SATURN</b>				
SC1	1993-95	L4	1.9L	
SL	1993-95	L4	1.9L	
SL1	1993-95	L4	1.9L	
SW1	1993-95	L4	1.9L	

**50231**

**Inlet A :** 3 Bolt Welded Flange  
**Box Size :** 24"L x 8"W x 5"H  
**Catalyst :** ECO II

**Outlet A :** 3 Bolt Welded Flange  
**Weight :** 8 lbs.  
**Package Type :** Boxed



<-----20" O. A. L.----->

<b>CHEVROLET</b>				
Cavalier	1996-98	L4	2.2L	
<b>PONTIAC</b>				
Sunfire	1995-98	L4	2.2L	

**50232**

**Inlet A :** 2.8" OD Pipe  
**Box Size :** 36"L x 11"W x 7"H  
**Catalyst :** ECO II

**Outlet A :** 3 Bolt Welded Flange  
**Weight :** 12 lbs.  
**Package Type :** Boxed



<-----29.5" O. A. L.----->

<b>CHEVROLET TRUCK</b>				
Blazer	1995	V6	4.3L	
<b>GMC TRUCK</b>				
Jimmy	1995	V6	4.3L	

**50233**

**Inlet A :** 3 Bolt Welded Flange  
**Box Size :** 36"L x 11"W x 7"H  
**Catalyst :** ECO II

**Outlet A :** 3 Bolt Welded Flange  
**Weight :** 12 lbs.  
**Package Type :** Boxed



<-----27.5" O. A. L.----->

<b>CHEVROLET TRUCK</b>				
Blazer	1996-99	V6	4.3L	
<b>GMC TRUCK</b>				
Jimmy	1996-99	V6	4.3L	
<b>OLDSMOBILE TRUCK</b>				
Bravada	1996-99	V6	4.3L	

**50235**

**Inlet A :** 2 Bolt Loose Flange  
**Box Size :** 75"L x 10"W x 5"H  
**Catalyst :** ECO II

**Outlet A :** 2" ID Pipe  
**Weight :** 17 lbs.  
**Package Type :** Boxed



<-----56" O. A. L.----->

<b>CHEVROLET VAN</b>				
Lumina APV	1996	V6	3.4L	

## 50235 (CONT'D)

### OLDSMOBILE VAN

Silhouette	1996	V6	3.4L
------------	------	----	------

### PONTIAC VAN

Trans Sport	1996	V6	3.4L
-------------	------	----	------

## 50238

**Inlet A** : 3 Bolt Loose Flange  
**Inlet B** : 3 Bolt Loose Flange  
**Box Size** : 44"L x 26"W x 12"H  
**Package Type** : Boxed

**Outlet A** : 2 Bolt Loose Flange  
**Weight** : 21 lbs.  
**Catalyst** : Standard



←-----32.5" O. A. L.----->

### CHEVROLET TRUCK

Blazer	1994	V8	5.7L
C1500	1994-95	V6	4.3L
C1500	1994-95	V8	5.0L
C1500	1994-95	V8	5.7L
C1500 Suburban	1994-95	V8	5.7L
C2500	1994-95	V6	4.3L
C2500	1994-95	V8	5.0L
C2500	1994-95	V8	5.7L
C2500 Suburban	1994-95	V8	5.7L
K1500	1994-95	V6	4.3L
K1500	1994-95	V8	5.0L
K1500	1994-95	V8	5.7L
K1500 Suburban	1994-95	V8	5.7L
K2500	1994-95	V6	4.3L
K2500	1994-95	V8	5.0L
K2500	1994-95	V8	5.7L
K2500 Suburban	1994-95	V8	5.7L
Tahoe	1995	V8	5.7L

### GMC TRUCK

C1500	1994-95	V6	4.3L
C1500	1994-95	V8	5.0L
C1500	1994-95	V8	5.7L
C1500 Suburban	1994-95	V8	5.7L
C2500	1994-95	V8	5.0L
C2500	1994-95	V8	5.7L
C2500 Suburban	1994-95	V8	5.7L
K1500	1994-95	V6	4.3L
K1500	1994-95	V8	5.0L
K1500	1994-95	V8	5.7L
K1500 Suburban	1994-95	V8	5.7L
K2500	1994-95	V6	4.3L

## 50238 (CONT'D)

### GMC TRUCK (CONT'D)

K2500	1994-95	V8	5.0L
K2500	1994-95	V8	5.7L
K2500 Suburban	1994-95	V8	5.7L
Yukon	1994-95	V8	5.7L

## 50239

**Inlet A** : 3 Bolt Loose Flange  
**Inlet B** : 3 Bolt Welded Flange  
**Box Size** : 44"L x 32"W x 16"H  
**Package Type** : Unboxed

**Outlet A** : 3 Bolt Welded Flange  
**Weight** : 24 lbs.  
**Catalyst** : ECO II



←-----44" O. A. L.----->

### CADILLAC TRUCK

Escalade	1999-00	V8	5.7L
----------	---------	----	------

### CHEVROLET TRUCK

C1500	1996-99	V8	5.7L
C1500 Suburban	1996-99	V8	5.7L
C2500	1996-00	V8	5.7L
C2500 Suburban	1996-99	V8	5.7L
K1500	1996-99	V8	5.7L
K1500 Suburban	1996-99	V8	5.7L
K2500	1998	V8	5.0L
K2500	1996-97	V8	5.7L
K2500	1999-00	V8	5.7L
K2500 Suburban	1996-99	V8	5.7L
Tahoe	1996-00	V8	5.7L

### GMC TRUCK

C1500	1996-99	V8	5.7L
C1500 Suburban	1996-98	V8	5.7L
C2500	1996-00	V8	5.7L
C2500 Suburban	1996-99	V8	5.7L
K1500	1996-99	V8	5.7L
K1500 Suburban	1996-99	V8	5.7L
K2500	1996-00	V8	5.7L
K2500 Suburban	1996-99	V8	5.7L
Yukon	1996-00	V8	5.7L

**50241**

**Inlet A** : 3 Bolt Loose Flange  
**Inlet B** : 3 Bolt Loose Flange  
**Box Size** : 47"L x 26"W x 14"H  
**Package Type** : Unboxed

**Outlet A** : 3" OD Pipe  
**Weight** : 17 lbs.  
**Catalyst** : Standard



<-----47" O. A. L.----->

**CHEVROLET VAN**

Astro	1994-95	V6	4.3L
-------	---------	----	------

**GMC VAN**

Safari	1994-95	V6	4.3L
--------	---------	----	------

**50244**

**Inlet A** : 2.5" ID Pipe  
**Box Size** : 30"L x 8"W x 6"H  
**Catalyst** : Standard

**Outlet A** : 2.5" OD Pipe  
**Weight** : 10 lbs.  
**Package Type** : Boxed



<-----26" O. A. L.----->

**CHEVROLET TRUCK**

C1500	1988-93	V6	4.3L
C1500	1988-92	V8	5.0L
C1500	1988-93	V8	5.7L
C1500 Suburban	1992-93	V8	5.7L
C2500	1988-93	V6	4.3L
C2500	1988-92	V8	5.0L
K1500	1988-91	V6	4.3L
K1500	1993	V6	4.3L
K1500	1988-92	V8	5.0L
K1500	1988-93	V8	5.7L
K1500 Suburban	1992	V8	5.7L
K2500	1988-93	V6	4.3L
K2500	1988-92	V8	5.0L
R10	1987	V8	5.0L
R10 Suburban	1987	V8	5.0L
R20	1987	V8	5.0L
V10	1987	V8	5.0L

**CHEVROLET VAN**

Astro	1992	V6	4.3L
-------	------	----	------

**50244 (CONT'D)**

**GMC TRUCK**

C1500	1988-93	V6	4.3L
C1500	1988-92	V8	5.0L
C2500	1988-93	V6	4.3L
C2500	1988-92	V8	5.0L
K1500	1988-93	V6	4.3L
K1500	1988-92	V8	5.0L
K2500	1988-93	V6	4.3L
K2500	1989	V8	6.2L
R1500	1987	V8	5.0L
R1500 Suburban	1987	V8	5.0L
R2500	1987	V8	5.0L
V1500	1987	V8	5.0L

**GMC VAN**

Safari	1992	V6	4.3L
--------	------	----	------

**50245**

**Inlet A** : 2 Bolt Loose Flange  
**Box Size** : 75"L x 10"W x 5"H  
**Catalyst** : Standard

**Outlet A** : 4 Bolt Welded Flange  
**Weight** : 12 lbs.  
**Package Type** : Boxed



<-----48" O. A. L.----->

**BUICK**

Century	1986-88	V6	2.8L
---------	---------	----	------

**CHEVROLET**

Celebrity	1986-89	V6	2.8L
Celebrity	1990	V6	3.1L

**OLDSMOBILE**

Cutlass Ciera	1986	V6	2.8L
---------------	------	----	------

**PONTIAC**

6000	1986-89	V6	2.8L
6000	1990-91	V6	3.1L



## 50246

**Inlet A :** 2 Bolt Loose Flange  
**Box Size :** 75"L x 10"W x 5"H  
**Catalyst :** Standard

**Outlet A :** 4 Bolt Welded Flange  
**Weight :** 14 lbs.  
**Package Type :** Boxed



←-----46" O. A. L.----->

### BUICK

Century	1989-93	V6	3.3L
---------	---------	----	------

### OLDSMOBILE

Achieva	1993-94	L4	2.3L
Cutlass Ciera	1989-93	V6	3.3L
Cutlass Cruiser	1989-93	V6	3.3L

## 50247

**Inlet A :** 2.5" Pipe  
**Box Size :** 30"L x 8"W x 6"H  
**Catalyst :** Standard

**Outlet A :** 3 Bolt Welded Flange  
**Weight :** 11 lbs.  
**Package Type :** Boxed



←-----26.5" O. A. L.----->

### CHEVROLET TRUCK

S10	1995	V6	4.3L
-----	------	----	------

### GMC TRUCK

Sonoma	1995	V6	4.3L
--------	------	----	------

## 50248

**Inlet A :** 2.25" ID Pipe  
**Box Size :** 24"L x 8"W x 5"H  
**Catalyst :** Standard

**Outlet A :** 4 Bolt Welded Flange  
**Weight :** 9 lbs.  
**Package Type :** Boxed



←-----19" O. A. L.----->

### OLDSMOBILE

Cutlass Supreme	1991-93	V6	3.1L
-----------------	---------	----	------

## 50248 (CONT'D)

### PONTIAC

Grand Prix	1990-95	V6	3.1L
------------	---------	----	------

## 50250

**Inlet A :** 2 Bolt Loose Flange  
**Box Size :** 45"L x 15"W x 11"H  
**Catalyst :** Standard

**Outlet A :** 4 Bolt Welded Flange  
**Weight :** 17 lbs.  
**Package Type :** Boxed



←-----41.5" O. A. L.----->

### CHEVROLET

Lumina	1991-95	V6	3.4L
Monte Carlo	1995	V6	3.4L

### OLDSMOBILE

Cutlass Supreme	1991-95	V6	3.4L
-----------------	---------	----	------

### PONTIAC

Grand Prix	1991-95	V6	3.4L
------------	---------	----	------

## 50251

**Inlet A :** 2 Bolt Loose Flange  
**Box Size :** 45"L x 15"W x 11"H  
**Catalyst :** Standard

**Outlet A :** 3 Bolt Loose Flange  
**Weight :** 14 lbs.  
**Package Type :** Boxed



←-----38" O. A. L.----->

### BUICK

Skylark	1994-95	V6	3.1L
---------	---------	----	------

### CHEVROLET

Beretta	1994-95	V6	3.1L
Corsica	1994-95	V6	3.1L

### OLDSMOBILE

Achieva	1994-95	V6	3.1L
---------	---------	----	------

### PONTIAC

Grand Am	1994-95	V6	3.1L
----------	---------	----	------

**50252**

**Inlet A** : 2 Bolt Welded Flange  
**Box Size** : 75"L x 10"W x 5"H  
**Catalyst** : ECO III

**Outlet A** : 2 Bolt Welded Flange  
**Weight** : 14 lbs.  
**Package Type** : Boxed



-----50.50" O. A. L.-----

**CHEVROLET**

Metro	1998-00	L3	1.0L
-------	---------	----	------

**GEO**

Metro	1995-97	L3	1.0L
-------	---------	----	------

**50253**

**Inlet A** : 3 Bolt Loose Flange  
**Inlet B** : 3 Bolt Loose Flange  
**Box Size** : 61"L x 30"W x 13"H  
**Package Type** : Unboxed

**Outlet A** : 3 Bolt Welded Flange  
**Weight** : 21 lbs.  
**Catalyst** : ECO II



-----61" O. A. L.-----

**CHEVROLET VAN**

Express 1500	1996-99	V6	4.3L
Express 1500	1996-99	V8	5.0L
Express 2500	1996-99	V6	4.3L
Express 2500	1996-02	V8	5.0L


**GMC VAN**

Savana 1500	1996-99	V6	4.3L
Savana 1500	1996-99	V8	5.0L
Savana 2500	1996-99	V6	4.3L
Savana 2500	1996-02	V8	5.0L

**50254**

**Inlet A** : 2 Bolt Welded Flange  
**Box Size** : 42"L x 10"W x 7"H  
**Catalyst** : ECO GM

**Outlet A** : 3 Bolt Welded Flange  
**Weight** : 13 lbs.  
**Package Type** : Boxed



-----39.5" O. A. L.-----

**OLDSMOBILE**

Achieva	1998	V6	3.1L
---------	------	----	------

**50255**

**Inlet A** : 2 Bolt Welded Flange  
**Box Size** : 67"L x 14"W x 11"H  
**Catalyst** : Standard

**Outlet A** : 4 Bolt Welded Flange  
**Weight** : 14 lbs.  
**Package Type** : Unboxed



-----67" O. A. L.-----

**BUICK**

Century	1993-96	L4	2.2L
---------	---------	----	------

**OLDSMOBILE**

Cutlass Ciera	1993-95	L4	2.2L
---------------	---------	----	------

**50256**

**Inlet A** : 3 Bolt Welded Flange  
**Box Size** : 30"L x 8"W x 6"H  
**Catalyst** : Standard

**Outlet A** : 3 Bolt Welded Flange  
**Weight** : 14 lbs.  
**Package Type** : Boxed



-----25" O. A. L.-----

**CHEVROLET TRUCK**

S10	1996-99	V6	4.3L
-----	---------	----	------

**GMC TRUCK**

Sonoma	1996-99	V6	4.3L
--------	---------	----	------

**ISUZU TRUCK**

Hombre	1997-99	V6	4.3L
--------	---------	----	------

**50258**

**Inlet A :** 2" ID Pipe  
**Box Size :** 36"L x 11"W x 7"H  
**Catalyst :** ECO GM

**Outlet A :** 4 Bolt Welded Flange  
**Weight :** 10 lbs.  
**Package Type :** Boxed



←-----31.5" O. A. L.----->

**BUICK**

Century	1994-96	V6	3.1L
---------	---------	----	------

**OLDSMOBILE**

Cutlass Ciera	1994-95	V6	3.1L
Cutlass Cruiser	1994	V6	3.1L

**50259**

**Inlet A :** 2.5" ID Pipe  
**Box Size :** 19"L x 9"W x 5"H  
**Catalyst :** Standard

**Outlet A :** 4 Bolt Welded Flange  
**Weight :** 8 lbs.  
**Package Type :** Boxed



←-----18" O. A. L.----->

**CHEVROLET TRUCK**

S10	1992-94	V6	4.3L
S10 Blazer	1992-94	V6	4.3L

**GMC TRUCK**

Jimmy	1992-94	V6	4.3L
Sonoma	1992-94	V6	4.3L

**OLDSMOBILE TRUCK**

Bravada	1992-94	V6	4.3L
---------	---------	----	------

**50260**

**Inlet A :** 2 Bolt Loose Flange  
**Box Size :** 75"L x 10"W x 5"H  
**Catalyst :** Standard

**Outlet A :** 2" OD Pipe  
**Weight :** 15 lbs.  
**Package Type :** Boxed



←-----56" O. A. L.----->

**50260 (CONT'D)**

**CHEVROLET**

Lumina	1990-92	V6	3.1L
--------	---------	----	------

**50262**

**Inlet A :** 3 Bolt Loose Flange  
**Inlet B :** 3 Bolt Loose Flange  
**Box Size :** 44"L x 26"W x 12"H  
**Package Type :** Boxed

**Outlet A :** 4 Bolt Loose Flange  
**Weight :** 23 lbs.  
**Catalyst :** Standard



←-----43" O. A. L.----->

**CHEVROLET**

Camaro	1993-95	V8	5.7L
--------	---------	----	------

**PONTIAC**

Firebird	1993-95	V8	5.7L
----------	---------	----	------

**50264**

**Inlet A :** 4 Bolt Welded Flange  
**Box Size :** 42"L x 10"W x 7"H  
**Catalyst :** ECO II

**Outlet A :** 3 Bolt Loose Flange  
**Weight :** 12 lbs.  
**Package Type :** Boxed



←-----40" O. A. L.----->

**CHEVROLET**

Cavalier	1995	L4	2.3L
Cavalier	1996-98	L4	2.4L
Malibu	1997-98	L4	2.4L

**PONTIAC**

Grand Am	1999	L4	2.4L
Sunfire	1996-98	L4	2.4L

**50268**

**Inlet A :** 2 Bolt Welded Flange  
**Box Size :** 75"L x 10"W x 5"H  
**Catalyst :** Standard

**Outlet A :** 2 Bolt Welded Flange  
**Weight :** 14 lbs.  
**Package Type :** Boxed



-----50" O. A. L.-----

**GEO**

Metro	1995-97	L4	1.3L
-------	---------	----	------

**PONTIAC**

Firefly	1995	L3	1.0L
---------	------	----	------

**50269**

**Inlet A :** 3 Bolt Loose Flange  
**Inlet B :** 3 Bolt Loose Flange  
**Box Size :** 44"L x 28"W x 16"H  
**Package Type :** Unboxed

**Outlet A :** 3" OD Pipe  
**Weight :** 20 lbs.  
**Catalyst :** Standard



-----44" O. A. L.-----

**CHEVROLET VAN**

Astro	1994-95	V6	4.3L
-------	---------	----	------

**GMC VAN**

Safari	1994-95	V6	4.3L
--------	---------	----	------

**50270**

**Inlet A :** 2 Bolt Loose Flange  
**Box Size :** 65"L x 11"W x 14"H  
**Catalyst :** Standard

**Outlet A :** 4 Bolt Welded Flange  
**Weight :** 14 lbs.  
**Package Type :** Unboxed



-----65" O. A. L.-----

**BUICK**

Century	1986-92	L4	2.5L
---------	---------	----	------

**CHEVROLET**

Celebrity	1986-90	L4	2.5L
-----------	---------	----	------

**50270 (CONT'D)**

**OLDSMOBILE**

Cutlass Ciera	1987-92	L4	2.5L
Cutlass Cruiser	1987-90	L4	2.5L

**PONTIAC**

6000	1986-91	L4	2.5L
------	---------	----	------

**50271**

**Inlet A :** 3 Bolt Loose Flange  
**Inlet B :** 3 Bolt Loose Flange  
**Box Size :** 49"L x 24"W x 13"H  
**Package Type :** Unboxed

**Outlet A :** 2 Bolt Welded Flange  
**Weight :** 20 lbs.  
**Catalyst :** ECO II



-----49" O. A. L.-----

**CHEVROLET TRUCK**

S10	2001-03	V6	4.3L
-----	---------	----	------

**GMC TRUCK**

Sonoma	2001-03	V6	4.3L
--------	---------	----	------

**50273**

**Inlet A :** 3 Bolt Welded Flange  
**Box Size :** 30"L x 8"W x 6"H  
**Catalyst :** ECO GM

**Outlet A :** 3 Bolt Welded Flange  
**Weight :** 9 lbs.  
**Package Type :** Boxed



-----27.5" O. A. L.-----

**CHEVROLET TRUCK**

S10	1996-03	L4	2.2L
-----	---------	----	------

**GMC TRUCK**

Sonoma	1996-03	L4	2.2L
--------	---------	----	------

**ISUZU TRUCK**

Hombre	1996-00	L4	2.2L
--------	---------	----	------

## 50275

**Inlet A** : 3 Bolt Loose Flange  
**Box Size** : 43"L x 21"W x 11"H  
**Catalyst** : ECO II

**Outlet A** : 2 Bolt Welded Flange  
**Weight** : 17 lbs.  
**Package Type** : Unboxed



←-----37" O. A. L.----->

### CHEVROLET TRUCK

C1500	1996-98	V6	4.3L
C1500	1996-98	V8	5.0L
C1500	1996-98	V8	5.7L
C1500 Suburban	1996-98	V8	5.7L
C2500	1996-98	V8	5.0L
C2500	1996-98	V8	5.7L
C2500 Suburban	1996-98	V8	5.7L
K1500	1996-98	V6	4.3L
K1500	1996-99	V8	5.0L
K1500	1996-98	V8	5.7L
K1500 Suburban	1996-98	V8	5.7L
K2500	1998	V8	5.0L
K2500	1996-98	V8	5.7L

### GMC TRUCK

C1500	1996-98	V6	4.3L
C1500	1996-98	V8	5.0L
C1500	1996-98	V8	5.7L
C1500 Suburban	1996-98	V8	5.7L
C2500	1996-98	V8	5.0L
C2500	1996-98	V8	5.7L
C2500 Suburban	1996-98	V8	5.7L
C3500	1996	V8	5.7L
K1500	1996-98	V6	4.3L
K1500	1996-98	V8	5.0L
K1500	1996-98	V8	5.7L
K1500 Suburban	1996-98	V8	5.7L
K2500	1998	V8	5.0L
K2500	1996-98	V8	5.7L

## 50277

**Inlet A** : 2 Bolt Welded Flange  
**Box Size** : 24"L x 8"W x 5"H  
**Catalyst** : Standard

**Outlet A** : 2.25" OD Pipe  
**Weight** : 11 lbs.  
**Package Type** : Boxed



←-----23" O. A. L.----->

### CADILLAC

DeVille	1994-95	V8	4.9L
Eldorado	1993	V8	4.9L
Seville	1993	V8	4.9L

## 50279

**Inlet A** : 3 Bolt Welded Flange  
**Box Size** : 30"L x 8"W x 6"H  
**Catalyst** : ECO II

**Outlet A** : 3 Bolt Welded Flange  
**Weight** : 10 lbs.  
**Package Type** : Boxed



←-----24" O. A. L.----->

### CHEVROLET

Beretta	1996	L4	2.2L
Corsica	1996	L4	2.2L

## 50280

**Inlet A** : 4 Bolt Welded Flange  
**Box Size** : 42"L x 10"W x 7"H  
**Catalyst** : ECO II

**Outlet A** : 3 Bolt Welded Flange  
**Weight** : 11 lbs.  
**Package Type** : Boxed



←-----39.5" O. A. L.----->

### BUICK

Skylark	1996-98	L4	2.4L
---------	---------	----	------

### OLDSMOBILE

Achieva	1996-98	L4	2.4L
---------	---------	----	------

### PONTIAC

Grand Am	1996-98	L4	2.4L
----------	---------	----	------

**50281**

**Inlet A :** 2 Bolt Loose Flange  
**Box Size :** 75"L x 10"W x 5"H  
**Catalyst :** ECO II

**Outlet A :** 4 Bolt Welded Flange  
**Weight :** 12 lbs.  
**Package Type :** Boxed



←-----46" O. A. L.-----→

**BUICK**

Regal	1994-96	V6	3.1L
-------	---------	----	------

**CHEVROLET**

Lumina	1994-96	V6	3.1L
Monte Carlo	1995-96	V6	3.1L

**OLDSMOBILE**

Cutlass Supreme	1994-97	V6	3.1L
-----------------	---------	----	------

**PONTIAC**

Grand Prix	1994-96	V6	3.1L
------------	---------	----	------

**50282**

**Inlet A :** 4 Bolt Welded Flange  
**Box Size :** 30"L x 8"W x 6"H  
**Catalyst :** ECO II

**Outlet A :** 2.5" OD Pipe  
**Weight :** 11 lbs.  
**Package Type :** Boxed



←-----26" O. A. L.-----→

**CADILLAC**

DeVille	1996-99	V8	4.6L
Eldorado	1996-99	V8	4.6L
Seville	1996-99	V8	4.6L

**50283**

**Inlet A :** 2 Bolt Welded Flange  
**Box Size :** 42"L x 10"W x 7"H  
**Catalyst :** ECO III

**Outlet A :** 3 Bolt Welded Flange  
**Weight :** 12 lbs.  
**Package Type :** Boxed



←-----40" O. A. L.-----→

**50283 (CONT'D)**

**BUICK**

Skylark	1997-98	V6	3.1L
---------	---------	----	------

**OLDSMOBILE**

Achieva	1997	V6	3.1L
---------	------	----	------

**PONTIAC**

Grand Am	1997	V6	3.1L
----------	------	----	------

**50285**

**Inlet A :** 2 Bolt Loose Flange  
**Box Size :** 42"L x 10"W x 7"H  
**Catalyst :** ECO III

**Outlet A :** 3 Bolt Loose Flange  
**Weight :** 11 lbs.  
**Package Type :** Boxed



←-----40" O. A. L.-----→

**BUICK**

Skylark	1996	V6	3.1L
---------	------	----	------

**CHEVROLET**

Beretta	1996	V6	3.1L
Corsica	1996	V6	3.1L

**OLDSMOBILE**

Achieva	1996	V6	3.1L
---------	------	----	------

**PONTIAC**

Grand Am	1996	V6	3.1L
----------	------	----	------

**50287**

**Inlet A :** 2 Bolt Welded Flange  
**Box Size :** 44"L x 26"W x 12"H  
**Catalyst :** ECO GM

**Outlet A :** 4 Bolt Welded Flange  
**Weight :** 12 lbs.  
**Package Type :** Boxed



←-----46.5" O. A. L.-----→

**CHEVROLET**

Lumina	1996-97	V6	3.4L
--------	---------	----	------

## 50289

**Inlet A** : 3 Bolt Welded Flange  
**Box Size** : 42"L x 10"W x 7"H  
**Catalyst** : ECO II

**Outlet A** : 3 Bolt Welded Flange  
**Weight** : 12 lbs.  
**Package Type** : Boxed



←-----39.5" O. A. L.-----→

### CHEVROLET

Cavalier	1999-02	L4	2.4L
Malibu	1999	L4	2.4L

### OLDSMOBILE

Alero	1999-01	L4	2.4L
-------	---------	----	------

### PONTIAC

Grand Am	1999-01	L4	2.4L
Sunfire	1999-02	L4	2.4L

## 50290

**Inlet A** : 4 Bolt Welded Flange  
**Box Size** : 24"L x 8"W x 5"H  
**Catalyst** : ECO GM

**Outlet A** : 2.31" OD Pipe  
**Weight** : 10 lbs.  
**Package Type** : Boxed



←-----23.75" O. A. L.-----→

### BUICK

LeSabre	1997-00	V6	3.8L
Park Avenue	1997-04	V6	3.8L
Riviera	1997	V6	3.8L

### OLDSMOBILE

88	1997-99	V6	3.8L
Aurora	1997-99	V8	4.0L
Aurora	2001-03	V8	4.0L
LSS	1996-99	V6	3.8L
Regency	1997-98	V6	3.8L

### PONTIAC

Bonneville	1997-99	V6	3.8L
------------	---------	----	------

## 50291

**Inlet A** : 2 Bolt Loose Flange  
**Box Size** : 75"L x 10"W x 5"H  
**Catalyst** : ECO III

**Outlet A** : 4 Bolt Welded Flange  
**Weight** : 15 lbs.  
**Package Type** : Boxed



←-----44" O. A. L.-----→

### BUICK

Regal	1996	V6	3.8L
-------	------	----	------

### CHEVROLET

Monte Carlo	1996	V6	3.4L
-------------	------	----	------

## 50293

**Inlet A** : 3 Bolt Loose Flange  
**Box Size** : 48"L x 28"W x 13"H  
**Catalyst** : ECO II

**Outlet A** : 3 Bolt Welded Flange  
**Weight** : 19 lbs.  
**Package Type** : Unboxed



←-----48" O. A. L.-----→

### CHEVROLET VAN

Astro	1996-99	V6	4.3L
-------	---------	----	------

### GMC VAN

Safari	1996-99	V6	4.3L
--------	---------	----	------

## 50294

**Inlet A** : 3 Bolt Loose Flange  
**Box Size** : 52"L x 32"W x 15"H  
**Catalyst** : ECO II

**Outlet A** : 3 Bolt Welded Flange  
**Weight** : 20 lbs.  
**Package Type** : Unboxed



←-----52" O. A. L.-----→

### CHEVROLET VAN

Astro	2000-05	V6	4.3L
-------	---------	----	------

### GMC VAN

Safari	2000-05	V6	4.3L
--------	---------	----	------

**50295**

**Inlet A :** 3 Bolt Loose Flange  
**Box Size :** 44"L x 26"W x 12"H  
**Catalyst :** Standard

**Outlet A :** 3" OD Pipe  
**Weight :** 16 lbs.  
**Package Type :** Boxed



-----33.5" O. A. L.-----

**CHEVROLET VAN**

G10	1995	V6	4.3L
G10	1995	V8	5.0L
G20	1995	V6	4.3L
G20	1995	V8	5.0L
G20	1995	V8	5.7L
G30	1995	V8	5.7L

**GMC VAN**

G1500	1995	V6	4.3L
G1500	1995	V8	5.0L
G2500	1995	V6	4.3L
G2500	1995	V8	5.0L
G2500	1995	V8	5.7L
G3500	1995	V8	5.7L

**50296**

**Inlet A :** 3 Bolt Loose Flange  
**Box Size :** 41"L x 34"W x 14"H  
**Catalyst :** Standard

**Outlet A :** 3 Bolt Welded Flange  
**Weight :** 27 lbs.  
**Package Type :** Unboxed



-----51" O. A. L.-----

**CHEVROLET TRUCK**

C2500	1996-00	V8	5.7L
C2500 Suburban	1996-99	V8	5.7L
C3500	1996-00	V8	5.7L
K2500	1996-00	V8	5.7L
K2500 Suburban	1996-99	V8	5.7L
K3500	1996-00	V8	5.7L

**GMC TRUCK**

C2500	1996-99	V8	5.7L
C2500 Suburban	1996-99	V8	5.7L
C3500	1996-99	V8	5.7L

**50296 (CONT'D)**

**GMC TRUCK (CONT'D)**

K2500	1996-99	V8	5.7L
K2500 Suburban	1996-99	V8	5.7L

**50298**

**Inlet A :** 3" ID Pipe  
**Box Size :** 30"L x 8"W x 6"H  
**Catalyst :** ECO II

**Outlet A :** 3" OD Pipe  
**Weight :** 12 lbs.  
**Package Type :** Boxed



-----26.5" O. A. L.-----

**CHEVROLET TRUCK**

C1500	1990	V6	4.3L
C1500	1988-93	V8	5.7L
C1500	1991-93	V8	7.4L
C1500 Suburban	1992-93	V8	5.7L
C2500	1988-93	V8	5.7L
C2500	1991-95	V8	7.4L
C2500 Suburban	1992-93	V8	5.7L
C2500 Suburban	1992-95	V8	7.4L
C3500	1988-97	V8	5.7L
C3500	1988-97	V8	7.4L
K1500	1988-93	V8	5.7L
K1500 Suburban	1992-93	V8	5.7L
K2500	1988-95	V8	5.7L
K2500	1991-95	V8	7.4L
K2500 Suburban	1992-95	V8	5.7L
K3500	1988-92	V8	5.7L
K3500	1988-97	V8	7.4L
R10	1987	V8	5.7L
R10 Suburban	1987-88	V8	5.7L
R20	1987-88	V8	5.7L
R20	1987-88	V8	7.4L
R20 Suburban	1987-88	V8	5.7L
R20 Suburban	1987-88	V8	7.4L
R30	1987-88	V8	5.7L
R30	1987-88	V8	7.4L
R1500 Suburban	1989-91	V8	5.7L
R2500	1989	V8	5.7L
R2500	1989	V8	7.4L
R2500 Suburban	1989-91	V8	5.7L
R2500 Suburban	1989	V8	7.4L
R3500	1989-91	V8	5.7L
R3500	1989	V8	7.4L



## 50298 (CONT'D)

### CHEVROLET TRUCK (CONT'D)

V10	1987	V8	5.7L
V10 Suburban	1987-88	V8	5.7L
V20	1987	V8	5.7L
V20 Suburban	1987-88	V8	5.7L
V20 Suburban	1987-88	V8	7.4L
V30	1987-88	V8	5.7L
V30	1987-88	V8	7.4L
V1500 Suburban	1989-91	V8	5.7L
V2500 Suburban	1989-91	V8	5.7L
V3500	1989-91	V8	5.7L
V3500	1989	V8	7.4L

### CHEVROLET VAN

G10	1987-93	V8	5.7L
G20	1987-95	V8	5.7L
G30	1987-95	V8	5.7L
P10	1979	V8	5.0L
P10	1975	V8	5.7L
P10	1977-78	V8	5.7L
P10	1977	V8	6.6L
P20	1975-80	V8	5.7L
P20	1982-89	V8	5.7L
P30	1994	V6	4.3L
P30	1985	L6	4.8L
P30	1975-99	V8	5.7L
P30	1976	V8	6.6L
P30	1975-99	V8	7.4L

### GMC MEDIUM/HEAVY TRUCK

C3500HD	1991-92	V8	5.7L
C3500HD	1991-92	V8	7.4L

### GMC TRUCK

C1500	1988-95	V8	5.7L
C1500 Suburban	1992-95	V8	5.7L
C2500	1988-95	V8	5.7L
C2500	1992-95	V8	7.4L
C2500 Suburban	1992-95	V8	5.7L
C2500 Suburban	1992-95	V8	7.4L
C3500	1988-92	V8	5.7L
C3500	1995-97	V8	5.7L
C3500	1988-92	V8	7.4L
C3500	1995-97	V8	7.4L
K1500	1988-95	V8	5.7L
K1500 Suburban	1992-95	V8	5.7L
K2500	1990	V6	4.3L
K2500	1988-90	V8	5.0L
K2500	1992	V8	5.0L
K2500	1988-95	V8	5.7L
K2500	1991-95	V8	7.4L
K2500 Suburban	1994-95	V8	5.7L

## 50298 (CONT'D)

### GMC TRUCK (CONT'D)

K2500 Suburban	1992-95	V8	7.4L
K3500	1995-97	V8	5.7L
K3500	1995-97	V8	7.4L
R1500	1987	V8	5.7L
R1500 Suburban	1987-91	V8	5.7L
R2500	1987-89	V8	5.7L
R2500	1987-89	V8	7.4L
R2500 Suburban	1987-91	V8	5.7L
R2500 Suburban	1987-89	V8	7.4L
R3500	1987-91	V8	5.7L
R3500	1987-89	V8	7.4L
V1500	1987	V8	5.7L
V1500 Suburban	1987-91	V8	5.7L
V2500	1987	V8	5.7L
V2500 Suburban	1987-91	V8	5.7L
V3500	1987-91	V8	5.7L
V3500	1987-89	V8	7.4L

### GMC VAN

G2500	1987-95	V8	5.7L
G3500	1987-95	V8	5.7L

## 50299

**Inlet A** : 2 Bolt Loose Flange  
**Box Size** : 44"L x 26"W x 12"H  
**Catalyst** : ECO GM

**Outlet A** : 2.25" OD Pipe  
**Weight** : 20 lbs.  
**Package Type** : Boxed



←-----53" O. A. L.----->

### CHEVROLET

Camaro	1995-02	V6	3.8L
--------	---------	----	------

### PONTIAC

Firebird	1995-02	V6	3.8L
----------	---------	----	------

**50300**

**Inlet A** : 2 Bolt Loose Flange  
**Box Size** : 42"L x 10"W x 7"H  
**Catalyst** : ECO GM

**Outlet A** : 2.5" OD Pipe  
**Weight** : 13 lbs.  
**Package Type** : Boxed



-----40" O. A. L.-----

**BUICK**

LeSabre	1992-95	V6	3.8L
Park Avenue	1992-94	V6	3.8L
Riviera	1995-96	V6	3.8L

**OLDSMOBILE**

88	1992-94	V6	3.8L
98	1992-94	V6	3.8L

**PONTIAC**

Bonneville	1992-94	V6	3.8L
------------	---------	----	------

**50301**

**Inlet A** : 2 Bolt Welded Flange  
**Box Size** : 64"L x 12"W x 12"H  
**Catalyst** : ECO II

**Outlet A** : 2 Bolt Welded Flange  
**Weight** : 14 lbs.  
**Package Type** : Unboxed



-----64" O. A. L.-----

**CHEVROLET VAN**

Venture	1997-00	V6	3.4L
---------	---------	----	------

**OLDSMOBILE VAN**

Silhouette	1997-00	V6	3.4L
------------	---------	----	------

**PONTIAC VAN**

Montana	1999-00	V6	3.4L
Trans Sport	1997-98	V6	3.4L

**50302**

**Inlet A** : 2 Bolt Welded Flange  
**Box Size** : 61"L x 14"W x 11"H  
**Catalyst** : ECO GM

**Outlet A** : 3 Bolt Welded Flange  
**Weight** : 12 lbs.  
**Package Type** : Unboxed



-----61" O. A. L.-----

**CHEVROLET**

Cavalier	1999-02	L4	2.2L
----------	---------	----	------

**PONTIAC**

Sunfire	1999-02	L4	2.2L
---------	---------	----	------

**50304**

**Inlet A** : 2 Bolt Loose Flange  
**Box Size** : 45"L x 15"W x 11"H  
**Catalyst** : Standard

**Outlet A** : 4 Bolt Welded Flange  
**Weight** : 16 lbs.  
**Package Type** : Boxed



-----45" O. A. L.-----

**CHEVROLET**

Lumina	1993	V6	3.1L
--------	------	----	------

**OLDSMOBILE**

Cutlass Supreme	1990-93	V6	3.1L
-----------------	---------	----	------

**PONTIAC**

Grand Prix	1990-93	V6	3.1L
------------	---------	----	------

**50305**

**Inlet A** : 2 Bolt Loose Flange  
**Box Size** : 75"L x 10"W x 5"H  
**Catalyst** : ECO II

**Outlet A** : 2 Bolt Welded Flange  
**Weight** : 13 lbs.  
**Package Type** : Boxed



-----51.13" O. A. L.-----

**CHEVROLET**

Metro	1998-01	L4	1.3L
-------	---------	----	------

## 50306

**Inlet A :** 2 Bolt Welded Flange  
**Box Size :** 75"L x 10"W x 5"H  
**Catalyst :** ECO GM

**Outlet A :** 4 Bolt Welded Flange  
**Weight :** 15 lbs.  
**Package Type :** Boxed



←-----47" O. A. L.----->

### CHEVROLET

Lumina	1997-01	V6	3.1L
Monte Carlo	1997-99	V6	3.1L

### OLDSMOBILE

Cutlass	1997	V6	3.1L
---------	------	----	------

## 50308

**Inlet A :** 3 Bolt Welded Flange  
**Box Size :** 36"L x 11"W x 7"H  
**Catalyst :** Standard

**Outlet A :** 2.5" ID Pipe  
**Weight :** 11 lbs.  
**Package Type :** Boxed



←-----23" O. A. L.----->

### CHEVROLET TRUCK

S10	1995	V6	4.3L
-----	------	----	------

### GMC TRUCK

Sonoma	1995	V6	4.3L
--------	------	----	------

## 50310

**Inlet A :** 3 Bolt Welded Flange  
**Box Size :** 36"L x 11"W x 7"H  
**Catalyst :** ECO II

**Outlet A :** 3 Bolt Welded Flange  
**Weight :** 12 lbs.  
**Package Type :** Boxed



←-----21.5" O. A. L.----->

### CHEVROLET TRUCK

S10	1996-99	V6	4.3L
-----	---------	----	------

### GMC TRUCK

Sonoma	1996-98	V6	4.3L
--------	---------	----	------

## 50310 (CONT'D)

### ISUZU TRUCK

Hombre	1998-99	V6	4.3L
--------	---------	----	------

## 50311

**Inlet A :** 3 Bolt Loose Flange  
**Box Size :** 32"L x 22"W x 10"H  
**Catalyst :** ECO III

**Outlet A :** 2 Bolt Welded Flange  
**Weight :** 13 lbs.  
**Package Type :** Boxed



←-----26" O. A. L.----->

### CHEVROLET

Camaro	1995-97	V8	5.7L
--------	---------	----	------

### PONTIAC

Firebird	1995-97	V8	5.7L
----------	---------	----	------

## 50312

**Inlet A :** 3 Bolt Welded Flange  
**Box Size :** 51"L x 15"W x 13"H  
**Catalyst :** ECO II

**Outlet A :** 2.5" ID Pipe  
**Weight :** 21 lbs.  
**Package Type :** Unboxed



←-----51" O. A. L.----->

### CHEVROLET

Camaro	1995-97	V8	5.7L
--------	---------	----	------

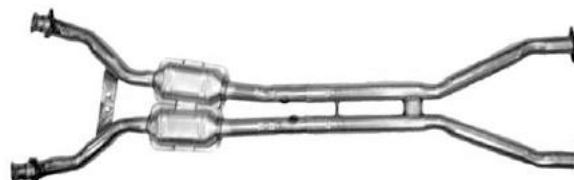
### PONTIAC

Firebird	1995-98	V8	5.7L
----------	---------	----	------

## 50313

**Inlet A :** 3 Bolt Loose Flange  
**Inlet B :** 3 Bolt Loose Flange  
**Box Size :** 44"L x 26"W x 12"H  
**Catalyst :** ECO II

**Outlet A :** 2 Bolt Welded Flange  
**Outlet B :** 2 Bolt Welded Flange  
**Weight :** 35 lbs.  
**Package Type :** Boxed



←-----80.5" O. A. L.----->

**50313 (CONT'D)**

**CHEVROLET**

Corvette	1997-99	V8	5.7L
----------	---------	----	------

**50314**

**Inlet A** : 3 Bolt Welded Flange  
**Inlet B** : 2 Bolt Loose Flange  
**Box Size** : 51"L x 31"W x 11"H  
**Package Type** : Unboxed

**Outlet A** : 2.75" OD Pipe  
**Weight** : 19 lbs.  
**Catalyst** : ECO III



-----51" O. A. L.-----

**CHEVROLET**

Camaro	1998-99	V8	5.7L
--------	---------	----	------

**PONTIAC**

Firebird	1998-99	V8	5.7L
----------	---------	----	------

**50315**

**Inlet A** : 3 Bolt Welded Flange  
**Box Size** : 30"L x 8"W x 6"H  
**Catalyst** : Standard

**Outlet A** : 2 Bolt Loose Flange  
**Weight** : 10 lbs.  
**Package Type** : Boxed



-----20.5" O. A. L.-----

**CHEVROLET**

Camaro	1998-99	V8	5.7L
--------	---------	----	------

**PONTIAC**

Firebird	1998-99	V8	5.7L
----------	---------	----	------

**50316**

**Inlet A** : 4 Bolt Welded Flange  
**Box Size** : 65"L x 7"W x 5"H  
**Catalyst** : ECO GM

**Outlet A** : 2.325" OD Pipe  
**Weight** : 17 lbs.  
**Package Type** : Unboxed



-----64.5" O. A. L.-----

**50316 (CONT'D)**

**BUICK**

LeSabre	2000-05	V6	3.8L
---------	---------	----	------

**PONTIAC**

Bonneville	2000-05	V6	3.8L
------------	---------	----	------

**50318**

**Inlet A** : 3 Bolt Loose Flange  
**Box Size** : 75"L x 10"W x 5"H  
**Catalyst** : ECO II

**Outlet A** : 3" OD Pipe  
**Weight** : 17 lbs.  
**Package Type** : Boxed



-----60" O. A. L.-----

**CHEVROLET VAN**

Express 1500	1996-99	V8	5.7L
--------------	---------	----	------

Express 2500	1996-99	V8	5.7L
--------------	---------	----	------

Express 3500	1996-99	V8	5.7L
--------------	---------	----	------

**GMC VAN**

Savana 1500	1996-99	V8	5.7L
-------------	---------	----	------

Savana 2500	1996-99	V8	5.7L
-------------	---------	----	------

Savana 3500	1996-99	V8	5.7L
-------------	---------	----	------

**50319**

**Inlet A** : 3 Bolt Loose Flange  
**Box Size** : 61"L x 29"W x 12"H  
**Catalyst** : ECO II

**Outlet A** : 3 Bolt Welded Flange  
**Weight** : 20 lbs.  
**Package Type** : Unboxed



-----66.5" O. A. L.-----

**CHEVROLET VAN**

Express 1500	1996-99	V8	5.7L
--------------	---------	----	------

Express 2500	1996-99	V8	5.7L
--------------	---------	----	------

Express 3500	1996-99	V8	5.7L
--------------	---------	----	------

**GMC VAN**

Savana 1500	1996-99	V8	5.7L
-------------	---------	----	------

Savana 2500	1996-99	V8	5.7L
-------------	---------	----	------

Savana 3500	1996-99	V8	5.7L
-------------	---------	----	------

**50321**

**Inlet A** : 2 Bolt Welded Flange  
**Box Size** : 42"L x 10"W x 7"H  
**Catalyst** : ECO GM

**Outlet A** : 2 Bolt Welded Flange  
**Weight** : 15 lbs.  
**Package Type** : Boxed



-----37" O. A. L.-----

**BUICK**

Regal	1997-04	V6	3.8L
-------	---------	----	------

**CHEVROLET**

Impala	2000-05	V6	3.8L
Monte Carlo	2000-05	V6	3.8L

**OLDSMOBILE**

Intrigue	1998-99	V6	3.8L
----------	---------	----	------

**PONTIAC**

Grand Prix	1997-03	V6	3.8L
------------	---------	----	------

**50322**

**Inlet A** : 2 Bolt Welded Flange  
**Box Size** : 42"L x 10"W x 7"H  
**Catalyst** : ECO GM

**Outlet A** : 2 Bolt Welded Flange  
**Weight** : 15 lbs.  
**Package Type** : Boxed



-----40" O. A. L.-----

**BUICK**

Century	1997-05	V6	3.1L
---------	---------	----	------

**CHEVROLET**

Impala	2000-05	V6	3.4L
Monte Carlo	2000-05	V6	3.4L

**PONTIAC**

Grand Prix	1997-03	V6	3.1L
------------	---------	----	------

**50324**

**Inlet A** : 4 Bolt Welded Flange  
**Box Size** : 14"L x 12"W x 7"H  
**Catalyst** : Standard

**Outlet A** : 2 Bolt Welded Flange  
**Weight** : 8 lbs.  
**Package Type** : Boxed



-----8" O. A. L.-----

**GEO**

Prizm	1993-97	L4	1.6L
Prizm	1993-97	L4	1.8L

**50325**

**Inlet A** : 3 Bolt Welded Flange  
**Box Size** : 42"L x 10"W x 7"H  
**Catalyst** : ECO GM

**Outlet A** : 3 Bolt Welded Flange  
**Weight** : 11 lbs.  
**Package Type** : Boxed



-----42" O. A. L.-----

**SATURN**

L100	2001-02	L4	2.2L
L200	2001-03	L4	2.2L
L300	2004	L4	2.2L
LS	2000	L4	2.2L
LS1	2000	L4	2.2L
LW1	2000	L4	2.2L
LW200	2001-03	L4	2.2L

**50329**

**Inlet A** : 2 Bolt Loose Flange  
**Box Size** : 42"L x 10"W x 7"H  
**Catalyst** : ECO GM

**Outlet A** : 2.5" OD Pipe  
**Weight** : 13 lbs.  
**Package Type** : Boxed



-----38" O. A. L.-----

**BUICK**

LeSabre	1996	V6	3.8L
---------	------	----	------

**50329 (CONT'D)**

**BUICK (CONT'D)**

Park Avenue	1995-96	V6	3.8L
-------------	---------	----	------

**OLDSMOBILE**

88	1995-96	V6	3.8L
98	1995-96	V6	3.8L
LSS	1996	V6	3.8L


**PONTIAC**

Bonneville	1995-96	V6	3.8L
------------	---------	----	------

**50330**

**Inlet A :** 2 Bolt Welded Flange  
**Box Size :** 64"L x 15"W x 6"H  
**Catalyst :** ECO II

**Outlet A :** 2 Bolt Welded Flange  
**Weight :** 14 lbs.  
**Package Type :** Unboxed



-----64" O. A. L.-----

**CHEVROLET VAN**

Venture	2001	V6	3.4L
---------	------	----	------

**OLDSMOBILE VAN**

Silhouette	2001	V6	3.4L
------------	------	----	------

**PONTIAC VAN**

Montana	2001	V6	3.4L
---------	------	----	------

**50331**

**Inlet A :** 3 Bolt Loose Flange  
**Inlet B :** 3 Bolt Loose Flange  
**Box Size :** 47"L x 26"W x 16"H  
**Package Type :** Unboxed

**Outlet A :** 2 Bolt Welded Flange  
**Weight :** 18 lbs.  
**Catalyst :** ECO III



-----47" O. A. L.-----

**CHEVROLET TRUCK**

S10	2000-03	V6	4.3L
-----	---------	----	------


**GMC TRUCK**

Sonoma	2000-03	V6	4.3L
--------	---------	----	------

**50333**

**Inlet A :** 2 Bolt Loose Flange  
**Box Size :** 75"L x 10"W x 5"H  
**Catalyst :** ECO GM

**Outlet A :** 4 Bolt Welded Flange  
**Weight :** 15 lbs.  
**Package Type :** Boxed



-----48" O. A. L.-----

**OLDSMOBILE**

Cutlass Ciera	1996	V6	3.1L
---------------	------	----	------

**50334**

**Inlet A :** 3 Bolt Welded Flange  
**Box Size :** 36"L x 11"W x 7"H  
**Catalyst :** ECO II

**Outlet A :** 3 Bolt Welded Flange  
**Weight :** 12 lbs.  
**Package Type :** Boxed



-----31.5" O. A. L.-----

**CHEVROLET TRUCK**

S10	1998-99	V6	4.3L
-----	---------	----	------

**GMC TRUCK**

Sonoma	1998-99	V6	4.3L
--------	---------	----	------

**50335**

**Inlet A :** 2 Bolt Welded Flange  
**Box Size :** 42"L x 10"W x 7"H  
**Catalyst :** ECO GM

**Outlet A :** 3 Bolt Welded Flange  
**Weight :** 14 lbs.  
**Package Type :** Boxed



-----40" O. A. L.-----

**CHEVROLET**

Malibu	1997-03	V6	3.1L
--------	---------	----	------

**OLDSMOBILE**

Alero	1999-04	V6	3.4L
Cutlass	1998-99	V6	3.1L

**PONTIAC**

Grand Am	1999-05	V6	3.4L
----------	---------	----	------

**50337**

**Inlet A** : 3 Bolt Loose Flange  
**Box Size** : 62"L x 31"W x 14"H  
**Catalyst** : Standard

**Outlet A** : 3 Bolt Welded Flange  
**Weight** : 25 lbs.  
**Package Type** : Unboxed



-----62" O. A. L.-----

**CHEVROLET VAN**

Express 2500	1996-99	V6	4.3L
--------------	---------	----	------

**GMC VAN**

Savana 1500	1996-99	V6	4.3L
Savana 2500	1996-99	V6	4.3L

**50339**

**Inlet A** : 2 Bolt Welded Flange  
**Box Size** : 45"L x 15"W x 11"H  
**Catalyst** : ECO GM

**Outlet A** : 4 Bolt Welded Flange  
**Weight** : 19 lbs.  
**Package Type** : Boxed



-----43.5" O. A. L.-----

**CHEVROLET**

Lumina	1998-99	V6	3.8L
Monte Carlo	1998-99	V6	3.8L

**50340**

**Inlet A** : 3 Bolt Loose Flange  
**Inlet B** : 3 Bolt Welded Flange  
**Box Size** : 44"L x 26"W x 12"H  
**Package Type** : Boxed

**Outlet A** : 2 Bolt Welded Flange  
**Weight** : 22 lbs.  
**Catalyst** : ECO III



-----56" O. A. L.-----

**CHEVROLET TRUCK**

Blazer	2000-05	V6	4.3L
--------	---------	----	------

**GMC TRUCK**

Jimmy	2000-04	V6	4.3L
-------	---------	----	------

**50341**

**Inlet A** : 2" ID Pipe  
**Box Size** : 30"L x 8"W x 6"H  
**Catalyst** : ECO II

**Outlet A** : 3 Bolt Loose Flange  
**Weight** : 9 lbs.  
**Package Type** : Boxed



-----20.5" O. A. L.-----


**SATURN**

SC1	1993-02	L4	1.9L
SC2	1993-02	L4	1.9L
SL	1993-02	L4	1.9L
SL1	1993-02	L4	1.9L
SL2	1993-02	L4	1.9L
SW1	1993-99	L4	1.9L
SW2	1993-99	L4	1.9L

**50343**

**Inlet A** : 3 Bolt Welded Flange  
**Box Size** : 36"L x 11"W x 7"H  
**Weight** : 23 lbs.  
**Package Type** : Boxed

**Outlet A** : 2.5" ID Pipe  
**Outlet B** : 2.5" ID Pipe  
**Catalyst** : Standard



-----35" O. A. L.-----

**CHEVROLET TRUCK**

C2500	1996-00	V8	5.7L
C2500	1996-00	V8	7.4L
C3500	1996-00	V8	5.7L
C3500	1996-00	V8	7.4L
K2500	1996-00	V8	5.7L
K2500	1996-00	V8	7.4L
K3500	1996-00	V8	5.7L

**GMC TRUCK**

C2500	1996-99	V8	5.7L
C2500	1996-99	V8	7.4L
C3500	1996-00	V8	5.7L
C3500	2000	V8	6.5L
C3500	1996	V8	7.4L
C3500	1998-00	V8	7.4L
K2500	1996-99	V8	5.7L
K2500	1996-00	V8	7.4L

**50343 (CONT'D)**

**GMC TRUCK (CONT'D)**

K3500	1996-99	V8	5.7L
K3500	1996-00	V8	7.4L

**50344**

**Inlet A** : 3 Bolt Welded Flange  
**Box Size** : 30"L x 8"W x 6"H  
**Catalyst** : ECO II

**Outlet A** : 3 Bolt Welded Flange  
**Weight** : 10 lbs.  
**Package Type** : Boxed



-----20.25" O. A. L.-----

**GMC TRUCK**

Sonoma	1996-99	V6	4.3L
--------	---------	----	------

**ISUZU TRUCK**

Hombre	1997-99	V6	4.3L
--------	---------	----	------

**50346**

**Inlet A** : 3 Bolt Welded Flange  
**Box Size** : 42"L x 10"W x 7"H  
**Catalyst** : ECO GM

**Outlet A** : 3 Bolt Welded Flange  
**Weight** : 13 lbs.  
**Package Type** : Boxed



-----38.5" O. A. L.-----

**CHEVROLET**

Cavalier	2002-05	L4	2.2L
Classic	2004-05	L4	2.2L

**OLDSMOBILE**

Alero	2002-04	L4	2.2L
-------	---------	----	------

**PONTIAC**

Grand Am	2002-05	L4	2.2L
Sunfire	2002-05	L4	2.2L

**50347**

**Inlet A** : 3 Bolt Loose Flange  
**Box Size** : 61"L x 26"W x 14"H  
**Catalyst** : ECO II

**Outlet A** : 3 Bolt Welded Flange  
**Weight** : 22 lbs.  
**Package Type** : Unboxed



-----61" O. A. L.-----

**CHEVROLET VAN**

Express 1500	1996-00	V8	5.7L
Express 2500	1996-00	V8	5.7L
Express 3500	1996-00	V8	5.7L
G30	1996	V8	5.7L

**GMC VAN**

G3500	1996	V8	5.7L
Savana 1500	1996-00	V8	5.7L
Savana 2500	1996-00	V8	5.7L
Savana 3500	1996-00	V8	5.7L

**50348**

**Inlet A** : 3 Bolt Loose Flange  
**Box Size** : 75"L x 10"W x 5"H  
**Catalyst** : Standard

**Outlet A** : 3" OD Pipe  
**Weight** : 21 lbs.  
**Package Type** : Boxed



-----62" O. A. L.-----

**CHEVROLET VAN**

Express 1500	1996-00	V8	5.7L
Express 2500	1996-00	V8	5.7L
Express 2500	1996	V8	6.5L
Express 3500	1996-00	V8	5.7L
G30	1996	V8	5.7L

**GMC VAN**

G3500	1996	V8	5.7L
Savana 1500	1996-00	V8	5.7L
Savana 2500	1996-00	V8	5.7L
Savana 3500	1996-00	V8	5.7L



**50349**

**Inlet A** : 4 Bolt Welded Flange  
**Box Size** : 30"L x 8"W x 6"H  
**Catalyst** : ECO GM

**Outlet A** : 2.5" OD Pipe  
**Weight** : 10 lbs.  
**Package Type** : Boxed



←-----25" O. A. L.----->

**BUICK**

Park Avenue	1997-99	V6	3.8L
Riviera	1997-99	V6	3.8L

**50350**

**Inlet A** : 3 Bolt Loose Flange  
**Inlet B** : 3 Bolt Welded Flange  
**Box Size** : 44"L x 26"W x 12"H  
**Package Type** : Boxed

**Outlet A** : 2 Bolt Welded Flange  
**Weight** : 23 lbs.  
**Catalyst** : ECO II



←-----61" O. A. L.----->

**CHEVROLET VAN**

Express 1500	2000-02	V6	4.3L
Express 1500	2000-02	V8	5.0L
Express 2500	2000-02	V6	4.3L
Express 2500	1996-02	V8	5.0L


**GMC VAN**

Savana 1500	2000-02	V6	4.3L
Savana 1500	2000-02	V8	5.0L
Savana 2500	2000-02	V6	4.3L
Savana 2500	1996-02	V8	5.0L

**50351**

**Inlet A** : 2 Bolt Welded Flange  
**Box Size** : 45"L x 15"W x 11"H  
**Catalyst** : Standard

**Outlet A** : 2 Bolt Loose Flange  
**Weight** : 18 lbs.  
**Package Type** : Boxed



←-----45.5" O. A. L.----->

**50351 (CONT'D)**

**CADILLAC**

Catera	1997-98	V6	3.0L
--------	---------	----	------

**50352**

**Inlet A** : 2 Bolt Welded Flange  
**Box Size** : 45"L x 15"W x 11"H  
**Catalyst** : ECO II

**Outlet A** : 2 Bolt Loose Flange  
**Weight** : 17 lbs.  
**Package Type** : Boxed



←-----45" O. A. L.----->

**CADILLAC**

Catera	1997-98	V6	3.0L
--------	---------	----	------

**50353**

**Inlet A** : 2 Bolt Welded Flange  
**Box Size** : 45"L x 15"W x 11"H  
**Catalyst** : ECO GM

**Outlet A** : 2 Bolt Welded Flange  
**Weight** : 17 lbs.  
**Package Type** : Boxed



←-----57" O. A. L.----->

**BUICK TRUCK**

Rendezvous	2002-05	V6	3.4L
------------	---------	----	------

**PONTIAC TRUCK**

Aztek	2001-05	V6	3.4L
-------	---------	----	------

**50354**

**Inlet A** : 3 Bolt Welded Flange  
**Box Size** : 19"L x 9"W x 5"H  
**Catalyst** : ECO II

**Outlet A** : 2 Bolt Welded Flange  
**Weight** : 8 lbs.  
**Package Type** : Boxed



←-----16" O. A. L.----->

**CHEVROLET TRUCK**

Tracker	1999-02	L4	1.6L
Tracker	1999-03	L4	2.0L

**50354 (CONT'D)**

**SUZUKI TRUCK**

Vitara	1999-01	L4	1.6L
Vitara	1999-03	L4	2.0L

**50355**

**Inlet A :** 3 Bolt Welded Flange  
**Box Size :** 19"L x 9"W x 5"H  
**Catalyst :** ECO II

**Outlet A :** 2 Bolt Loose Flange  
**Weight :** 7 lbs.  
**Package Type :** Boxed



-----18" O. A. L.-----

**CHEVROLET**

Camaro	2000-02	V8	5.7L
--------	---------	----	------

**PONTIAC**

Firebird	2000-02	V8	5.7L
----------	---------	----	------

**50356**

**Inlet A :** 3 Bolt Welded Flange  
**Box Size :** 36"L x 11"W x 7"H  
**Catalyst :** ECO III

**Outlet A :** 2 Bolt Loose Flange  
**Weight :** 9 lbs.  
**Package Type :** Boxed



-----25.5" O. A. L.-----

**CHEVROLET**

Camaro	2000-02	V8	5.7L
--------	---------	----	------

**PONTIAC**

Firebird	2000-02	V8	5.7L
----------	---------	----	------

**50357**

**Inlet A :** 2 Bolt Welded Flange  
**Box Size :** 59"L x 16"W x 11"H  
**Catalyst :** ECO GM

**Outlet A :** 2 Bolt Welded Flange  
**Weight :** 16 lbs.  
**Package Type :** Unboxed



-----60.5" O. A. L.-----

**50357 (CONT'D)**

**BUICK TRUCK**

Rendezvous	2002-05	V6	3.4L
------------	---------	----	------

**CHEVROLET VAN**

Venture	2002-05	V6	3.4L
---------	---------	----	------

**OLDSMOBILE VAN**

Silhouette	2002-03	V6	3.4L
------------	---------	----	------

**PONTIAC TRUCK**

Aztek	2001-05	V6	3.4L
-------	---------	----	------

**PONTIAC VAN**

Montana	2002-04	V6	3.4L
---------	---------	----	------

**50358**

**Inlet A :** 2 Bolt Welded Flange  
**Box Size :** 42"L x 10"W x 7"H  
**Catalyst :** ECO GM

**Outlet A :** 2 Bolt Welded Flange  
**Weight :** 13 lbs.  
**Package Type :** Boxed



-----38" O. A. L.-----

**BUICK**

Allure	2005-07	V6	3.8L
LaCrosse	2005-09	V6	3.8L

**PONTIAC**

Grand Prix	2004-08	V6	3.8L
------------	---------	----	------

**50359**

**Inlet A :** 2 Bolt Welded Flange  
**Box Size :** 75"L x 10"W x 5"H  
**Catalyst :** ECO II

**Outlet A :** 2 Bolt Welded Flange  
**Weight :** 12 lbs.  
**Package Type :** Boxed



-----45.5" O. A. L.-----

**CHEVROLET**

Metro	1998-01	L4	1.3L
-------	---------	----	------

**PONTIAC**

Firefly	1998-00	L4	1.3L
---------	---------	----	------

**SUZUKI**

Swift	1998-01	L4	1.3L
-------	---------	----	------

## 50361

**Inlet A** : 3 Bolt Loose Flange  
**Inlet B** : 3 Bolt Loose Flange  
**Box Size** : 44"L x 26"W x 12"H  
**Package Type** : Boxed

**Outlet A** : 3 Bolt Welded Flange  
**Weight** : 18 lbs.  
**Catalyst** : ECO II



-----27" O. A. L.-----

### CHEVROLET TRUCK

Blazer	1998-99	V6	4.3L
S10	1998-99	V6	4.3L

### GMC TRUCK

Jimmy	1998-99	V6	4.3L
Sonoma	1998-99	V6	4.3L

### ISUZU TRUCK

Hombre	1998-99	V6	4.3L
--------	---------	----	------


### OLDSMOBILE TRUCK

Bravada	1998-99	V6	4.3L
---------	---------	----	------

## 50362

**Inlet A** : 2 Bolt Welded Flange  
**Box Size** : 75"L x 10"W x 5"H  
**Catalyst** : ECO GM

**Outlet A** : 3 Bolt Welded Flange  
**Weight** : 18 lbs.  
**Package Type** : Boxed



-----47" O. A. L.-----

### CHEVROLET TRUCK

Equinox	2005-09	V6	3.4L
---------	---------	----	------

### PONTIAC TRUCK

Torrent	2006-09	V6	3.4L
---------	---------	----	------

## 50363

**Inlet A** : 3 Bolt Loose Flange  
**Inlet B** : 3 Bolt Loose Flange  
**Box Size** : 55"L x 23"W x 14"H  
**Package Type** : Unboxed

**Outlet A** : 2 Bolt Welded Flange  
**Weight** : 19 lbs.  
**Catalyst** : Standard



-----53" O. A. L.-----

### CHEVROLET TRUCK

Blazer	2000-05	V6	4.3L
--------	---------	----	------

### GMC TRUCK

Jimmy	2000-05	V6	4.3L
-------	---------	----	------

## 50364

**Inlet A** : 3 Bolt Welded Flange  
**Box Size** : 45"L x 15"W x 11"H  
**Catalyst** : ECO II

**Outlet A** : 3 Bolt Welded Flange  
**Weight** : 17 lbs.  
**Package Type** : Boxed



-----42" O. A. L.-----

### SATURN

L100	2001-02	L4	2.2L
L200	2001-03	L4	2.2L
LW200	2001-03	L4	2.2L

## 50365

**Inlet A** : 3 Bolt Loose Flange  
**Box Size** : 75"L x 10"W x 5"H  
**Catalyst** : ECO II

**Outlet A** : 2 Bolt Welded Flange  
**Weight** : 18 lbs.  
**Package Type** : Boxed



-----50" O. A. L.-----

### BUICK TRUCK

Rainier	2004-05	L6	4.2L
---------	---------	----	------

### CHEVROLET TRUCK

Trailblazer	2002-05	L6	4.2L
-------------	---------	----	------

**50365 (CONT'D)**

<b>GMC TRUCK</b>			
Envoy	2002-05	L6	4.2L
<b>ISUZU TRUCK</b>			
Ascender	2004-05	L6	4.2L
<b>OLDSMOBILE TRUCK</b>			
Bravada	2002-04	L6	4.2L
<b>SAAB TRUCK</b>			
9-7x	2005	L6	4.2L

**50366**

**Inlet A :** 3 Bolt Loose Flange  
**Inlet B :** 3 Bolt Welded Flange  
**Box Size :** 45"L x 15"W x 11"H  
**Package Type :** Boxed

**Outlet A :** 2 Bolt Welded Flange  
**Weight :** 32 lbs.  
**Catalyst :** ECO II



-----46" O. A. L.-----

<b>CADILLAC TRUCK</b>			
Escalade	2002-05	V8	5.3L
<b>CHEVROLET TRUCK</b>			
Avalanche 1500	2002-05	V8	5.3L
Silverado 1500	1999-05	V6	4.3L
Silverado 1500	1999-05	V8	4.8L
Silverado 1500	1999-05	V8	5.3L
Silverado 2500	1999-00	V8	5.3L
Suburban 1500	2000-06	V8	5.3L
Tahoe	2000-06	V8	4.8L
Tahoe	2000-06	V8	5.3L
<b>GMC TRUCK</b>			
Sierra 1500	1999-05	V6	4.3L
Sierra 1500	1999-05	V8	4.8L
Sierra 1500	1999-05	V8	5.3L
Sierra 2500	1999-00	V8	5.3L
Yukon	2000-06	V8	4.8L
Yukon	2000-06	V8	5.3L
Yukon XL 1500	2000-06	V8	5.3L

**50367**

**Inlet A :** 3 Bolt Welded Flange  
**Box Size :** 36"L x 11"W x 7"H  
**Weight :** 20 lbs.  
**Package Type :** Boxed

**Outlet A :** 2.5" OD Pipe  
**Outlet B :** 2.75" OD Pipe  
**Catalyst :** Standard



-----33" O. A. L.-----

<b>CHEVROLET TRUCK</b>			
C2500	1996-00	V8	5.7L
C2500	1996-00	V8	7.4L
C2500 Suburban	1996-99	V8	5.7L
C2500 Suburban	1996-99	V8	7.4L
C3500	1996-00	V8	5.7L
C3500	1996-00	V8	7.4L
K2500	1996-00	V8	5.7L
K2500	1996-00	V8	7.4L
K2500 Suburban	1996-99	V8	7.4L
K3500	1996-00	V8	7.4L
<b>GMC TRUCK</b>			
C2500	1996-99	V8	5.7L
C2500	1996-99	V8	7.4L
C2500 Suburban	1996-99	V8	5.7L
C2500 Suburban	1996-99	V8	7.4L
C3500	1996-00	V8	5.7L
K3500	1996-99	V8	5.7L
K3500	1996-00	V8	7.4L

**50368**

**Inlet A :** 3 Bolt Welded Flange  
**Box Size :** 44"L x 26"W x 12"H  
**Weight :** 20 lbs.  
**Package Type :** Boxed

**Outlet A :** 2.5" OD Pipe  
**Outlet B :** 2.75" OD Pipe  
**Catalyst :** Standard



-----42" O. A. L.-----

<b>CHEVROLET TRUCK</b>			
C2500	1996-00	V8	5.7L
C2500	1996-00	V8	7.4L
C3500	1999-00	V8	5.7L
C3500	1999-00	V8	7.4L
K2500	1996-00	V8	5.7L

**50368 (CONT'D)**

**CHEVROLET TRUCK (CONT'D)**

K2500	1996-00	V8	7.4L
K3500	1999-00	V8	5.7L
K3500	1999-00	V8	7.4L

**GMC TRUCK**

C2500	1996-99	V8	5.7L
C2500	1996-99	V8	7.4L
C3500	1999	V8	5.7L
C3500	1999-00	V8	7.4L
K3500	1999	V8	5.7L
K3500	1999-00	V8	7.4L

**50369**

**Inlet A :** 3 Bolt Loose Flange  
**Inlet B :** 3 Bolt Loose Flange  
**Box Size :** 45"L x 27"W x 13"H  
**Package Type :** Unboxed

**Outlet A :** 2 Bolt Welded Flange  
**Weight :** 30 lbs.  
**Catalyst :** ECO II



<-----70" O. A. L.----->

**CHEVROLET VAN**

Express 1500	2000	V8	5.7L
Express 2500	2000-02	V8	5.7L
Express 3500	2000-02	V8	5.7L

**GMC VAN**

Savana 1500	2000	V8	5.7L
Savana 2500	2000-02	V8	5.7L
Savana 3500	2000-02	V8	5.7L

**50370**

**Inlet A :** 3 Bolt Welded Flange  
**Box Size :** 44"L x 26"W x 12"H  
**Catalyst :** ECO II

**Outlet A :** 2.5" OD Pipe  
**Weight :** 21 lbs.  
**Package Type :** Boxed



<-----46.5" O. A. L.----->

**CADILLAC TRUCK**

Escalade	2002-06	V8	6.0L
----------	---------	----	------

**GMC TRUCK**

Sierra 1500	2006	V8	6.0L
Sierra 1500 Classic	2007	V8	6.0L

**50370 (CONT'D)**


**GMC TRUCK (CONT'D)**

Yukon	2001-06	V8	6.0L
Yukon XL 2500	2002-06	V8	6.0L

**50371**

**Inlet A :** 3 Bolt Welded Flange  
**Box Size :** 43"L x 21"W x 11"H  
**Catalyst :** ECO II

**Outlet A :** 2 Bolt Welded Flange  
**Weight :** 15 lbs.  
**Package Type :** Boxed



<-----40" O. A. L.----->

**CADILLAC TRUCK**

Escalade	2002-06	V8	6.0L
----------	---------	----	------

**GMC TRUCK**

Sierra 1500	2006	V8	6.0L
Sierra 1500 Classic	2007	V8	6.0L
Yukon	2001-06	V8	6.0L
Yukon XL 2500	2001-06	V8	6.0L

**50372**

**Inlet A :** 3 Bolt Welded Flange  
**Inlet B :** 3 Bolt Loose Flange  
**Box Size :** 44"L x 26"W x 12"H  
**Package Type :** Boxed

**Outlet A :** 2 Bolt Welded Flange  
**Weight :** 30 lbs.  
**Catalyst :** ECO GM



<-----36.5" O. A. L.----->

**CHEVROLET TRUCK**

Avalanche 1500	2006	V8	5.3L
Silverado 1500	2006	V6	4.3L
Silverado 1500	2006	V8	4.8L
Silverado 1500	2006	V8	5.3L
Silverado 1500 Classic	2007	V6	4.3L
Silverado 1500 Classic	2007	V8	4.8L
Silverado 1500 Classic	2007	V8	5.3L

**GMC TRUCK**

Sierra 1500	2006	V6	4.3L
Sierra 1500	2006	V8	4.8L
Sierra 1500	2006	V8	5.3L
Sierra 1500 Classic	2007	V6	4.3L
Sierra 1500 Classic	2007	V8	4.8L

**50372 (CONT'D)**

**GMC TRUCK (CONT'D)**

Sierra 1500 Classic	2007	V8	5.3L
---------------------	------	----	------

**50373**

**Inlet A :** 2 Bolt Loose Flange  
**Inlet B :** 2 Bolt Loose Flange  
**Box Size :** 51"L x 26"W x 10"H  
**Package Type :** Unboxed

**Outlet A :** 2.25" OD Pipe  
**Weight :** 19 lbs.  
**Catalyst :** ECO GM



<-----51" O. A. L.----->

**CHEVROLET**

Camaro	1995-02	V6	3.8L
--------	---------	----	------

**PONTIAC**

Firebird	1995-02	V6	3.8L
----------	---------	----	------

**50374**

**Inlet A :** 3 Bolt Welded Flange  
**Box Size :** 42"L x 10"W x 7"H  
**Catalyst :** ECO GM

**Outlet A :** 2 Bolt Welded Flange  
**Weight :** 12 lbs.  
**Package Type :** Boxed



<-----37.5" O. A. L.----->

**CHEVROLET**

Cobalt	2005-07	L4	2.2L
HHR	2006-07	L4	2.2L
HHR	2006-07	L4	2.4L

**PONTIAC**

G5	2007	L4	2.2L
G5	2007	L4	2.4L

**SATURN**

Ion	2005-07	L4	2.2L
Ion	2006-07	L4	2.4L

**50375**

**Inlet A :** 2 Bolt Welded Flange  
**Box Size :** 80"L x 26"W x 5"H  
**Catalyst :** ECO GM

**Outlet A :** 4 Bolt Welded Flange  
**Weight :** 16 lbs.  
**Package Type :** Boxed



<-----43.5" O. A. L.----->

**CHEVROLET**

Monte Carlo	1997	V6	3.4L
-------------	------	----	------

**50376**

**Inlet A :** 3 Bolt Loose Flange  
**Inlet B :** 3 Bolt Loose Flange  
**Box Size :** 55"L x 28"W x 15"H  
**Package Type :** Unboxed

**Outlet A :** 2 Bolt Welded Flange  
**Weight :** 21 lbs.  
**Catalyst :** ECO GM



<-----59" O. A. L.----->

**CHEVROLET TRUCK**

Blazer	2000-05	V6	4.3L
S10	2001-04	V6	4.3L

**GMC TRUCK**

Jimmy	2000-04	V6	4.3L
Sonoma	2001-04	V6	4.3L

**OLDSMOBILE TRUCK**

Bravada	2000-01	V6	4.3L
---------	---------	----	------

**50377**

**Inlet A :** 2 Bolt Loose Flange  
**Box Size :** 36"L x 11"W x 7"H  
**Catalyst :** Standard

**Outlet A :** 2.5" OD Pipe  
**Weight :** 11 lbs.  
**Package Type :** Boxed



<-----33.75" O. A. L.----->

**OLDSMOBILE**

Aurora	1995	V8	4.0L
--------	------	----	------

**50378**

**Inlet A** : 2 Bolt Welded Flange  
**Inlet B** : 3 Bolt Welded Flange  
**Box Size** : 75"L x 10"W x 5"H  
**Package Type** : Boxed

**Outlet A** : 3 Bolt Welded Flange  
**Weight** : 17 lbs.  
**Catalyst** : ECO II



-----48" O. A. L.-----

**SATURN TRUCK**

Vue	2002-03	V6	3.0L
-----	---------	----	------

**50379**

**Inlet A** : 3 Bolt Welded Flange  
**Inlet B** : 3 Bolt Loose Flange  
**Box Size** : 64"L x 32"W x 15"H  
**Package Type** : Unboxed

**Outlet A** : 2 Bolt Welded Flange  
**Weight** : 31 lbs.  
**Catalyst** : ECO GM



-----64" O. A. L.-----

**CHEVROLET VAN**

Express 1500	2003-08	V6	4.3L
Express 1500	2003-08	V8	5.3L
Express 2500	2004-05	V6	4.3L
Express 2500	2003-05	V8	5.3L

**GMC VAN**

Savana 1500	2003-08	V6	4.3L
Savana 1500	2003-08	V8	5.3L
Savana 2500	2003-05	V6	4.3L
Savana 2500	2003-05	V8	5.3L

**50380**

**Inlet A** : 3 Bolt Welded Flange  
**Box Size** : 43"L x 21"W x 11"H  
**Catalyst** : Standard

**Outlet A** : 2 Bolt Welded Flange  
**Weight** : 13 lbs.  
**Package Type** : Boxed



-----48.75" O. A. L.-----

**50380 (CONT'D)**

**CHEVROLET TRUCK**

Colorado	2004-06	L4	2.8L
Colorado	2007-12	L4	2.9L
Colorado	2004-06	L5	3.5L
Colorado	2007-12	L5	3.7L

**GMC TRUCK**

Canyon	2004-06	L4	2.8L
Canyon	2007-12	L4	2.9L
Canyon	2004-06	L5	3.5L
Canyon	2007-12	L5	3.7L

**ISUZU TRUCK**

i-280	2006	L4	2.8L
i-290	2007-08	L4	2.9L
i-370	2007-08	L5	3.7L

**50381**

**Inlet A** : 3 Bolt Loose Flange  
**Inlet B** : 3 Bolt Welded Flange  
**Box Size** : 44"L x 26"W x 12"H  
**Package Type** : Boxed

**Outlet A** : 2 Bolt Welded Flange  
**Weight** : 27 lbs.  
**Catalyst** : Standard



-----41" O. A. L.-----

**CHEVROLET TRUCK**

SSR	2003-04	V8	5.3L
-----	---------	----	------

**50382**

**Inlet A** : 3 Bolt Welded Flange  
**Box Size** : 32"L x 21"W x 17"H  
**Catalyst** : ECO II

**Outlet A** : 2.5" OD Pipe  
**Weight** : 18 lbs.  
**Package Type** : Boxed



-----50" O. A. L.-----

**HUMMER TRUCK**

H2	2003-06	V8	6.0L
----	---------	----	------

**50383**

**Inlet A** : 3 Bolt Welded Flange  
**Box Size** : 45"L x 15"W x 11"H  
**Catalyst** : ECO GM

**Outlet A** : 2 Bolt Welded Flange  
**Weight** : 15 lbs.  
**Package Type** : Boxed



-----40" O. A. L.-----

**HUMMER TRUCK**

H2	2003-06	V8	6.0L
----	---------	----	------

**50384**

**Inlet A** : 3 Bolt Welded Flange  
**Box Size** : 45"L x 15"W x 11"H  
**Catalyst** : ECO II

**Outlet A** : 3 Bolt Welded Flange  
**Weight** : 16 lbs.  
**Package Type** : Boxed



-----44" O. A. L.-----

**SATURN**

SC2	1996-02	L4	1.9L
SL2	1996-02	L4	1.9L
SW2	1996-01	L4	1.9L

**50387**

**Inlet A** : 3 Bolt Welded Flange  
**Box Size** : 32"L x 22"W x 10"H  
**Catalyst** : ECO GM

**Outlet A** : 3 Bolt Welded Flange  
**Weight** : 17 lbs.  
**Package Type** : Boxed



-----34" O. A. L.-----

**SATURN**

L300	2001-05	V6	3.0L
LS2	2000	V6	3.0L
LW2	2000	V6	3.0L
LW300	2001-03	V6	3.0L

**50388**

**Inlet A** : 3 Bolt Welded Flange  
**Box Size** : 45"L x 15"W x 11"H  
**Catalyst** : ECO II

**Outlet A** : 3 Bolt Welded Flange  
**Weight** : 17 lbs.  
**Package Type** : Boxed



-----42.25" O. A. L.-----

**SATURN**

L300	2001-05	V6	3.0L
LS2	2000	V6	3.0L
LW2	2000	V6	3.0L
LW300	2001-03	V6	3.0L

**50391**

**Inlet A** : 4 Bolt Welded Flange  
**Box Size** : 19"L x 9"W x 5"H  
**Catalyst** : ECO GM

**Outlet A** : 2.38" OD Pipe  
**Weight** : 9 lbs.  
**Package Type** : Boxed



-----18" O. A. L.-----

**BUICK**

LeSabre	2001-05	V6	3.8L
---------	---------	----	------

**50392**

**Inlet A** : 3 Bolt Welded Flange  
**Box Size** : 36"L x 11"W x 7"H  
**Catalyst** : ECO II

**Outlet A** : 2 Bolt Welded Flange  
**Weight** : 10 lbs.  
**Package Type** : Boxed



-----27" O. A. L.-----

**CHEVROLET**

Malibu	2004	V6	3.5L
--------	------	----	------



**50393**

**Inlet A** : 3 Bolt Welded Flange  
**Box Size** : 32"L x 21"W x 17"H  
**Catalyst** : ECO II

**Outlet A** : 2 Bolt Welded Flange  
**Weight** : 8 lbs.  
**Package Type** : Boxed



-----15.25" O. A. L.-----

**CHEVROLET**

Malibu	2004	V6	3.5L
--------	------	----	------

**50395**

**Inlet A** : 3 Bolt Loose Flange  
**Inlet B** : 2 Bolt Loose Flange  
**Box Size** : 51"L x 26"W x 15"H  
**Package Type** : Unboxed

**Outlet A** : 2 Bolt Welded Flange  
**Weight** : 19 lbs.  
**Catalyst** : ECO GM



-----51" O. A. L.-----

**CHEVROLET TRUCK**

S10	2001-03	V6	4.3L
-----	---------	----	------

**GMC TRUCK**

Sonoma	2001-03	V6	4.3L
--------	---------	----	------

**50396**

**Inlet A** : 3 Bolt Loose Flange  
**Inlet B** : 3 Bolt Loose Flange  
**Box Size** : 44"L x 26"W x 12"H  
**Catalyst** : ECO GM

**Outlet A** : 2 Bolt Welded Flange  
**Outlet B** : 2 Bolt Welded Flange  
**Weight** : 40 lbs.  
**Package Type** : Boxed



-----81.5" O. A. L.-----

**CHEVROLET**

Corvette	2000-04	V8	5.7L
----------	---------	----	------

**50399**

**Inlet A** : 3 Bolt Welded Flange  
**Box Size** : 32"L x 22"W x 10"H  
**Catalyst** : Standard

**Outlet A** : 3" OD Pipe  
**Weight** : 20 lbs.  
**Package Type** : Boxed



-----63" O. A. L.-----

**CHEVROLET VAN**

Express 2500	2003-07	V8	4.8L
Express 2500	2003-07	V8	6.0L
Express 3500	2005-07	V8	4.8L
Express 3500	2003-07	V8	6.0L

**GMC VAN**

Savana 2500	2003-07	V8	4.8L
Savana 2500	2003-07	V8	6.0L
Savana 3500	2004-07	V8	4.8L
Savana 3500	2003-07	V8	6.0L

**50400**

**Inlet A** : 3 Bolt Welded Flange  
**Box Size** : 64"L x 11"W x 12"H  
**Catalyst** : Standard

**Outlet A** : 3 Bolt Welded Flange  
**Weight** : 18 lbs.  
**Package Type** : Unboxed



-----63" O. A. L.-----

**CHEVROLET VAN**

Express 2500	2003-13	V8	4.8L
Express 2500	2003-13	V8	6.0L
Express 3500	2005-13	V8	4.8L
Express 3500	2003-13	V8	6.0L

**GMC VAN**

Savana 2500	2003-13	V8	4.8L
Savana 2500	2003-13	V8	6.0L
Savana 3500	2004-13	V8	4.8L
Savana 3500	2003-13	V8	6.0L

**50401**

**Inlet A** : 2 Bolt Loose Flange  
**Box Size** : 54"L x 10"W x 14"H  
**Catalyst** : Standard

**Outlet A** : 3 Bolt Welded Flange  
**Weight** : 23 lbs.  
**Package Type** : Unboxed



<-----64.25" O. A. L.----->

**CHEVROLET VAN**

Express 2500	1996-02	V8	6.5L
Express 3500	1996-02	V8	6.5L

**GMC VAN**

Savana 2500	1996-02	V8	6.5L
Savana 3500	1996-02	V8	6.5L

**50403**

**Inlet A** : 9 Bolt Welded Flange  
**Box Size** : 18"L x 14"W x 10"H  
**Catalyst** : ECO II

**Outlet A** : 3 Bolt Welded Flange  
**Weight** : 13 lbs.  
**Package Type** : Boxed



<-----20" O. A. L.----->

**CHEVROLET TRUCK**

Tracker	2001-04	V6	2.5L
---------	---------	----	------

**SUZUKI TRUCK**

Grand Vitara	1999-05	V6	2.5L
Vitara	2004	V6	2.5L
XL-7	2002-03	V6	2.7L

**50404**

**Inlet A** : 9 Bolt Welded Flange  
**Box Size** : 18"L x 14"W x 10"H  
**Catalyst** : ECO II

**Outlet A** : 3 Bolt Welded Flange  
**Weight** : 13 lbs.  
**Package Type** : Boxed



<-----20" O. A. L.----->

**50404 (CONT'D)**

**CHEVROLET TRUCK**

Tracker	2001-04	V6	2.5L
---------	---------	----	------


**SUZUKI TRUCK**

Grand Vitara	1999-05	V6	2.5L
Vitara	2004	V6	2.5L
XL-7	2002-03	V6	2.7L

**50405**

**Inlet A** : 4 Bolt Welded Flange  
**Box Size** : 45"L x 14"W x 11"H  
**Weight** : 26 lbs.  
**Package Type** : Unboxed

**Outlet A** : 2.5" OD Pipe  
**Outlet B** : 2.5" OD Pipe  
**Catalyst** : ECO GM



<-----44.75" O. A. L.----->

**CHEVROLET VAN**

P30	1997-99	V8	5.7L
-----	---------	----	------

**50406**

**Inlet A** : 9 Bolt Welded Flange  
**Box Size** : 10"L x 18"W x 14"H  
**Weight** : 12 lbs.  
**Package Type** : Boxed

**Outlet A** : 2 Bolt Welded Flange  
w/ Stub  
**Catalyst** : Standard



<-----17.5" O. A. L.----->

**CHEVROLET**

Metro	1998-01	L4	1.3L
-------	---------	----	------

**PONTIAC**

Firefly	1998-00	L4	1.3L
---------	---------	----	------

**SUZUKI**

Swift	1998-01	L4	1.3L
-------	---------	----	------

**50407**

**Inlet A** : 3 Bolt Loose Flange  
**Box Size** : 75"L x 10"W x 5"H  
**Catalyst** : ECO II

**Outlet A** : 2 Bolt Welded Flange  
**Weight** : 17 lbs.  
**Package Type** : Boxed



-----57" O. A. L.-----

**CHEVROLET TRUCK**

Trailblazer EXT	2002-05	L6	4.2L
-----------------	---------	----	------

**GMC TRUCK**

Envoy XUV	2004-05	L6	4.2L
-----------	---------	----	------

**ISUZU TRUCK**

Ascender	2004-05	L6	4.2L
----------	---------	----	------

**50409**

**Inlet A** : 2 Bolt Welded Flange  
**Box Size** : 36"L x 11"W x 7"H  
**Catalyst** : Standard

**Outlet A** : 2 Bolt Welded Flange  
**Weight** : 11 lbs.  
**Package Type** : Boxed



-----35" O. A. L.-----

**CHEVROLET TRUCK**

Tracker	2001-04	V6	2.5L
---------	---------	----	------

**SUZUKI TRUCK**

Grand Vitara	1999-05	V6	2.5L
Vitara	2004	V6	2.5L

**50410**

**Inlet A** : 4 Bolt Welded Flange  
**Box Size** : 24"L x 8"W x 5"H  
**Catalyst** : ECO GM

**Outlet A** : 2.875" OD Pipe  
**Weight** : 11 lbs.  
**Package Type** : Boxed



-----19" O. A. L.-----

**BUICK**

Lucerne	2006-11	V8	4.6L
---------	---------	----	------

**50410 (CONT'D)**

**CADILLAC**

DeVille	2000-05	V8	4.6L
DTS	2006-11	V8	4.6L
Seville	2000-04	V8	4.6L

**50411**

**Inlet A** : 3 Bolt Welded Flange  
**Box Size** : 45"L x 15"W x 11"H  
**Catalyst** : ECO II

**Outlet A** : 3 Bolt Welded Flange  
**Weight** : 14 lbs.  
**Package Type** : Boxed



-----42" O. A. L.-----

**SATURN**

SC1	1996-99	L4	1.9L
SL	1996-99	L4	1.9L
SL1	1996-99	L4	1.9L
SW1	1996-99	L4	1.9L

**50412**

**Inlet A** : 3 Bolt Welded Flange  
**Box Size** : 36"L x 11"W x 7"H  
**Catalyst** : ECO GM

**Outlet A** : 3 Bolt Welded Flange  
**Weight** : 12 lbs.  
**Package Type** : Boxed



-----36.25" O. A. L.-----

**SATURN**

Ion	2003-04	L4	2.2L
-----	---------	----	------

**50413**

**Inlet A** : 3 Bolt Welded Flange  
**Box Size** : 43"L x 21"W x 11"H  
**Catalyst** : ECO GM

**Outlet A** : 3 Bolt Welded Flange  
**Weight** : 13 lbs.  
**Package Type** : Boxed



-----46" O. A. L.-----

**50413 (CONT'D)**

**SATURN TRUCK**

Vue	2002-07	L4	2.2L
-----	---------	----	------

**50414**

**Inlet A :** 3 Bolt Welded Flange  
**Inlet B :** 3 Bolt Loose Flange  
**Box Size :** 55"L x 29"W x 15"H  
**Package Type :** Unboxed

**Outlet A :** 2 Bolt Welded Flange  
**Weight :** 28 lbs.  
**Catalyst :** ECO GM



-----55" O. A. L.-----

**BUICK TRUCK**

Rainier	2004	V8	5.3L
---------	------	----	------

**CHEVROLET TRUCK**

Trailblazer EXT	2003-04	V8	5.3L
-----------------	---------	----	------

**GMC TRUCK**

Envoy XL	2003-04	V8	5.3L
Envoy XUV	2004	V8	5.3L

**50415**

**Inlet A :** 3 Bolt Welded Flange  
**Box Size :** 36"L x 11"W x 7"H  
**Catalyst :** ECO II

**Outlet A :** 2 Bolt Welded Flange  
**Weight :** 10 lbs.  
**Package Type :** Boxed



-----35" O. A. L.-----

**SATURN TRUCK**

Vue	2002-03	V6	3.0L
-----	---------	----	------

**50416**

**Inlet A :** 3 Bolt Loose Flange  
**Box Size :** 43"L x 21"W x 11"H  
**Catalyst :** Standard

**Outlet A :** 2.975" OD Pipe  
**Weight :** 24 lbs.  
**Package Type :** Boxed



-----62" O. A. L.-----

**50416 (CONT'D)**

**CHEVROLET VAN**

Express 1500	2001-02	V8	5.7L
Express 2500	2001-02	V8	5.7L
Express 3500	2001-02	V8	5.7L

**GMC VAN**

Savana 1500	2001-02	V8	5.7L
Savana 2500	2001-02	V8	5.7L
Savana 3500	2001-02	V8	5.7L

**50417**

**Inlet A :** 3 Bolt Loose Flange  
**Box Size :** 42"L x 10"W x 7"H  
**Catalyst :** Standard

**Outlet A :** 3 Bolt Welded Flange  
**Weight :** 21 lbs.  
**Package Type :** Boxed



-----63.5" O. A. L.-----

**CHEVROLET VAN**

Express 1500	2001-02	V8	5.7L
Express 2500	2001-02	V8	5.7L
Express 3500	2001-02	V8	5.7L

**GMC VAN**

Savana 1500	2001-02	V8	5.7L
Savana 2500	2001-02	V8	5.7L
Savana 3500	2001-02	V8	5.7L

**50418**

**Inlet A :** 3 Bolt Welded Flange  
**Inlet B :** 3 Bolt Loose Flange  
**Box Size :** 44"L x 26"W x 12"H  
**Package Type :** Boxed

**Outlet A :** 2 Bolt Welded Flange  
**Weight :** 29 lbs.  
**Catalyst :** ECO II



-----45" O. A. L.-----

**BUICK TRUCK**

Rainier	2005	V8	5.3L
---------	------	----	------

**GMC TRUCK**

Envoy	2005	V8	5.3L
-------	------	----	------

**ISUZU TRUCK**

Ascender	2005	V8	5.3L
----------	------	----	------

**SAAB TRUCK**

9-7x	2005	V8	5.3L
------	------	----	------

**50419**

**Inlet A** : 2 Bolt Welded Flange  
**Box Size** : 42"L x 10"W x 7"H  
**Catalyst** : ECO GM

**Outlet A** : 2 Bolt Welded Flange  
**Weight** : 14 lbs.  
**Package Type** : Boxed



-----39.5" O. A. L.-----

**CHEVROLET**

Impala	2006-11	V6	3.5L
Impala	2006-08	V6	3.9L
Monte Carlo	2006-07	V6	3.5L
Monte Carlo	2006	V6	3.9L

**50421**

**Inlet A** : 3 Bolt Welded Flange  
**Box Size** : 43"L x 21"W x 11"H  
**Catalyst** : Standard

**Outlet A** : 3 Bolt Welded Flange  
**Weight** : 25 lbs.  
**Package Type** : Boxed



-----61" O. A. L.-----

**CHEVROLET VAN**

Express 2500	2003-05	V8	4.8L
Express 2500	2003-05	V8	6.0L
Express 3500	2005	V8	4.8L
Express 3500	2003-05	V8	6.0L

**GMC VAN**

Savana 2500	2003-05	V8	4.8L
Savana 2500	2003-05	V8	6.0L
Savana 3500	2004-05	V8	4.8L
Savana 3500	2003-05	V8	6.0L

**50420**

**Inlet A** : 3 Bolt Welded Flange  
**Box Size** : 43"L x 21"W x 11"H  
**Catalyst** : Standard

**Outlet A** : 2.975" OD Pipe  
**Weight** : 27 lbs.  
**Package Type** : Boxed



-----54" O. A. L.-----

**CHEVROLET VAN**

Express 2500	2003-05	V8	4.8L
Express 3500	2005	V8	4.8L
Express 3500	2003-05	V8	6.0L

**GMC VAN**

Savana 2500	2003-05	V8	4.8L
Savana 2500	2003-05	V8	6.0L
Savana 3500	2004-05	V8	4.8L
Savana 3500	2003-05	V8	6.0L

**50422**

**Inlet A** : 3 Bolt Welded Flange  
**Box Size** : 44"L x 26"W x 12"H  
**Catalyst** : ECO GM

**Outlet A** : 3 Bolt Welded Flange  
**Weight** : 18 lbs.  
**Package Type** : Boxed



-----49" O. A. L.-----

**SATURN TRUCK**

Vue	2007	L4	2.4L
-----	------	----	------

**50423**

**Inlet A** : 3 Bolt Welded Flange  
**Box Size** : 44"L x 15"W x 11"H  
**Catalyst** : ECO II

**Outlet A** : 3" OD Pipe  
**Weight** : 27 lbs.  
**Package Type** : Boxed



-----56" O. A. L.-----

**50423 (CONT'D)**

**CHEVROLET TRUCK**

Silverado 2500 HD	2003-06	V8	6.0L
Silverado 3500	2003-06	V8	6.0L
Silverado 3500	2003-06	V8	8.1L

**GMC TRUCK**

Sierra 2500 HD	2003-06	V8	6.0L
Sierra 3500	2003-06	V8	6.0L
Sierra 3500	2003-06	V8	8.1L

**50424**

**Inlet A :** 3 Bolt Welded Flange  
**Box Size :** 75"L x 10"W x 45"H  
**Catalyst :** ECO II

**Outlet A :** 3" OD Pipe  
**Weight :** 29 lbs.  
**Package Type :** Boxed



←-----88" O. A. L.-----→

**CHEVROLET TRUCK**

Silverado 2500 HD	2003-06	V8	6.0L
Silverado 2500 HD	2003-06	V8	8.1L
Silverado 3500	2003-06	V8	6.0L
Silverado 3500	2003-06	V8	8.1L

**GMC TRUCK**

Sierra 2500 HD	2003-06	V8	6.0L
Sierra 2500 HD	2003-06	V8	8.1L
Sierra 3500	2003-06	V8	6.0L
Sierra 3500	2003-06	V8	8.1L

**50425**

**Inlet A :** 3 Bolt Welded Flange  
**Box Size :** 75"L x 10"W x 5"H  
**Catalyst :** Standard

**Outlet A :** 3 Bolt Welded Flange  
**Weight :** 23 lbs.  
**Package Type :** Boxed



←-----69" O. A. L.-----→

**CHEVROLET VAN**

Express 2500	2003-13	V8	4.8L
Express 2500	2003-13	V8	6.0L
Express 3500	2005-13	V8	4.8L
Express 3500	2003-13	V8	6.0L

**50425 (CONT'D)**

**GMC VAN**

Savana 2500	2003-13	V8	4.8L
Savana 2500	2003-13	V8	6.0L
Savana 3500	2004-13	V8	4.8L
Savana 3500	2003-13	V8	6.0L

**50426**

**Inlet A :** 3 Bolt Welded Flange  
**Box Size :** 36"L x 11"W x 7"H  
**Catalyst :** ECO GM

**Outlet A :** 2 Bolt Welded Flange  
**Weight :** 10 lbs.  
**Package Type :** Boxed



←-----28.5" O. A. L.-----→

**CHEVROLET**

Malibu	2008-12	V6	3.6L
--------	---------	----	------

**PONTIAC**

G6	2007-09	V6	3.6L
----	---------	----	------

**SATURN**

Aura	2007-09	V6	3.6L
------	---------	----	------

**50427**

**Inlet A :** 3 Bolt Welded Flange  
**Inlet B :** 3 Bolt Welded Flange  
**Box Size :** 32"L x 21"W x 17"H  
**Package Type :** Boxed

**Outlet A :** 2 Bolt Welded Flange  
**Weight :** 16 lbs.  
**Catalyst :** ECO III



←-----24" O. A. L.-----→

**CHEVROLET**

Malibu	2008-12	V6	3.6L
--------	---------	----	------

**PONTIAC**

G6	2007-09	V6	3.6L
----	---------	----	------

**SATURN**

Aura	2007-09	V6	3.6L
------	---------	----	------

**50428**

**Inlet A** : 9 Bolt Welded Flange  
**Box Size** : 22"L x 19"W x 9"H  
**Package Type** : Boxed

**Outlet A** : 3 Bolt Welded Flange  
**Weight** : 26 lbs.



-----24" O. A. L.-----

**CHEVROLET TRUCK**

Colorado	2004-06	L5	3.5L
----------	---------	----	------

**GMC TRUCK**

Canyon	2004-06	L5	3.5L
--------	---------	----	------

**HUMMER TRUCK**

H3	2006	L5	3.5L
----	------	----	------

**ISUZU TRUCK**

i-350	2006	L5	3.5L
-------	------	----	------

**50429**

**Inlet A** : 2 Bolt Welded Flange  
**Box Size** : 19"L x 9"W x 5"H  
**Catalyst** : ECO GM

**Outlet A** : 2 Bolt Welded Flange  
**Weight** : 8 lbs.  
**Package Type** : Boxed



-----19" O. A. L.-----

**CADILLAC**

CTS	2005-07	V6	2.8L
CTS	2004-07	V6	3.6L

**50430**

**Inlet A** : 2 Bolt Welded Flange  
**Box Size** : 19"L x 9"W x 5"H  
**Catalyst** : ECO GM

**Outlet A** : 2 Bolt Welded Flange  
**Weight** : 8 lbs.  
**Package Type** : Boxed



-----19" O. A. L.-----

**CADILLAC**

CTS	2005-07	V6	2.8L
-----	---------	----	------

**50430 (CONT'D)**

**CADILLAC (CONT'D)**

CTS	2004-07	V6	3.6L
-----	---------	----	------

**50431**

**Inlet A** : 2 Bolt Welded Flange  
**Box Size** : 44"L x 26"W x 12"H  
**Catalyst** : Standard

**Outlet A** : 3" OD Pipe  
**Weight** : 23 lbs.  
**Package Type** : Boxed



-----56" O. A. L.-----

**CHEVROLET TRUCK**

Silverado 2500 HD	2001-02	V8	8.1L
-------------------	---------	----	------

**GMC TRUCK**

Sierra 2500 HD	2001-02	V8	6.0L
Sierra 2500 HD	2002	V8	8.1L

**50432**

**Inlet A** : 2 Bolt Welded Flange  
**Box Size** : 42"L x 10"W x 7"H  
**Package Type** : Boxed

**Weight** : 11 lbs.  
**Catalyst** : ECO II



-----40" O. A. L.-----

**CHEVROLET TRUCK**

Silverado 2500 HD	2001-06	V8	6.0L
Silverado 2500 HD	2001-06	V8	8.1L

**GMC TRUCK**

Sierra 2500 HD	2001-06	V8	6.0L
Sierra 2500 HD	2001-06	V8	8.1L

**50433**

**Inlet A :** 4 Bolt Welded Flange  
**Box Size :** 19"L x 9"W x 5"H  
**Catalyst :** ECO GM

**Outlet A :** 2.5" ID Pipe  
**Weight :** 8 lbs.  
**Package Type :** Boxed



-----16" O. A. L.-----

**BUICK**

Park Avenue	2000-03	V6	3.8L
Regal	2000-03	V6	3.8L

**PONTIAC**

Bonneville	2000-03	V6	3.8L
------------	---------	----	------

**50434**

**Inlet A :** 10 Bolt Welded Flange  
**Box Size :** 22"L x 19"W x 9"H  
**Catalyst :** ECO GM

**Outlet A :** 3 Bolt Welded Flange  
**Weight :** 24 lbs.  
**Package Type :** Boxed



-----18" O. A. L.-----

**CHEVROLET**

Malibu	2004-08	L4	2.2L
Malibu	2008-10	L4	2.4L

**PONTIAC**

G6	2006-09	L4	2.4L
----	---------	----	------

**SATURN**

Aura	2007-09	L4	2.4L
------	---------	----	------

**50435**

**Inlet A :** 3 Bolt Welded Flange  
**Box Size :** 63"L x 32"W x 16"H  
**Catalyst :** Standard

**Outlet A :** 2.75" OD Pipe  
**Weight :** 20 lbs.  
**Package Type :** Unboxed



-----62.5" O. A. L.-----

**50435 (CONT'D)**

**CHEVROLET TRUCK**

Silverado 1500 HD	2001-02	V8	6.0L
Silverado 2500	2001-02	V8	6.0L
Suburban 2500	2001	V8	6.0L
Suburban 2500	2002	V8	8.1L

**GMC TRUCK**

Sierra 1500 HD	2001-02	V8	6.0L
Sierra 2500	2001-02	V8	6.0L
Yukon XL 2500	2001-02	V8	6.0L
Yukon XL 2500	2002	V8	8.1L

**50436**

**Inlet A :** 2 Bolt Welded Flange  
**Box Size :** 36"L x 12"W x 7"H  
**Catalyst :** ECO II

**Outlet A :** 2.85" OD Pipe  
**Weight :** 15 lbs.  
**Package Type :** Boxed



-----36" O. A. L.-----

**CHEVROLET TRUCK**

Silverado 1500 HD	2002-03	V8	6.0L
Silverado 1500 HD	2005-06	V8	6.0L
Silverado 2500	2004	V8	6.0L
Silverado 2500 HD	2005	V8	6.0L

**GMC TRUCK**

Sierra 1500 HD	2002-03	V8	6.0L
Sierra 1500 HD	2005-06	V8	6.0L
Sierra 2500	2004	V8	6.0L

**50437**

**Inlet A :** 2 Bolt Welded Flange  
**Box Size :** 46"L x 16"W x 16"H  
**Catalyst :** ECO GM

**Outlet A :** 2 Bolt Welded Flange  
**Weight :** 19 lbs.  
**Package Type :** Boxed



-----62" O. A. L.-----

**BUICK VAN**

Terraza	2005-06	V6	3.5L
---------	---------	----	------

**CHEVROLET VAN**

Uplander	2005-06	V6	3.5L
----------	---------	----	------



## 50437 (CONT'D)

### PONTIAC VAN

Montana	2005-06	V6	3.5L
---------	---------	----	------

### SATURN VAN

Relay	2005-06	V6	3.5L
-------	---------	----	------

## 50438

**Inlet A :** 3 Bolt Welded Flange  
**Inlet B :** 3" ID Pipe  
**Box Size :** 46"L x 16"W x 16"H

**Outlet A :** 2.8125" OD Pipe  
**Weight :** 20 lbs.  
**Package Type :** Boxed



<-----47" O. A. L.----->

### CHEVROLET VAN

Express 3500	2006	V8	4.8L
Express 3500	2003-11	V8	6.0L

### GMC VAN

Savana 3500	2006	V8	4.8L
Savana 3500	2003-11	V8	6.0L

## 50439

**Inlet A :** 3 Bolt Welded Flange  
**Box Size :** 46"L x 16"W x 16"H  
**Catalyst :** ECO II

**Outlet A :** 2.94" OD Pipe  
**Weight :** 28 lbs.  
**Package Type :** Boxed



<-----62" O. A. L.----->

### CHEVROLET VAN

Express 2500	2008-13	V8	4.8L
Express 2500	2008-13	V8	6.0L
Express 3500	2008-13	V8	4.8L
Express 3500	2008-13	V8	6.0L

### GMC VAN

Savana 2500	2008-13	V8	4.8L
Savana 2500	2008-13	V8	6.0L
Savana 3500	2008-13	V8	4.8L
Savana 3500	2008-13	V8	6.0L

## 50440

**Inlet A :** 3 Bolt Welded Flange  
**Inlet B :** 3" ID Pipe  
**Box Size :** 75"L x 10"W x 5"H

**Outlet A :** 3" OD Pipe  
**Weight :** 18 lbs.  
**Package Type :** Boxed



<-----53.875" O. A. L.----->

### CHEVROLET VAN

Express 1500	2003-11	V8	5.3L
Express 2500	2010-11	V8	4.8L
Express 2500	2003-05	V8	5.3L
Express 2500	2010-11	V8	6.0L

### GMC VAN

Savana 1500	2003-11	V8	5.3L
Savana 2500	2010-11	V8	4.8L
Savana 2500	2003-05	V8	5.3L
Savana 2500	2010-11	V8	6.0L

## 50441

**Inlet A :** 3 Bolt Welded Flange  
**Box Size :** 42"L x 10"W x 7"H  
**Catalyst :** ECO GM

**Outlet A :** 2 Bolt Welded Flange  
**Weight :** 12 lbs.  
**Package Type :** Boxed



<-----36.5" O. A. L.----->

### CHEVROLET

Cobalt	2005-07	L4	2.0L
--------	---------	----	------

### SATURN

Ion	2004-07	L4	2.0L
-----	---------	----	------

**50443**

**Inlet A** : 2 Bolt Welded Flange  
**Box Size** : 19"L x 9"W x 5"H  
**Catalyst** : ECO GM

**Outlet A** : 2 Bolt Welded Flange  
**Weight** : 7 lbs.  
**Package Type** : Boxed



-----16.25" O. A. L.-----

**CADILLAC**

STS	2005-07	V6	3.6L
-----	---------	----	------

**CADILLAC TRUCK**

SRX	2004-07	V6	3.6L
-----	---------	----	------

**50446**

**Inlet A** : 3 Bolt Welded Flange  
**Box Size** : 46"L x 16"W x 16"H  
**Catalyst** : ECO III

**Outlet A** : 3 Bolt Welded Flange  
**Weight** : 17 lbs.  
**Package Type** : Boxed



-----44.5625" O. A. L.-----

**SATURN**

SC1	2000-02	L4	1.9L
-----	---------	----	------

**50444**

**Inlet A** : 2 Bolt Welded Flange  
**Box Size** : 19"L x 9"W x 5"H  
**Catalyst** : ECO GM

**Outlet A** : 2 Bolt Welded Flange  
**Weight** : 7 lbs.  
**Package Type** : Boxed



-----19.825" O. A. L.-----

**CADILLAC**

STS	2005-07	V6	3.6L
-----	---------	----	------

**CADILLAC TRUCK**

SRX	2004-07	V6	3.6L
-----	---------	----	------

**50447**

**Inlet A** : 3 Bolt Welded Flange  
**Box Size** : 43"L x 21"W x 11"H  
**Catalyst** : ECO GM

**Outlet A** : 2 Bolt Welded Flange  
**Weight** : 16 lbs.  
**Package Type** : Boxed



-----40" O. A. L.-----

**CHEVROLET**

Malibu	2005-06	V6	3.5L
--------	---------	----	------

**PONTIAC**

G6	2005-06	V6	3.5L
----	---------	----	------

**50445**

**Inlet A** : 3 Bolt Welded Flange  
**Box Size** : 15"L x 8"W x 5"H  
**Catalyst** : ECO GM

**Outlet A** : 3 Bolt Welded Flange  
**Weight** : 15 lbs.  
**Package Type** : Boxed



-----6.75" O. A. L.-----

**CHEVROLET**

Aveo	2004-08	L4	1.6L
------	---------	----	------

Aveo5	2007-08	L4	1.6L
-------	---------	----	------

**50448**

**Inlet A** : 2 Bolt Welded Flange  
**Inlet B** : 2 Bolt Welded Flange  
**Box Size** : 36"L x 12"W x 7"H  
**Package Type** : Boxed

**Outlet A** : 2 Bolt Welded Flange  
**Weight** : 17 lbs.  
**Catalyst** : ECO GM



-----28" O. A. L.-----

**CHEVROLET**

Malibu	2005-06	V6	3.5L
--------	---------	----	------

**PONTIAC**

G6	2005-06	V6	3.5L
----	---------	----	------

## 50450

**Inlet A** : 3 Bolt Loose Flange  
**Inlet B** : 3 Bolt Welded Flange  
**Box Size** : 46"L x 16"W x 16"H  
**Package Type** : Boxed

**Outlet A** : 2 Bolt Welded Flange  
**Weight** : 26 lbs.  
**Catalyst** : ECO III



-----47.5" O. A. L.-----

### CADILLAC TRUCK

Escalade	2009	V8	6.0L
----------	------	----	------

### CHEVROLET TRUCK

Avalanche	2007-08	V8	5.3L
Avalanche	2007-08	V8	6.0L
Silverado 1500	2007-08	V6	4.3L
Silverado 1500	2007-08	V8	4.8L
Silverado 1500	2007-08	V8	5.3L
Silverado 1500	2007-10	V8	6.0L
Suburban 1500	2007-08	V8	5.3L
Suburban 1500	2007-08	V8	6.0L
Tahoe	2007-08	V8	4.8L
Tahoe	2007-08	V8	5.3L
Tahoe	2008-09	V8	6.0L

### GMC TRUCK

Sierra 1500	2007-08	V6	4.3L
Sierra 1500	2007-08	V8	4.8L
Sierra 1500	2007-08	V8	5.3L
Sierra 1500	2007-10	V8	6.0L
Yukon	2007-08	V8	4.8L
Yukon	2007-08	V8	5.3L
Yukon	2008-09	V8	6.0L
Yukon XL 1500	2007-08	V8	5.3L
Yukon XL 1500	2007-08	V8	6.0L

## 50453

**Inlet A** : 3 Bolt Loose Flange  
**Inlet B** : 3 Bolt Welded Flange  
**Box Size** : 46"L x 16"W x 16"H  
**Package Type** : Boxed

**Outlet A** : 2 Bolt Welded Flange  
**Weight** : 29 lbs.  
**Catalyst** : ECO GM



-----48.5" O. A. L.-----

## 50453 (CONT'D)

### CADILLAC TRUCK

Escalade	2007-10	V8	6.2L
----------	---------	----	------

### CHEVROLET TRUCK

Avalanche	2009	V8	5.3L
Avalanche	2009	V8	6.0L
Silverado 1500	2009-10	V8	6.2L
Tahoe	2008-09	V8	6.2L

### GMC TRUCK

Sierra 1500	2007-10	V8	6.2L
Yukon	2007-10	V8	6.2L
Yukon XL 1500	2007-10	V8	6.2L

## 50454

**Inlet A** : 3 Bolt Loose Flange  
**Inlet B** : 3 Bolt Loose Flange  
**Box Size** : 52"L x 28"W x 14"H  
**Package Type** : Unboxed

**Outlet A** : 2 Bolt Welded Flange  
**Weight** : 26 lbs.  
**Catalyst** : ECO GM



-----52" O. A. L.-----

### CHEVROLET TRUCK

C2500	1996-00	V8	7.4L
C3500	1996-00	V8	7.4L
K2500	1996-00	V8	7.4L
K2500 Suburban	1996-99	V8	7.4L
K3500	1996-00	V8	7.4L

### GMC TRUCK

C2500	1996-00	V8	7.4L
C2500 Suburban	1996-99	V8	7.4L
C3500	1996-00	V8	7.4L
K2500	1996-00	V8	7.4L
K3500	1996-00	V8	7.4L

## 50455

**Inlet A** : 3 Bolt Welded Flange  
**Box Size** : 43"L x 21"W x 11"H  
**Weight** : 22 lbs.  
**Package Type** : Boxed

**Outlet A** : 2.5" OD Pipe  
**Outlet B** : 2.5" OD Pipe  
**Catalyst** : ECO GM



-----35" O. A. L.-----

**50455 (CONT'D)**

**CHEVROLET TRUCK**

C3500	1996-00	V8	7.4L
K3500	1996-00	V8	7.4L

**GMC TRUCK**

C3500	1996-00	V8	7.4L
K3500	1996-00	V8	7.4L

**50456**

**Inlet A** : 3 Bolt Welded Flange  
**Box Size** : 14"L x 9"W x 4"H  
**Catalyst** : ECO GM

**Outlet A** : 2 Bolt Welded Flange  
**Weight** : 6 lbs.  
**Package Type** : Boxed



<-----13.5" O. A. L.----->

**BUICK TRUCK**

Enclave	2008-15	V6	3.6L
---------	---------	----	------

**CHEVROLET TRUCK**

Traverse	2009-15	V6	3.6L
----------	---------	----	------

**GMC TRUCK**

Acadia	2007-15	V6	3.6L
--------	---------	----	------

**SATURN TRUCK**

Outlook	2007-10	V6	3.6L
---------	---------	----	------

**50457**

**Inlet A** : 3 Bolt Welded Flange  
**Box Size** : 14"L x 9"W x 4"H  
**Catalyst** : ECO GM

**Outlet A** : 2 Bolt Welded Flange  
**Weight** : 6 lbs.  
**Package Type** : Boxed



<-----14" O. A. L.----->

**BUICK TRUCK**

Enclave	2008-15	V6	3.6L
---------	---------	----	------

**CHEVROLET TRUCK**

Traverse	2009-15	V6	3.6L
----------	---------	----	------

**GMC TRUCK**

Acadia	2007-15	V6	3.6L
--------	---------	----	------

**SATURN TRUCK**

Outlook	2007-10	V6	3.6L
---------	---------	----	------

**50458**

**Inlet A** : 7 Bolt Welded Flange  
**Box Size** : 22"L x 19"W x 9"H  
**Catalyst** : ECO GM

**Outlet A** : 3 Bolt Welded Flange  
**Weight** : 23 lbs.  
**Package Type** : Boxed



<-----24" O. A. L.----->

**CHEVROLET TRUCK**

Colorado	2004-06	L4	2.8L
----------	---------	----	------

**GMC TRUCK**

Canyon	2004-06	L4	2.8L
--------	---------	----	------

**ISUZU TRUCK**

i-280	2006	L4	2.8L
-------	------	----	------

**50459**

**Inlet A** : 3 Bolt Welded Flange  
**Box Size** : 43"L x 21"W x 11"H  
**Catalyst** : ECO GM

**Outlet A** : 2 Bolt Welded Flange  
**Weight** : 16 lbs.  
**Package Type** : Boxed



<-----37.25" O. A. L.----->

**CHEVROLET**

Cobalt	2008-10	L4	2.2L
Cobalt	2008	L4	2.4L
HHR	2008-11	L4	2.2L

**PONTIAC**

G5	2008-09	L4	2.2L
G5	2008	L4	2.4L

**50460**

**Inlet A** : 9 Bolt Welded Flange  
**Box Size** : 21"L x 19"W x 8"H  
**Catalyst** : ECO GM

**Outlet A** : 3 Bolt Welded Flange  
**Weight** : 25 lbs.  
**Package Type** : Boxed



<-----27.5" O. A. L.----->

## 50460 (CONT'D)

### CHEVROLET TRUCK

Colorado	2007-12	L5	3.7L
----------	---------	----	------

### GMC TRUCK

Canyon	2007-12	L5	3.7L
--------	---------	----	------

### HUMMER TRUCK

H3	2007-08	L5	3.7L
----	---------	----	------

### ISUZU TRUCK

i-370	2007-08	L5	3.7L
-------	---------	----	------

## 50461

**Inlet A** : 3 Bolt Loose Flange  
**Box Size** : 63"L x 15"W x 28"H  
**Catalyst** : ECO II

**Outlet A** : 3" OD Pipe  
**Weight** : 19 lbs.  
**Package Type** : Boxed



-----63" O. A. L.-----

### CHEVROLET VAN

Express 3500	1999-00	V8	5.7L
--------------	---------	----	------

### GMC VAN

Savana 3500	1999-00	V8	5.7L
-------------	---------	----	------

## 50462

**Inlet A** : 4 Bolt Welded Flange  
**Box Size** : 14"L x 8"W x 5"H  
**Catalyst** : ECO GM

**Outlet A** : 2 Bolt Welded Flange  
**Weight** : 6 lbs.  
**Package Type** : Boxed



-----14" O. A. L.-----

### CHEVROLET TRUCK

Equinox	2010-11	V6	3.0L
---------	---------	----	------

### GMC TRUCK

Terrain	2010-11	V6	3.0L
---------	---------	----	------

## 50463

**Inlet A** : 4 Bolt Welded Flange  
**Box Size** : 15"L x 6.5"W x 5.25"H

**Outlet A** : 2 Bolt Welded Flange  
**Weight** : 7 lbs.  
**Catalyst** : ECO GM

**Package Type** : Boxed



-----14" O. A. L.-----

### CHEVROLET TRUCK

Equinox	2010-12	V6	3.0L
---------	---------	----	------

Equinox	2013-17	V6	3.6L
---------	---------	----	------

### GMC TRUCK

Terrain	2010-12	V6	3.0L
---------	---------	----	------

Terrain	2013-17	V6	3.6L
---------	---------	----	------

## 50464

**Inlet A** : 8 Bolt Welded Flange  
**Box Size** : 36"L x 11"W x 7"H  
**Catalyst** : ECO GM

**Outlet A** : 2 Bolt Welded Flange  
**Weight** : 24 lbs.  
**Package Type** : Boxed



-----29" O. A. L.-----

### CADILLAC

STS	2005-10	V8	4.6L
-----	---------	----	------

### CADILLAC TRUCK

SRX	2004-09	V8	4.6L
-----	---------	----	------

## 50465

**Inlet A** : 8 Bolt Welded Flange  
**Box Size** : 36"L x 11"W x 7"H  
**Catalyst** : ECO GM

**Outlet A** : 2 Bolt Welded Flange  
**Weight** : 24 lbs.  
**Package Type** : Boxed



-----29" O. A. L.-----

### CADILLAC

STS	2005-10	V8	4.6L
-----	---------	----	------

**50465 (CONT'D)**

**CADILLAC TRUCK**

SRX	2004-09	V8	4.6L
-----	---------	----	------

**50466**

**Inlet A** : 3 Bolt Welded Flange  
**Box Size** : 33"L x 22"W x 9"H  
**Catalyst** : ECO II

**Outlet A** : 2.9375" OD Pipe  
**Weight** : 23 lbs.  
**Package Type** : Boxed



<-----66" O. A. L.----->

**CHEVROLET VAN**

Express 2500	2006-10	V8	4.8L
Express 2500	2006-10	V8	6.0L
Express 3500	2006-10	V8	4.8L
Express 3500	2006-10	V8	6.0L

**GMC VAN**

Savana 2500	2006-10	V8	4.8L
Savana 2500	2006-10	V8	6.0L
Savana 3500	2006-10	V8	4.8L
Savana 3500	2006-10	V8	6.0L

**50467**

**Inlet A** : 3 Bolt Welded Flange  
**Box Size** : 75"L x 10"W x 5"H  
**Catalyst** : ECO II

**Outlet A** : 3 Bolt Welded Flange  
**Weight** : 20 lbs.  
**Package Type** : Boxed



<-----57.75" O. A. L.----->

**CHEVROLET VAN**

Express 2500	2006-10	V8	4.8L
Express 2500	2006-10	V8	6.0L
Express 3500	2006-10	V8	4.8L
Express 3500	2006-10	V8	6.0L

**GMC VAN**

Savana 2500	2006-10	V8	4.8L
Savana 2500	2006-10	V8	6.0L
Savana 3500	2006-10	V8	4.8L
Savana 3500	2006-10	V8	6.0L

**50468**

**Inlet A** : 3 Bolt Loose Flange  
**Box Size** : 44"L x 26"W x 12"H  
**Catalyst** : ECO GM

**Outlet A** : 2 Bolt Welded Flange  
**Weight** : 17 lbs.  
**Package Type** : Boxed



<-----49" O. A. L.----->

**CHEVROLET TRUCK**

Colorado	2004-06	L4	2.8L
Colorado	2007-12	L4	2.9L
Colorado	2004-06	L5	3.5L
Colorado	2007-12	L5	3.7L

**GMC TRUCK**

Canyon	2004-06	L4	2.8L
Canyon	2007-12	L4	2.9L
Canyon	2004-06	L5	3.5L
Canyon	2007-12	L5	3.7L

**HUMMER TRUCK**

H3	2006	L5	3.5L
H3	2007-08	L5	3.7L

**ISUZU TRUCK**

i-350	2006	L5	3.5L
i-370	2007-08	L5	3.7L

**50469**

**Inlet A** : 3 Bolt Welded Flange  
**Inlet B** : 2 Bolt Loose Flange  
**Box Size** : 43"L x 21"W x 11"H  
**Package Type** : Boxed

**Outlet A** : 2 Bolt Welded Flange  
**Weight** : 26 lbs.  
**Catalyst** : ECO III



<-----39" O. A. L.----->

**BUICK TRUCK**

Rainier	2006-07	V8	5.3L
---------	---------	----	------

**CHEVROLET TRUCK**

Trailblazer	2006-08	V8	5.3L
Trailblazer	2006-09	V8	6.0L

**GMC TRUCK**

Envoy	2006-09	V8	5.3L
-------	---------	----	------

**ISUZU TRUCK**

Ascender	2006	V8	5.3L
----------	------	----	------

## 50469 (CONT'D)

### SAAB TRUCK

9-7x	2006-09	V8	5.3L
------	---------	----	------

## 50470

**Inlet A** : 3 Bolt Welded Flange  
**Box Size** : 42"L x 10"W x 7"H  
**Catalyst** : ECO GM

**Outlet A** : 3 Bolt Welded Flange  
**Weight** : 10 lbs.  
**Package Type** : Boxed



-----41" O. A. L.-----

### SATURN TRUCK

Vue	2008-10	L4	2.4L
-----	---------	----	------

## 50471

**Inlet A** : 2 Bolt Welded Flange  
**Box Size** : 25"L x 8"W x 5"H  
**Catalyst** : ECO GM

**Outlet A** : 2 Bolt Welded Flange  
**Weight** : 12 lbs.  
**Package Type** : Boxed



-----18.5" O. A. L.-----

### CADILLAC

CTS	2008-11	V6	3.6L
STS	2008-11	V6	3.6L

### CADILLAC TRUCK

SRX	2008-09	V6	3.6L
-----	---------	----	------

## 50472

**Inlet A** : 2 Bolt Welded Flange  
**Box Size** : 25"L x 8"W x 5"H  
**Catalyst** : ECO GM

**Outlet A** : 2 Bolt Welded Flange  
**Weight** : 8 lbs.  
**Package Type** : Boxed



-----19" O. A. L.-----

### CADILLAC

CTS	2008-11	V6	3.6L
-----	---------	----	------

## 50472 (CONT'D)

### CADILLAC (CONT'D)

STS	2008-11	V6	3.6L
-----	---------	----	------

### CADILLAC TRUCK

SRX	2008-09	V6	3.6L
-----	---------	----	------

## 50473

**Inlet A** : 3 Bolt Loose Flange  
**Inlet B** : 3 Bolt Welded Flange  
**Box Size** : 43"L x 21"W x 11"H  
**Package Type** : Boxed

**Outlet A** : 2.82" OD Ball  
**Weight** : 26 lbs.  
**Catalyst** : ECO GM



-----43.5" O. A. L.-----

### CADILLAC TRUCK

Escalade	2010-13	V8	6.0L
----------	---------	----	------

### CHEVROLET TRUCK

Avalanche	2009-13	V8	5.3L
Silverado 1500	2009-13	V6	4.3L
Silverado 1500	2009-13	V8	4.8L
Silverado 1500	2009-13	V8	5.3L
Silverado 1500	2009-13	V8	6.0L
Suburban 1500	2009-14	V8	5.3L
Tahoe	2009	V8	4.8L
Tahoe	2009-14	V8	5.3L

### GMC TRUCK

Sierra 1500	2009-13	V6	4.3L
Sierra 1500	2009-13	V8	4.8L
Sierra 1500	2009-13	V8	5.3L
Sierra 1500	2009-13	V8	6.0L
Yukon	2009	V8	4.8L
Yukon	2009-14	V8	5.3L
Yukon XL 1500	2009-14	V8	5.3L

## 50474

**Inlet A** : 3 Bolt Welded Flange  
**Box Size** : 43"L x 15"W x 11"H  
**Catalyst** : ECO GM

**Outlet A** : 2 Bolt Welded Flange  
**Weight** : 14 lbs.  
**Package Type** : Boxed



-----38.25" O. A. L.-----

**50474 (CONT'D)**

<b>CHEVROLET</b>			
Malibu	2008-10	V6	3.5L
<b>PONTIAC</b>			
G6	2008-10	V6	3.5L
<b>SATURN</b>			
Aura	2008	V6	3.5L

**50475**

**Inlet A :** 3 Bolt Welded Flange  
**Inlet B :** 2 Bolt Welded Flange  
**Box Size :** 36"L x 12"W x 7"H  
**Package Type :** Boxed

**Outlet A :** 2 Bolt Welded Flange  
**Weight :** 13 lbs.  
**Catalyst :** ECO GM



<-----27" O. A. L.----->

<b>CHEVROLET</b>			
Malibu	2008-10	V6	3.5L
<b>PONTIAC</b>			
G6	2008-10	V6	3.5L
<b>SATURN</b>			
Aura	2008	V6	3.5L

**50476**

**Inlet A :** 2 Bolt Welded Flange  
**Box Size :** 19"L x 9"W x 5"H  
**Catalyst :** Standard

**Outlet A :** 2.375" OD Pipe  
**Weight :** 9 lbs.  
**Package Type :** Boxed



<-----18" O. A. L.----->

<b>CHEVROLET</b>			
Malibu	2008-10	V6	3.5L
Malibu	2008-12	V6	3.6L
<b>PONTIAC</b>			
G6	2008-10	V6	3.5L
G6	2007-09	V6	3.6L
<b>SATURN</b>			
Aura	2008	V6	3.5L
Aura	2007-09	V6	3.6L

**50477**

**Inlet A :** 2 Bolt Welded Flange  
**Box Size :** 30"L x 8"W x 5"H  
**Catalyst :** Standard

**Outlet A :** 2 Bolt Welded Flange  
**Weight :** 9 lbs.  
**Package Type :** Boxed



<-----21" O. A. L.----->

<b>BUICK TRUCK</b>			
Enclave	2009-15	V6	3.6L
<b>CHEVROLET TRUCK</b>			
Traverse	2009-15	V6	3.6L
<b>GMC TRUCK</b>			
Acadia	2009-15	V6	3.6L
<b>SATURN TRUCK</b>			
Outlook	2009-10	V6	3.6L

**50478**

**Inlet A :** 3 Bolt Loose Flange  
**Inlet B :** 3 Bolt Welded Flange  
**Box Size :** 44"L x 26"W x 13"H  
**Package Type :** Boxed

**Outlet A :** 2 Bolt Welded Flange  
**Weight :** 29 lbs.  
**Catalyst :** Standard



<-----43.5" O. A. L.----->

<b>HUMMER TRUCK</b>			
H2	2007	V8	6.0L
H2	2008-09	V8	6.2L

**50483**

**Inlet A :** 3 Bolt Loose Flange  
**Box Size :** 75"L x 10"W x 5"H  
**Catalyst :** ECO GM

**Outlet A :** 2 Bolt Welded Flange  
**Weight :** 16 lbs.  
**Package Type :** Boxed



<-----48.25" O. A. L.----->

<b>BUICK TRUCK</b>			
Rainier	2006-07	L6	4.2L



## 50483 (CONT'D)

### CHEVROLET TRUCK

Trailblazer	2006-07	L6	4.2L
-------------	---------	----	------

### GMC TRUCK

Envoy	2006-07	L6	4.2L
-------	---------	----	------

### ISUZU TRUCK

Ascender	2006-08	L6	4.2L
----------	---------	----	------

### SAAB TRUCK

9-7x	2006-07	L6	4.2L
------	---------	----	------

## 50484

**Inlet A** : 3 Bolt Loose Flange  
**Box Size** : 62"L x 10"W x 7"H  
**Catalyst** : ECO GM

**Outlet A** : 2 Bolt Welded Flange  
**Weight** : 18 lbs.  
**Package Type** : Boxed



-----47" O. A. L.-----

### CHEVROLET TRUCK

Trailblazer	2008-09	L6	4.2L
-------------	---------	----	------

### GMC TRUCK

Envoy	2008-09	L6	4.2L
-------	---------	----	------

### SAAB TRUCK

9-7x	2008-09	L6	4.2L
------	---------	----	------

## 50485

**Inlet A** : 9 Bolt Welded Flange  
**Box Size** : 18"L x 14"W x 9"H  
**Catalyst** : ECO GM

**Outlet A** : 3 Bolt Welded Flange  
**Weight** : 12 lbs.  
**Package Type** : Boxed



-----17.5" O. A. L.-----

### CHEVROLET

Aveo	2009-11	L4	1.6L
Aveo5	2009-11	L4	1.6L

### PONTIAC

G3	2009-10	L4	1.6L
----	---------	----	------

## 50486

**Inlet A** : 6 Bolt Welded Flange  
**Box Size** : 33"L x 22"W x 10"H  
**Catalyst** : ECO II

**Outlet A** : 2 Bolt Welded Flange  
**Weight** : 20 lbs.  
**Package Type** : Boxed



-----34" O. A. L.-----

### CHEVROLET TRUCK

Silverado 2500 HD	2011-13	V8	6.0L
Silverado 3500 HD	2011-13	V8	6.0L

### GMC TRUCK

Sierra 2500 HD	2011-13	V8	6.0L
Sierra 3500 HD	2011-13	V8	6.0L

## 50487

**Inlet A** : 7 Bolt Welded Flange  
**Box Size** : 22"L x 19"W x 8"H  
**Catalyst** : ECO GM

**Outlet A** : 4 Bolt Welded Flange  
**Weight** : 21 lbs.  
**Package Type** : Boxed



-----24.5" O. A. L.-----

### CHEVROLET TRUCK

Colorado	2007-12	L4	2.9L
----------	---------	----	------

### GMC TRUCK

Canyon	2007-12	L4	2.9L
--------	---------	----	------

### ISUZU TRUCK

i-290	2007-08	L4	2.9L
-------	---------	----	------

## 50490

**Inlet A** : 3 Bolt Welded Flange  
**Inlet B** : 2 Bolt Welded Flange  
**Box Size** : 36"L x 12"W x 7"H  
**Package Type** : Boxed

**Outlet A** : 2 Bolt Welded Flange  
**Weight** : 13 lbs.  
**Catalyst** : ECO GM



-----28.25" O. A. L.-----

**50490 (CONT'D)**

**CHEVROLET**

Malibu	2007-08	V6	3.5L
Malibu	2006-07	V6	3.9L

**PONTIAC**

G6	2007	V6	3.5L
G6	2006-07	V6	3.9L

**SATURN**

Aura	2007	V6	3.5L
------	------	----	------

**50491**

**Inlet A : 3 Bolt Welded Flange**  
**Box Size : 18"L x 14"W x 10"H**  
**Catalyst : ECO GM**

**Outlet A : 2 Bolt Welded Flange**  
**Weight : 10 lbs.**  
**Package Type : Boxed**



←-----20.5" O. A. L.-----→

**CADILLAC**

CTS	2003-04	V6	3.2L
-----	---------	----	------

**50492**

**Inlet A : 3 Bolt Welded Flange**  
**Box Size : 18"L x 14"W x 10"H**  
**Catalyst : ECO GM**

**Outlet A : 2 Bolt Welded Flange**  
**Weight : 10 lbs.**  
**Package Type : Boxed**



←-----22.0625" O. A. L.-----→

**CADILLAC**

CTS	2003-04	V6	3.2L
-----	---------	----	------

**50493**

**Inlet A : 3 Bolt Welded Flange**  
**Box Size : 18"L x 14"W x 10"H**  
**Catalyst : ECO GM**

**Outlet A : 2 Bolt Welded Flange**  
**Weight : 11 lbs.**  
**Package Type : Boxed**



←-----18.25" O. A. L.-----→

**CHEVROLET**

Malibu	2008-12	L4	2.4L
--------	---------	----	------

**PONTIAC**

G6	2009-10	L4	2.4L
----	---------	----	------

**SATURN**

Aura	2009	L4	2.4L
------	------	----	------

**50494**

**Inlet A : 2 Bolt Welded Flange**  
**Box Size : 19"L x 9"W x 4"H**  
**Catalyst : Standard**

**Outlet A : 2.5" OD Pipe**  
**Weight : 8 lbs.**  
**Package Type : Boxed**



←-----18" O. A. L.-----→

**CHEVROLET**

Malibu	2008-12	L4	2.4L
--------	---------	----	------

**PONTIAC**

G6	2009-10	L4	2.4L
----	---------	----	------

**SATURN**

Aura	2009	L4	2.4L
------	------	----	------

**50495**

**Inlet A : 4 Bolt Welded Flange**  
**Box Size : 14"L x 12"W x 7"H**  
**Catalyst : ECO GM**

**Outlet A : 2 Bolt Welded Flange**  
**Weight : 6 lbs.**  
**Package Type : Boxed**



←-----16" O. A. L.-----→

## 50495 (CONT'D)

### BUICK

Allure	2010	V6	3.0L
LaCrosse	2010	V6	3.0L
LaCrosse	2012-13	V6	3.6L

## 50496

**Inlet A** : 4 Bolt Welded Flange  
**Box Size** : 14"L x 12"W x 7"H  
**Catalyst** : ECO GM

**Outlet A** : 2 Bolt Welded Flange  
**Weight** : 9 lbs.  
**Package Type** : Boxed



-----12.75" O. A. L.-----

### BUICK

Allure	2010	V6	3.0L
LaCrosse	2010	V6	3.0L
LaCrosse	2012-13	V6	3.6L

## 50497

**Inlet A** : 2 Bolt Welded Flange  
**Box Size** : 44"L x 26"W x 12"H  
**Catalyst** : Standard

**Outlet A** : 2 Bolt Welded Flange  
**Weight** : 20 lbs.  
**Package Type** : Boxed



-----54.625" O. A. L.-----

### BUICK

Allure	2010	V6	3.0L
LaCrosse	2010	V6	3.0L
LaCrosse	2011-13	V6	3.6L

## 50498

**Inlet A** : 2 Bolt Welded Flange  
**Box Size** : 14"L x 12"W x 7"H  
**Catalyst** : ECO GM

**Outlet A** : 2 Bolt Welded Flange  
**Weight** : 10 lbs.  
**Package Type** : Boxed



-----16.75" O. A. L.-----

### PONTIAC

G8	2008-09	V8	6.0L
----	---------	----	------

## 50499

**Inlet A** : 2 Bolt Welded Flange  
**Box Size** : 14"L x 12"W x 7"H  
**Catalyst** : ECO GM

**Outlet A** : 2 Bolt Welded Flange  
**Weight** : 10 lbs.  
**Package Type** : Boxed



-----16.75" O. A. L.-----

### PONTIAC

G8	2008-09	V8	6.0L
----	---------	----	------

## 50500

**Inlet A** : 3 Bolt Loose Flange  
**Inlet B** : 3 Bolt Welded Flange  
**Box Size** : 46"L x 16"W x 16"H  
**Package Type** : Boxed

**Outlet A** : 2 Bolt Welded Flange  
**Weight** : 38 lbs.  
**Catalyst** : ECO II



-----53.25" O. A. L.-----

### CHEVROLET TRUCK

Silverado 2500 HD	2007-10	V8	6.0L
Silverado 2500 HD Classic	2007	V8	6.0L
Silverado 2500 HD Classic	2007	V8	8.1L
Silverado 3500 Classic	2007	V8	6.0L
Silverado 3500 Classic	2007	V8	8.1L
Silverado 3500 HD	2007-10	V8	6.0L

### GMC TRUCK

Sierra 2500 HD	2007-10	V8	6.0L
----------------	---------	----	------

**50500 (CONT'D)**

**GMC TRUCK (CONT'D)**

Sierra 2500 HD Classic	2007	V8	6.0L
Sierra 2500 HD Classic	2007	V8	8.1L
Sierra 3500 Classic	2007	V8	6.0L
Sierra 3500 Classic	2007	V8	8.1L
Sierra 3500 HD	2007-10	V8	6.0L

**50501**

**Inlet A :** 10 Bolt Welded Flange  
**Box Size :** 22"L x 19"W x 8"H  
**Catalyst :** ECO GM

**Outlet A :** 3 Bolt Welded Flange  
**Weight :** 16 lbs.  
**Package Type :** Boxed



<-----20" O. A. L.----->

**CHEVROLET**

Malibu	2008-10	L4	2.4L
--------	---------	----	------

**PONTIAC**

G6	2008-10	L4	2.4L
----	---------	----	------

**SATURN**

Aura	2008-09	L4	2.4L
------	---------	----	------

**50502**

**Inlet A :** 3 Bolt Welded Flange  
**Inlet B :** 3 Bolt Loose Flange  
**Box Size :** 45"L x 15"W x 11"H  
**Package Type :** Boxed

**Outlet A :** 2 Bolt Welded Flange  
**Weight :** 30 lbs.  
**Catalyst :** ECO II



<-----60" O. A. L.----->

**CHEVROLET VAN**

Express 1500	2009-14	V6	4.3L
Express 1500	2009-14	V8	5.3L
Express 2500	2010-11	V8	4.8L
Express 2500	2010-11	V8	6.0L
Express 3500	2010-11	V8	4.8L
Express 3500	2010-11	V8	6.0L

**GMC VAN**

Savana 1500	2009-12	V6	4.3L
Savana 1500	2014	V6	4.3L
Savana 1500	2009-14	V8	5.3L
Savana 2500	2010-11	V8	4.8L

**50502 (CONT'D)**

**GMC VAN (CONT'D)**

Savana 2500	2010-11	V8	6.0L
Savana 3500	2010-11	V8	4.8L
Savana 3500	2010-11	V8	6.0L

**50503**

**Inlet A :** 4 Bolt Welded Flange  
**Box Size :** 19"L x 9"W x 5"H  
**Catalyst :** ECO GM

**Outlet A :** 2 Bolt Welded Flange  
**Weight :** 9 lbs.  
**Package Type :** Boxed



<-----19" O. A. L.----->

**CHEVROLET**

Impala	2012-13	V6	3.6L
Impala Limited	2014-16	V6	3.6L

**50504**

**Inlet A :** 4 Bolt Welded Flange  
**Box Size :** 19"L x 8"W x 5"H  
**Catalyst :** ECO GM

**Outlet A :** 2 Bolt Welded Flange  
**Weight :** 8 lbs.  
**Package Type :** Boxed



<-----15.5" O. A. L.----->

**CHEVROLET**

Impala	2012-13	V6	3.6L
Impala Limited	2014-16	V6	3.6L

**50505**

**Inlet A :** 3 Bolt Welded Flange  
**Inlet B :** 3 Bolt Loose Flange  
**Box Size :** 32"L x 21"W x 17"H  
**Package Type :** Unboxed

**Outlet A :** 2 Bolt Welded Flange  
**Weight :** 30 lbs.  
**Catalyst :** ECO GM



<-----56" O. A. L.----->

## 50505 (CONT'D)

### CHEVROLET TRUCK

Trailblazer EXT	2005	V8	5.3L
-----------------	------	----	------

### GMC TRUCK

Envoy XL	2005	V8	5.3L
Envoy XUV	2005	V8	5.3L

## 50506

**Inlet A** : 2 Bolt Welded Flange  
**Box Size** : 30"L x 9"W x 6"H  
**Catalyst** : ECO GM

**Outlet A** : 2 Bolt Welded Flange  
**Weight** : 9 lbs.  
**Package Type** : Boxed



-----22.8125" O. A. L.-----

### BUICK

Lucerne	2006-08	V6	3.8L
---------	---------	----	------

## 50507

**Inlet A** : 3 Bolt Welded Flange  
**Box Size** : 21"L x 19"W x 8"H  
**Catalyst** : ECO GM

**Outlet A** : 2 Bolt Welded Flange  
**Weight** : 13 lbs.  
**Package Type** : Boxed



-----25.75" O. A. L.-----

### CHEVROLET TRUCK

Equinox	2010-15	L4	2.4L
---------	---------	----	------

### GMC TRUCK

Terrain	2010-15	L4	2.4L
---------	---------	----	------

## 50508

**Inlet A** : 3 Bolt Welded Flange  
**Box Size** : 43"L x 10"W x 7"H  
**Catalyst** : Standard

**Outlet A** : 2.25" ID Pipe  
**Weight** : 11 lbs.  
**Package Type** : Boxed



-----38.75" O. A. L.-----

## 50508 (CONT'D)

### CHEVROLET TRUCK

Equinox	2010-15	L4	2.4L
---------	---------	----	------

### GMC TRUCK

Terrain	2010-15	L4	2.4L
---------	---------	----	------

## 50510

**Inlet A** : 3 Bolt Welded Flange  
**Box Size** : 62"L x 11"W x 7"H  
**Catalyst** : Standard

**Outlet A** : 2 Bolt Welded Flange  
**Weight** : 15 lbs.  
**Package Type** : Boxed



-----50.5" O. A. L.-----

### CHEVROLET

Cruze	2011-14	L4	1.4L
-------	---------	----	------

## 50511

**Inlet A** : 9 Bolt Welded Flange  
**Box Size** : 17.5"L x 14"W x 7.5"H  
**Package Type** : Boxed

**Outlet A** : 3 Bolt Welded Flange  
**Weight** : 13 lbs.  
**Catalyst** : ECO GM



-----20" O. A. L.-----

### CHEVROLET

Cruze	2011-15	L4	1.8L
Sonic	2012-17	L4	1.8L

### SATURN

Astra	2008-09	L4	1.8L
-------	---------	----	------

## 50512

**Inlet A** : 3 Bolt Welded Flange  
**Box Size** : 46"L x 15"W x 15"H  
**Catalyst** : ECO GM

**Outlet A** : 2.48" OD Pipe  
**Weight** : 18 lbs.  
**Package Type** : Boxed



-----45" O. A. L.-----

**50512 (CONT'D)**

**CHEVROLET TRUCK**

Colorado	2009-12	V8	5.3L
----------	---------	----	------

**GMC TRUCK**

Canyon	2009-12	V8	5.3L
--------	---------	----	------

**HUMMER TRUCK**

H3	2008-10	V8	5.3L
----	---------	----	------

**50513**

**Inlet A** : 3 Bolt Welded Flange  
**Box Size** : 36.5"L x 11.5"W x 36.5"H  
**Package Type** : Boxed

**Outlet A** : 2 Bolt Welded Flange  
**Weight** : 18 lbs.  
**Catalyst** : ECO GM



-----51.125" O. A. L. -----

**CHEVROLET TRUCK**

Colorado	2009-12	V8	5.3L
----------	---------	----	------

**GMC TRUCK**

Canyon	2009-12	V8	5.3L
--------	---------	----	------

**HUMMER TRUCK**

H3	2008-10	V8	5.3L
----	---------	----	------

**50514**

**Inlet A** : 3 Bolt Welded Flange  
**Box Size** : 10.125"L x 6.75"W x 32.75"H  
**Package Type** : Boxed

**Outlet A** : 2.22" ID Pipe  
**Weight** : 10 lbs.  
**Catalyst** : Standard



-----38.75" O. A. L. -----

**CHEVROLET TRUCK**

Equinox	2010-12	V6	3.0L
---------	---------	----	------

Equinox	2013-17	V6	3.6L
---------	---------	----	------

**GMC TRUCK**

Terrain	2010-12	V6	3.0L
---------	---------	----	------

Terrain	2013-17	V6	3.6L
---------	---------	----	------

**50515**

**Inlet A** : 2 Bolt Welded Flange  
**Box Size** : 31"L x 9"W x 6"H  
**Catalyst** : ECO GM

**Outlet A** : 2 Bolt Welded Flange  
**Weight** : 9 lbs.  
**Package Type** : Boxed



-----26" O. A. L. -----

**BUICK**

Lucerne	2009-11	V6	3.9L
---------	---------	----	------

**50517**

**Inlet A** : 4 Bolt Welded Flange  
**Box Size** : 15"L x 7"W x 6"H  
**Catalyst** : ECO GM

**Outlet A** : 2 Bolt Welded Flange  
**Weight** : 7 lbs.  
**Package Type** : Boxed



-----14" O. A. L. -----

**CHEVROLET TRUCK**

Equinox	2012	V6	3.0L
---------	------	----	------

Equinox	2013-17	V6	3.6L
---------	---------	----	------

**GMC TRUCK**

Terrain	2012	V6	3.0L
---------	------	----	------

Terrain	2013-17	V6	3.6L
---------	---------	----	------

**50518**

**Inlet A** : 2 Bolt Welded Flange  
**Box Size** : 42"L x 10"W x 7"H  
**Catalyst** : ECO GM

**Outlet A** : 2 Bolt Welded Flange  
**Weight** : 11 lbs.  
**Package Type** : Boxed



-----39" O. A. L. -----

**CHEVROLET**

Impala	2009-11	V6	3.5L
--------	---------	----	------

Impala	2009-11	V6	3.9L
--------	---------	----	------

**50519**

**Inlet A :** 3 Bolt Loose Flange  
**Inlet B :** 3 Bolt Loose Flange  
**Box Size :** 58"L x 28"W x 15"H  
**Catalyst :** ECO CARB

**Outlet A :** 2 Bolt Welded Flange  
**Outlet B :** 3" OD Pipe  
**Weight :** 31 lbs.  
**Package Type :** Unboxed



-----56.75" O. A. L.-----

**CHEVROLET MEDIUM/HEAVY TRUCK**

C4500 Kodiak	2003-09	V8	8.1L
C5500 Kodiak	2003-09	V8	8.1L

**GMC MEDIUM/HEAVY TRUCK**

C4500 Topkick	2003-09	V8	8.1L
C5500 Topkick	2003-09	V8	8.1L

**50520**

**Inlet A :** 2 Bolt Welded Flange  
**Inlet B :** 3" ID Pipe  
**Box Size :** 69"L x 14"W x 14"H  
**Package Type :** Unboxed

**Outlet A :** 3" Angled Tail Pipe  
**Weight :** 50 lbs.  
**Catalyst :** ECO CARB



-----67.5" O. A. L.-----

**CHEVROLET MEDIUM/HEAVY TRUCK**

C4500 Kodiak	2003-09	V8	8.1L
--------------	---------	----	------

**GMC MEDIUM/HEAVY TRUCK**

C4500 Topkick	2003-09	V8	8.1L
---------------	---------	----	------

**50521**

**Inlet A :** 2 Bolt Loose Flange  
**Box Size :** 46"L x 16"W x 16"H  
**Catalyst :** ECO GM

**Outlet A :** 2 Bolt Welded Flange  
**Weight :** 16 lbs.  
**Package Type :** Boxed



-----46.75" O. A. L.-----

**PONTIAC**

GTO	2005-06	V8	6.0L
-----	---------	----	------

**50522**

**Inlet A :** 2 Bolt Loose Flange  
**Box Size :** 37"L x 12"W x 7"H  
**Catalyst :** ECO GM

**Outlet A :** 2 Bolt Welded Flange  
**Weight :** 16 lbs.  
**Package Type :** Boxed



-----46.4375" O. A. L.-----

**PONTIAC**

GTO	2005-06	V8	6.0L
-----	---------	----	------

**50523**

**Inlet A :** 2 Bolt Welded Flange  
**Box Size :** 37"L x 12"W x 7"H  
**Catalyst :** ECO GM

**Outlet A :** 2 Bolt Welded Flange  
**Weight :** 18 lbs.  
**Package Type :** Boxed



-----57.5" O. A. L.-----

**BUICK VAN**

Terraza	2007	V6	3.9L
---------	------	----	------

**CHEVROLET VAN**

Uplander	2007-08	V6	3.9L
----------	---------	----	------

**SATURN VAN**

Relay	2007	V6	3.9L
-------	------	----	------

**50524**

**Inlet A :** 2 Bolt Welded Flange  
**Box Size :** 36"L x 12"W x 7"H  
**Catalyst :** ECO CARB

**Outlet A :** 2.475" OD Pipe  
**Weight :** 12 lbs.  
**Package Type :** Boxed



-----34" O. A. L.-----

**CHEVROLET**

Camaro	2010-11	V6	3.6L
--------	---------	----	------

**50525**

**Inlet A** : 2 Bolt Welded Flange  
**Box Size** : 37"L x 12"W x 7"H  
**Catalyst** : ECO CARB

**Outlet A** : 2.475" OD Pipe  
**Weight** : 13 lbs.  
**Package Type** : Boxed



-----34" O. A. L.-----

**CHEVROLET**

Camaro	2010-11	V6	3.6L
--------	---------	----	------

**50526**

**Inlet A** : 3 Bolt Welded Flange  
**Box Size** : 42"L x 10"W x 7"H  
**Catalyst** : Standard

**Outlet A** : 2 Bolt Welded Flange  
**Weight** : 12 lbs.  
**Package Type** : Boxed



-----38" O. A. L.-----

**BUICK**

Regal	2011	L4	2.0L
-------	------	----	------

**50528**

**Inlet A** : 3 Bolt Loose Flange  
**Inlet B** : 3 Bolt Loose Flange  
**Box Size** : 11"L x 26"W x 11"H

**Outlet A** : 2 Bolt Welded Flange  
**Weight** : 8 lbs.  
**Package Type** : Boxed



-----59.25" O. A. L.-----

**CHEVROLET TRUCK**

Blazer	2000	V6	4.3L
--------	------	----	------

**GMC TRUCK**

Jimmy	2000	V6	4.3L
-------	------	----	------

**OLDSMOBILE TRUCK**

Bravada	2000	V6	4.3L
---------	------	----	------

**50529**

**Inlet A** : 2 Bolt Welded Flange  
**Box Size** : 6"L x 9"W x 6"H  
**Package Type** : Boxed

**Outlet A** : 3" OD Pipe  
**Weight** : 7 lbs.



-----25" O. A. L.-----

**CHEVROLET TRUCK**

Silverado 2500 HD	2001-06	V8	6.0L
Silverado 2500 HD	2001-06	V8	8.1L
Silverado 2500 HD Classic	2007	V8	6.0L
Silverado 2500 HD Classic	2007	V8	8.1L
Silverado 3500	2004-06	V8	6.0L
Silverado 3500	2004-06	V8	8.1L
Silverado 3500 Classic	2007	V8	6.0L
Silverado 3500 Classic	2007	V8	8.1L


**GMC TRUCK**

Sierra 2500 HD	2001-06	V8	6.0L
Sierra 2500 HD	2001-06	V8	8.1L

**50530**

**Inlet A** : 3 Bolt Loose Flange  
**Inlet B** : 3 Bolt Loose Flange  
**Box Size** : 11"L x 26"W x 11"H

**Outlet A** : 2 Bolt Welded Flange  
**Weight** : 13 lbs.  
**Package Type** : Boxed



-----59.25" O. A. L.-----

**CHEVROLET TRUCK**

S10	2000	V6	4.3L
-----	------	----	------

**GMC TRUCK**


Sonoma	2000	V6	4.3L
--------	------	----	------



**50531**

**Inlet A** : 2 Bolt Welded Flange  
**Box Size** : 8"L x 10"W x 8"H  
**Package Type** : Boxed

**Outlet A** : 2 Bolt Welded Flange  
**Weight** : 14 lbs.



**BUICK**

LaCrosse	2008-09	V8	5.3L
----------	---------	----	------

**CHEVROLET**

Impala	2006-09	V8	5.3L
Monte Carlo	2006-07	V8	5.3L

**PONTIAC**

Grand Prix	2005-08	V8	5.3L
------------	---------	----	------

**50533 (CONT'D)**

**SATURN (CONT'D)**

SL1	2000-02	L4	1.9L
-----	---------	----	------

**50534**

**Inlet A** : 2 Bolt Welded Flange  
**Box Size** : 6"L x 7"W x 6"H  
**Package Type** : Boxed

**Outlet A** : 2.58" OD Pipe  
**Weight** : 13 lbs.



**CHEVROLET TRUCK**

Silverado 2500	1999-00	V8	6.0L
----------------	---------	----	------

**GMC TRUCK**

Sierra 2500	1999-00	V8	6.0L
-------------	---------	----	------

**50532**

**Inlet A** : 3 Bolt Loose Flange  
**Inlet B** : 3 Bolt Loose Flange  
**Box Size** : 11"L x 26"W x 11"H

**Outlet A** : 2 Bolt Welded Flange  
**Weight** : 11 lbs.  
**Package Type** : Boxed



**CHEVROLET TRUCK**

Blazer	2000	V6	4.3L
--------	------	----	------

**GMC TRUCK**

Jimmy	2000	V6	4.3L
-------	------	----	------

**50535**

**Inlet A** : 3 Bolt Loose Flange  
**Inlet B** : 3 Bolt Loose Flange  
**Box Size** : 13"L x 25"W x 13"H

**Outlet A** : 2 Bolt Welded Flange  
**Weight** : 12 lbs.  
**Package Type** : Boxed



**CHEVROLET TRUCK**

Blazer	2000	V6	4.3L
--------	------	----	------

**GMC TRUCK**

Jimmy	2000	V6	4.3L
-------	------	----	------

**50533**

**Inlet A** : 8 Bolt Welded Flange  
**Box Size** : 5"L x 17"W x 5"H  
**Package Type** : Boxed

**Outlet A** : 3 Bolt Welded Flange  
**Weight** : 9 lbs.



**SATURN**

SC1	2000-02	L4	1.9L
-----	---------	----	------

**50536**

**Inlet A** : 3 Bolt Loose Flange  
**Inlet B** : 3 Bolt Loose Flange  
**Box Size** : 16"L x 29"W x 16"H

**Outlet A** : 2 Bolt Welded Flange  
**Weight** : 7 lbs.  
**Package Type** : Unboxed



**50536 (CONT'D)**

**CHEVROLET VAN**

Express 1500 2002 V8 5.7L

**GMC VAN**

Savana 1500 2002 V8 5.7L

**50538**

**Inlet A :** 2 Bolt Welded Flange  
**Box Size :** 6"L x 9"W x 6"H  
**Package Type :** Boxed

**Outlet A :** 2.65" OD Pipe  
**Weight :** 19 lbs.



<-----23.75" O. A. L.----->

**GMC MEDIUM/HEAVY TRUCK**

C5500 Topkick 2005-08 V8 8.1L

**50539**

**Inlet A :** 3 Bolt Welded Flange  
**Box Size :** 5"L x 9"W x 5"H  
**Package Type :** Boxed

**Outlet A :** 2.85" OD Pipe  
**Weight :** 8 lbs.



<-----17" O. A. L.----->

**CHEVROLET TRUCK**

Suburban 2500 2000 V8 6.0L

**50540**

**Inlet A :** 2 Bolt Welded Flange  
**Box Size :** 10"L x 20"W x 10"H  
**Package Type :** Boxed

**Outlet A :** 2 Bolt Welded Flange  
**Weight :** 12 lbs.



<-----13.75" O. A. L.----->

**CHEVROLET**

Aveo 2009-11 L4 1.6L

Aveo5 2009-11 L4 1.6L

**50540 (CONT'D)**

**PONTIAC**

G3 2009-10 L4 1.6L

**50542**

**Inlet A :** 2 Bolt Welded Flange  
**Box Size :** 10"L x 20"W x 10"H  
**Package Type :** Boxed

**Outlet A :** 2.5" OD Pipe  
**Weight :** 25 lbs.



<-----19.75" O. A. L.----->

**CHEVROLET**

Impala 2012-13 V6 3.6L

**50543**

**Inlet A :** 2 Bolt Welded Flange  
**Box Size :** 7"L x 8"W x 7"H  
**Package Type :** Boxed

**Outlet A :** 2.4" OD Pipe  
**Weight :** 13 lbs.



<-----22.38" O. A. L.----->

**CHEVROLET TRUCK**

Suburban 2500 2001-02 V8 6.0L

**50544**

**Inlet A :** 3 Bolt Welded Flange  
**Box Size :** 62"L x 11"W x 7"H  
**Catalyst :** Standard

**Outlet A :** 2 Bolt Welded Flange  
**Weight :** 14 lbs.  
**Package Type :** Boxed



<-----52" O. A. L.----->

**CHEVROLET**

Cruze 2011-16 L4 1.8L

**50545**

**Inlet A** : 2 Bolt Welded Flange  
**Box Size** : 30"L x 9"W x 6"H  
**Catalyst** : Standard

**Outlet A** : 2 Bolt Welded Flange  
**Weight** : 7 lbs.  
**Package Type** : Boxed



-----19.5" O. A. L.-----

**CHEVROLET**

Sonic	2012-16	L4	1.4L
Sonic	2013-16	L4	1.8L

**50550**

**Inlet A** : 4 Bolt Welded Flange  
**Box Size** : 17"L x 7"W x 5"H  
**Catalyst** : ECO GM

**Outlet A** : 2 Bolt Welded Flange  
**Weight** : 6 lbs.  
**Package Type** : Boxed



-----13.125" O. A. L.-----

**CADILLAC**

XTS	2014-16	V6	3.6L
-----	---------	----	------

**CHEVROLET**

Impala	2014-16	V6	3.6L
--------	---------	----	------

**50548**

**Inlet A** : 2 Bolt Welded Flange  
**Box Size** : 19"L x 6.5"W x 4"H  
**Package Type** : Boxed

**Outlet A** : 2.5" OD Pipe  
**Weight** : 5 lbs.



-----18.5" O. A. L.-----

**BUICK**

Lucerne	2009-11	V6	3.9L
---------	---------	----	------

**50551**

**Inlet A** : 2 Bolt Welded Flange  
**Inlet B** : 2 Bolt Welded Flange  
**Box Size** : 62"L x 11"W x 7"H  
**Package Type** : Boxed

**Outlet A** : 2 Bolt Welded Flange  
**Weight** : 14 lbs.  
**Catalyst** : Standard



-----55.25" O. A. L.-----

**CHEVROLET**

Impala	2014-16	V6	3.6L
--------	---------	----	------

**50549**

**Inlet A** : 4 Bolt Welded Flange  
**Box Size** : 19"L x 9"W x 6"H  
**Catalyst** : ECO GM

**Outlet A** : 2 Bolt Welded Flange  
**Weight** : 10 lbs.  
**Package Type** : Boxed



-----16" O. A. L.-----

**CADILLAC**

XTS	2014-16	V6	3.6L
-----	---------	----	------

**CHEVROLET**

Impala	2014-16	V6	3.6L
--------	---------	----	------

**50552**

**Inlet A** : 4 Bolt Welded Flange  
**Inlet B** : 2 Bolt Welded Flange  
**Box Size** : 45"L x 26"W x 13"H  
**Package Type** : Boxed

**Outlet A** : 2 Bolt Welded Flange  
**Weight** : 22 lbs.  
**Catalyst** : ECO GM



-----44" O. A. L.-----

**CADILLAC TRUCK**

SRX	2010-11	V6	3.0L
-----	---------	----	------

**SAAB TRUCK**

9-4X	2011	V6	3.0L
------	------	----	------

**50553**

**Inlet A :** 4 Bolt Welded Flange  
**Box Size :** 15"L x 7"W x 5"H  
**Catalyst :** ECO GM

**Outlet A :** 2 Bolt Welded Flange  
**Weight :** 6 lbs.  
**Package Type :** Boxed



<-----13" O. A. L.----->

**CADILLAC TRUCK**

SRX 2010-11 V6 3.0L

**SAAB TRUCK**

9-4X 2011 V6 3.0L

**50554**

**Inlet A :** 4 Bolt Welded Flange  
**Box Size :** 31"L x 9"W x 6"H  
**Catalyst :** ECO GM

**Outlet A :** 2 Bolt Welded Flange  
**Weight :** 10 lbs.  
**Package Type :** Boxed



<-----25" O. A. L.----->

**CADILLAC**

CTS 2010-11 V6 3.0L

**50555**

**Inlet A :** 4 Bolt Welded Flange  
**Box Size :** 31"L x 9"W x 6"H  
**Catalyst :** ECO GM

**Outlet A :** 2 Bolt Welded Flange  
**Weight :** 11 lbs.  
**Package Type :** Boxed



<-----27.1875" O. A. L.----->

**CADILLAC**

CTS 2010-11 V6 3.0L

**50556**

**Inlet A :** 3 Bolt Welded Flange  
**Box Size :** 44"L x 22"W x 11"H  
**Catalyst :** ECO GM

**Outlet A :** 2 Bolt Welded Flange  
**Weight :** 7 lbs.  
**Package Type :** Boxed



<-----39" O. A. L.----->

**SATURN TRUCK**

Vue 2008-10 V6 3.5L

**50557**

**Inlet A :** 3 Bolt Welded Flange  
**Box Size :** 18"L x 14"W x 10"H  
**Catalyst :** ECO GM

**Outlet A :** 2 Bolt Welded Flange  
**Weight :** 10 lbs.  
**Package Type :** Boxed



<-----21" O. A. L.----->

**SATURN TRUCK**

Vue 2008-10 V6 3.5L

**50558**

**Inlet A :** 2 Bolt Welded Flange  
**Box Size :** 37"L x 12"W x 7"H  
**Catalyst :** ECO GM

**Outlet A :** 2 Bolt Welded Flange  
**Weight :** 11 lbs.  
**Package Type :** Boxed



<-----33" O. A. L.----->

**BUICK**

LaCrosse 2005-08 V6 3.6L

**649001**

**Inlet A** : 7 Bolt Welded Flange  
**Box Size** : 38"L x 13"W x 13"H  
**Package Type** : Boxed

**Outlet A** : 3.50" ID Pipe  
**Weight** : 40 lbs.



←-----31.5" O. A. L. ----->

**FORD MEDIUM/HEAVY TRUCK**

F-450 Super Duty	2008-10	V8	6.4L
------------------	---------	----	------

**FORD TRUCK**

F-250 Super Duty	2008-10	V8	6.4L
F-350 Super Duty	2008-10	V8	6.4L

**649002**

**Inlet A** : 3 Bolt Welded Flange  
**Box Size** : 38"L x 13"W x 13"H  
**Package Type** : Boxed

**Outlet A** : 4.00" ID Pipe  
**Weight** : 40 lbs.



←-----34.13" O. A. L. ----->

**DODGE TRUCK**

Ram 2500	2007-10	L6	6.7L
Ram 3500	2007-08	L6	6.7L

**RAM TRUCK**

2500	2011-12	L6	6.7L
------	---------	----	------

**649003**

**Inlet A** : 3 Bolt Welded Flange  
**Box Size** : 38"L x 13"W x 13"H  
**Package Type** : Boxed

**Outlet A** : 4.00" ID Pipe  
**Weight** : 40 lbs.



←-----34.13" O. A. L. ----->

**DODGE TRUCK**

Ram 3500	2009-10	L6	6.7L
----------	---------	----	------

**649003 (CONT'D)**

**RAM TRUCK**

3500	2011-12	L6	6.7L
------	---------	----	------

**649004**

**Inlet A** : 4 Bolt Welded Flange  
**Box Size** : 52.0"L x 13.0"W x 15.0"H

**Outlet A** : 3 Bolt Welded Flange  
**Weight** : 46.0 lbs.  
**Package Type** : Boxed



←-----49.5" O. A. L. ----->

**CHEVROLET TRUCK**

Silverado 2500 HD	2007-09	V8	6.6L
-------------------	---------	----	------

**GMC TRUCK**

Sierra 2500 HD	2007-09	V8	6.6L
----------------	---------	----	------

**649005**

**Inlet A** : 2.75" OD Flare  
**Box Size** : 38"L x 13.5"W x 13"H

**Outlet A** : 2.25" ID Pipe  
**Weight** : 33 lbs.  
**Package Type** : Boxed



←-----28" O. A. L. ----->

**DODGE VAN**

Sprinter 2500	2007-09	V6	3.0L
Sprinter 3500	2007-09	V6	3.0L

**FREIGHTLINER VAN**

Sprinter 2500	2007-09	V6	3.0L
Sprinter 3500	2007-09	V6	3.0L

**MERCEDES-BENZ VAN**

Sprinter 2500	2010-13	V6	3.0L
Sprinter 3500	2010-13	V6	3.0L

**649006**

**Inlet A** : 4 Bolt Welded Flange  
**Box Size** : 38"L x 13"W x 13"H  
**Package Type** : Boxed

**Outlet A** : 4 Bolt Welded Flange  
**Weight** : 40 lbs.



-----36.5" O. A. L.----->

**CHEVROLET VAN**

Express 3500	2008-10	V8	6.6L
--------------	---------	----	------

**GMC VAN**

Savana 3500	2008-10	V8	6.6L
-------------	---------	----	------

**649007**

**Inlet A** : 7 Bolt Welded Flange  
**Box Size** : 38"L x 13"W x 13"H  
**Package Type** : Boxed

**Outlet A** : 3.50" ID Pipe  
**Weight** : 40 lbs.



-----31.5" O. A. L.----->

**FORD TRUCK**

F-350 Super Duty	2008-10	V8	6.4L
------------------	---------	----	------

**BUYERS GUIDE**