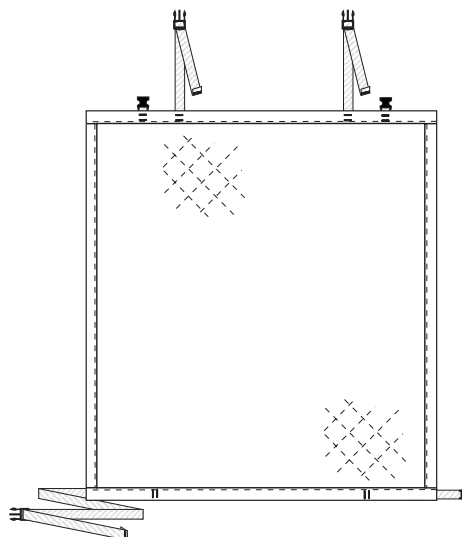


Instructions: Rear Seat Protector



Contents:



MACHINE
WASH COLD



NO BLEACH



LINE DRY



DO NOT IRON



MILD SOAP



DO NOT PACK
WET



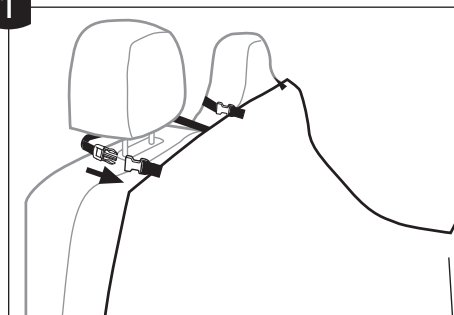
NOT
WATERPROOF



NO TOOLS
REQUIRED

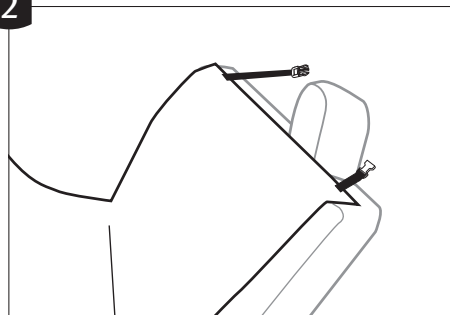
INSTALLATION

1

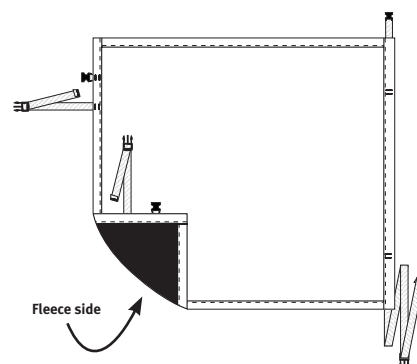


Attach straps around front seat headrests

2



Attach buckles around rear seat headrests



For maximum protection against mud and water put the fleece side down against the seat

