

# T R U C K



**2020** TRUCK ACCESSORIES



Bestop® has been a leader in Jeep® and Truck accessories for more than 65 years. Our selection of products for Trucks and SUVs comes from years of creating specialty products for outdoor adventures with your vehicle.

Our Truck products feature the same engineering, quality control, fit, and finish that has established Bestop as the sole supplier of factory soft tops for Jeep since 1986. We are proud to say all of our Bestop-branded replacement soft tops, including Supertop® for Truck, are designed and manufactured in North America.



## TABLE OF CONTENTS

<b>ALL-NEW</b> Supertop® for Truck 2 .....	4
Supertop® for Truck.....	6
EZ Fold™ Soft Tonneau.....	8
ZipRail™ Soft Tonneau .....	10
EZ Roll™ Soft Tonneau.....	12
Powerboard® & Powerboard® NX .....	14
Trekstep® .....	16
Bestop Product Care.....	18
Bestop Jobber Network.....	19

## SUPERTOP® FOR TRUCK 2



Tailgate opens with window installed



Easily adapts to oversized cargo

YEARS	MAKE	MODEL	PART #	COLOR
99-18	Chevy/GMC	Silverado/Sierra 1500/2500/3500 HD, Crew Cab/Double Cab (6.5 ft. bed) <i>Coming Soon</i>	<b>77303</b>	35
04-18	Chevy/GMC	Silverado/Sierra 1500, Crew Cab (5.5 ft. bed) <i>Coming Soon</i>	<b>77310</b>	35
99-18	Chevy/GMC	Silverado/Sierra 1500/2500/3500 HD, Crew Cab/Double Cab (8 ft. bed) <i>Coming Soon</i>	<b>77315</b>	35
19-Current	Chevy/GMC	Silverado/Sierra 1500, Crew Cab (5.8 ft. bed)	<b>77318</b>	35
19-Current	Chevy/GMC	Silverado/Sierra 1500/2500/3500 HD, Crew Cab/Double Cab (6.5 ft. bed)	<b>77319</b>	35
19-Current	Chevy/GMC	Silverado/Sierra 1500/2500/3500 HD, Crew Cab/Double Cab (8 ft. bed) <i>Coming Soon</i>	<b>77320</b>	35
15-19	Chevy/GMC	Colorado/Canyon (6 ft. bed)	<b>77322</b>	35
15-19	Chevy/GMC	Colorado/Canyon (5 ft. bed)	<b>77323</b>	35
02-18	Dodge	Ram 1500/2500/3500 Reg/Quad/Mega Cab (6.5 ft. bed) except RamBox <i>Coming Soon</i>	<b>77304</b>	35
94-18	Dodge	Ram 2500/3500 Reg/Quad/Mega Cab (8' ft. bed) except RamBox <i>Coming Soon</i>	<b>77317</b>	35
19-Current	Dodge	Ram 1500 Crew/Quad Cab (5.7 ft. bed) <i>Coming Soon</i>	<b>77327</b>	35
19-Current	Dodge	Ram 1500/2500/3500 Reg/Quad/Mega Cab (6.4 ft. bed) except RamBox <i>Coming Soon</i>	<b>77328</b>	35
19-Current	Dodge	Ram 2500/3500 Reg/Quad/Mega Cab (8 ft. bed) except RamBox <i>Coming Soon</i>	<b>77329</b>	35
09-18	Dodge	Ram 1500 Crew/Quad Cab (5.7 ft. bed) <i>Coming Soon</i>	<b>77333</b>	35
04-19	Ford	F-150 Reg/SuperCab/SuperCrew (6.5 ft. bed) <i>Coming Soon</i>	<b>77336</b>	35
99-16	Ford	F-250/F-350 Super Duty (6.75 ft. bed) <i>Coming Soon</i>	<b>77307</b>	35
04-19	Ford	F-150 Reg/SuperCab/SuperCrew (5.5 ft. bed) <i>Coming Soon</i>	<b>77309</b>	35
99-19	Ford	F-150 Reg/SuperCab/SuperCrew (8 ft. bed) <i>Coming Soon</i>	<b>77315</b>	35
99-16	Ford	F-250/F-350 Super Duty (8 ft. bed) <i>Coming Soon</i>	<b>77317</b>	35
19-Current	Ford	Ranger SuperCab/SuperCrew (6 ft. bed) <i>Coming Soon</i>	<b>77331</b>	35
19-Current	Ford	Ranger SuperCab/SuperCrew (5 ft. bed) <i>Coming Soon</i>	<b>77332</b>	35
17-Current	Ford	F-250/F-350 Super Duty (6.75 ft. bed) <i>Coming Soon</i>	<b>77334</b>	35
17-Current	Ford	F-250/F-350 Super Duty (8 ft. bed) <i>Coming Soon</i>	<b>77335</b>	35
19-Current	Jeep	JT Wrangler <i>Coming Soon</i>	<b>77326</b>	35
19-Current	Jeep	JT Wrangler Acrylic <i>Coming Soon</i>	<b>77326</b>	35
05-14	Lincoln	Mark LT 4-Dr. (5.5 ft. bed) <i>Coming Soon</i>	<b>77309</b>	35
04-19	Nissan	Titan King Cab (without Utili-Track) (6.5 ft. bed) <i>Coming Soon</i>	<b>77313</b>	35
04-19	Nissan	Titan Crew Cab (without Utili-Track) (5.5 ft. bed) <i>Coming Soon</i>	<b>77309</b>	35
04-19	Toyota	Tacoma (reg/ext/double cab) (6 ft. bed)	<b>77301</b>	35
04-19	Toyota	Tacoma Double Cab 4-Dr, (5 ft. bed)	<b>77308</b>	35
07-19	Toyota	Tundra Crewmax (5.5 ft. bed) <i>Coming Soon</i>	<b>77324</b>	35
07-19	Toyota	Tundra Double Cab (6.5 ft. bed) <i>Coming Soon</i>	<b>77325</b>	35
04-14	Ford/Chevy/Mazda	Ranger/Sonoma/B-Series (6 ft. bed) <i>Coming Soon</i>	<b>77302</b>	35

Colors: 35-Black Diamond

# ALL-NEW SUPERTOP® FOR TRUCK 2



*Removed windows*



*Folded down in truck bed*

## ALL-NEW SUPERTOP® FOR TRUCK 2

**LIMITED  
5 YEAR  
WARRANTY**

- The ultimate in flexible storage and coverage for truck beds
- One person can install and remove Supertop™ for Truck 2 with the smooth folding operation
- Integrated boot protects fabric when not in use
- Removable fabric side panels
- Side panels, rear window, and tailgate bar can also be stored in fabric boot
- No-drill installation
- Quick bow release for easy removal
- Front retainer bar provides better and tighter fit behind cab
- Fully-taped seams keep water out
- ⚠️ California Proposition 65 Warning: Cancer and Reproductive Harm.

# SUPERTOP® FOR TRUCK



Toyota® Tacoma application



Chevy® application

YEARS	MODEL	DETAILS	PART #	COLOR
99-17	Chevy	Silverado 1500/1500HD/2500/2500HD/3500 (6.5 ft. bed)	<b>76303</b>	35
99-17	Chevy	Silverado (8 ft. bed)	<b>76315</b>	35
04-17	Chevy	Silverado Crew Cab (5.5 ft. bed)	<b>76310</b>	35
94-03	Chevy	S-10 (6 ft. bed)	<b>76302</b>	35
02-17	Dodge	Ram 2500 Reg/Quad/Mega Cab (6.5 ft. bed) except RamBox	<b>76304</b>	35
00-17	Dodge	Ram 2500/3500 (8 ft. bed) except RamBox	<b>76317</b>	35
04-17	Ford	F-150, Reg/Super Cab (6.5 ft. bed)	<b>76305</b>	35
04-17	Ford	F-150, Reg/Super Cab (5.5 ft. bed)	<b>76309</b>	35
87-96	Ford	F-150 (8 ft. bed)	<b>76315</b>	35
87-98	Ford	F-250/F-350 (8 ft. bed)	<b>76315</b>	35
99-16	Ford	F-250/F-350 Super Duty (6.75 ft. bed)	<b>76307</b>	35
99-16	Ford	F-250/F-350 Super Duty (8 ft. bed)	<b>76317</b>	35
83-11	Ford	Ranger (6 ft. bed)	<b>76302</b>	35
99-17	GMC	Sierra (6.5 ft. bed)	<b>76303</b>	35
04-17	GMC	Sierra Crew Cab (5.5 ft. bed)	<b>76310</b>	35
99-17	GMC	Sierra (8 ft. bed)	<b>76315</b>	35
94-03	GMC	Sonoma (6 ft. bed)	<b>76302</b>	35
05-14	Lincoln	Mark LT 4-Dr. (5.5 ft. bed)	<b>76309</b>	35
94-06	Mazda	B-Series (6 ft. bed)	<b>76302</b>	35
04-18	Nissan	Titan King Cab without Utili-Track (6.5 ft. bed)	<b>76305</b>	35
04-18	Nissan	Titan Crew Cab without Utili-Track (5.5 ft. bed)	<b>76309</b>	35
05-19	Toyota	Tacoma Reg/Extd/Double Cab (6 ft. bed)	<b>76301</b>	35
89-04	Toyota	Tacoma/SR5 (6 ft. bed)	<b>76306</b>	35
05-19	Toyota	Tacoma Double Cab 4-Dr (5 ft. bed)	<b>76308</b>	35

YEARS	TINTED SIDE WINDOW REPLACEMENT KITS FOR SUPERTOP FOR TRUCK	PART #	COLOR
All	76301, 76302, 76303, 76304, 76305, 76306 *	<b>76320</b>	35
All	76307 *	<b>76322</b>	35
All	76308, 76309, 76310 *	<b>76324</b>	35
All	76313 *	<b>76326</b>	35
All	76317 *	<b>76328</b>	35

# SUPERTOP® FOR TRUCK



*Folded-in truck bed*



*Removed windows*



*Tinted windows*

## SUPERTOP® FOR TRUCK

**LIMITED  
5 YEAR  
WARRANTY**

- Great for fifth wheel and bed-mounted hitches
- Made of heavy-duty, diamond-point grain, UV-protected mildew-resistant fabric
- Includes the top fabric, tinted windows, rails, and hardware for complete installation
- Available for mid-size and full-size truck bed applications
- Folds forward for full bed access
- Replacement side window kits available
- No-drill, four-clamp installation
- Quick bow release for easy removal
- Side and rear windows can be conveniently removed
- Industrial-strength thread provides durable soft top construction
- Fully-taped seams keep water out
- OEM-quality, molded tooth zippers allow easy window installation and removal

 California Proposition 65 Warning: Cancer and Reproductive Harm.



**TRIFOLD SOFT TONNEAU**

YEAR	MODEL	DETAILS	BED LENGTH	PART #
94-03	Chevy/GMC	S-Series Fleetside	6'	<b>16019-01</b>
04-12	Chevy/GMC	Colorado/Canyon	5'	<b>16151-01</b>
04-12	Chevy/GMC	Colorado/Canyon	6'	<b>16152-01</b>
15-19	Chevy/GMC	Colorado/ Canyon	5.2'	<b>16219-01</b>
15-19	Chevy/GMC	Colorado/ Canyon	6.2'	<b>16220-01</b>
88-99	Chevy/GMC	C/K Pickup Fleetside; except new body style	6.5'	<b>16005-01</b>
99-07	Chevy/GMC	Silverado/Sierra 1500, 2007 Classic style only	8'	<b>16204-01</b>
99-07	Chevy/GMC	Silverado/Sierra1500, Fleetside; 2007 Classic style only	6.5'	<b>16205-01</b>
04-07	Chevy/GMC	Silverado/Sierra Crew Cab; 2007 Classic style only	5.8'	<b>16209-01</b>
07-13	Chevy/GMC	Silverado/Sierra 1500; won't fit Classic body style; without bed management system	8'	<b>16210-01</b>
07-13	Chevy/GMC	Silverado/Sierra 1500; won't fit Classic body style; without bed management system	6.5'	<b>16211-01</b>
07-13	Chevy/GMC	Silverado/Sierra 1500; Crew Cab; won't fit Classic body style; without bed management	5.8'	<b>16212-01</b>
14-18	Chevy/GMC	Silverado/Sierra 1500	5.8'	<b>16216-01</b>
14-18	Chevy/GMC	Silverado/Sierra 1500	6.5'	<b>16217-01</b>
15-18	Chevy/GMC	Silverado/Sierra 1500/2500/3500	6.5'	<b>16217-01</b>
14-18	Chevy/GMC	Silverado/Sierra 1500/2500/3500	8'	<b>16218-01</b>
15-18	Chevy/GMC	Silverado/Sierra 3500 Dually	8'	<b>16218-01</b>
19-Current	GMC	Silverado/Sierra 1500	5.8'	<b>16224-01</b>
19-Current	GMC	Silverado/Sierra 1500/2500/3500	6.5'	<b>16225-01</b>
19-Current	GMC	Silverado/Sierra 1500/2500/3500	8'	<b>16226-01</b>
87-04	Dodge	Dakota Quad Cab	6.5'	<b>16061-01</b>
00-04	Dodge	Dakota	5.3'	<b>16062-01</b>
05-10	Dodge	Dakota without Utility Rail system	6.5'	<b>16063-01</b>
02-08	Dodge	Ram 1500 without Tailgate Spoiler	6.3'	<b>16238-01</b>
08-09	Dodge	Ram 2500/3500; without Tailgate Spoiler	6.3'	<b>16238-01</b>
02-08	Dodge	2500/3500; with Tailgate Spoiler	6.3'	<b>16239-01</b>
08-09	Dodge	Ram 1500; with Tailgate Spoiler	6.3'	<b>16239-01</b>
09-18	Dodge/Ram	Ram 1500, 10-14 2500/3500; except RamBox	6.3'	<b>16240-01</b>
09-18	Dodge/Ram	Ram 1500; except RamBox	5.5'	<b>16241-01</b>
82-11	Ford	Ranger Pickup; Styleside	6'	<b>16030-01</b>
93-11	Ford	Ranger Splash; Flareside	6'	<b>16125-01</b>
97-03	Ford	F-150, 04-04 F-150 Heritage	6.5'	<b>16110-01</b>
04-19	Ford	F-150 Styleside; except '04 Heritage model	6.5'	<b>16111-01</b>
04-19	Ford	F-150 Styleside	5.5'	<b>16113-01</b>
99-16	Ford	F-250/F-350	8'	<b>16135-01</b>
99-16	Ford	F-250/F-350	6.8'	<b>16140-01</b>
17-19	Ford	F-250/F-350	6.8'	<b>16222-01</b>
17-19	Ford	F-250/F-350	8'	<b>16223-01</b>
19-Current	Ford	Ranger	5'	<b>16232-01</b>
19-Current	Ford	Ranger	6'	<b>16233-01</b>
19-Current	Jeep	JT	5'	<b>16230-01</b>
19-Current	Jeep	JTtwill	5'	<b>16231-17</b>
94-09	Mazda	B-series Pickup Styleside	6'	<b>16030-01</b>
05-19	Nissan	Frontier Crew Cab	4.7'	<b>16146-01</b>
05-19	Nissan	Frontier King Cab/Crew Cab	6'	<b>16147-01</b>
04-19	Nissan	Titan King Cab	6.5'	<b>16170-01</b>
04-19	Nissan	Titan Crew Cab; without Utility Rail system	5.5'	<b>16175-01</b>
19-Current	Ram	Ram 1500; except RamBox	5.7'	<b>16227-01</b>
19-Current	Ram	Ram 1500/2500/3500; except RamBox	6.5'	<b>16228-01</b>
19-Current	Ram	Ram 1500/2500/3500	8'	<b>16229-01</b>
95-04	Toyota	Tacoma	6'	<b>16024-01</b>
05-15	Toyota	Tacoma	5'	<b>16108-01</b>
05-15	Toyota	Tacoma	6'	<b>16109-01</b>
07-18	Toyota	Tundra without Deck Rails	6.5'	<b>16181-01</b>
07-18	Toyota	Tundra without Deck Rails	5.5'	<b>16182-01</b>



# EZ FOLD™ SOFT TONNEAU



*Easiest and fastest tonneau to install*



Heavy-duty adjustable clamps secure tonneau to truck bed



Folded and secured in back of cab, the EZ Fold™ allows for nearly full bed use

## EZ FOLD™ TRIFOLD SOFT TONNEAU



- Built-in boxed aluminum frame provides superior strength, quick folding, and does not require any rail installation
- OEM-quality, heavy-duty adjustable clamps secure or release with one-hand operation
- Durable leather-grain, stretch- and shrink-resistant textured vinyl, withstands all climates, mildew- and UV-resistant
- Reinforced corner construction for additional strength and stability
- Integrated buckle straps secure folded tonneau to truck bed
- Easy to install and remove, even in extreme weather

⚠ California Proposition 65 Warning: Cancer and Reproductive Harm.

# TONNEAUS



## SOFT TONNEAU

YEAR	MODEL	DETAILS	BED LENGTH	PART #
88-99	Chevy/GMC	C/K Pickup Fleetside; except new body style	6.5'	18005-01
88-99	Chevy/GMC	C/K Pickup Sportside; except new body style	6.5'	18006-01
94-03	Chevy/GMC	S-Series Fleetside	6'	18019-01
94-03	Chevy/GMC	S-Series Fleetside	7'	18021-01
04-12	Chevy/GMC	Colorado/Canyon	5'	18151-01
04-12	Chevy/GMC	Colorado/Canyon	6'	18152-01
15-19	Chevy/GMC	Colorado/Canyon	5.2'	18219-01
15-19	Chevy/GMC	Colorado/Canyon	6.2'	18220-01
99-07	Chevy/GMC	Silverado/Sierra 1500; 2007 Classic style only	8'	18204-01
99-07	Chevy/GMC	Silverado/Sierra1500, Fleetside 2007 ('07 Classic style)	6.5'	18205-01
00-05	Chevy/GMC	Silverado/Sierra 1500, Sportside ('07 Classic style)	6.5'	18206-01
04-07	Chevy/GMC	Silverado/Sierra Crew Cab; 2007 Classic style only	5.8'	18209-01
07-13	Chevy/GMC	Silverado/Sierra 1500; won't fit Classic body style; without bed management system	8'	18210-01
07-13	Chevy/GMC	Silverado/Sierra 1500; won't fit Classic body style; without bed management system	6.5'	18211-01
14-18	Chevy/GMC	Silverado/Sierra 1500	5.8'	18216-01
15-18	Chevy/GMC	Silverado/Sierra 1500/2500/3500	5.8'	18216-01
14-18	Chevy/GMC	Silverado/Sierra 1500	6.5'	18217-01
14-18	Chevy/GMC	Silverado/Sierra 1500/2500/3500	8'	18218-01
15-18	Chevy/GMC	Silverado/Sierra 3500 Dually	8'	18218-01
94-01	Dodge	Ram 1500	6.5'	18038-01
87-04	Dodge	Dakota Quad Cab	6.5'	18061-01
00-04	Dodge	Dakota	5.3'	18062-01
02-08	Dodge/Ram	Ram 1500; without Tailgate Spoiler	8'	18235-01
08-09	Dodge/Ram	Ram 2500/3500; without Tailgate Spoiler	8'	18235-01
02-08	Dodge/Ram	Ram 1500; without Tailgate Spoiler	6.3'	18238-01
08-09	Dodge/Ram	Ram 2500/3500; without Tailgate Spoiler	6.3'	18238-01
02-08	Dodge/Ram	Ram 1500, 08-09 2500/3500; with Tailgate Spoiler	6.3'	18239-01
09-18	Dodge/Ram	Ram 1500, 10-14 2500/3500; except RamBox	6.3'	18240-01
09-18	Dodge/Ram	Ram 1500; except RamBox	5.5'	18241-01
00-03	Ford	F-150 Super Crew	5'	18155-01
80-96	Ford	F-150 & F-250 Light Duty	6.5'	18016-01
80-96	Ford	F-150, F-250, F-350	8'	18017-01
82-11	Ford	Ranger Pickup Styleside	6'	18030-01
93-11	Ford	Ranger Splash Flareside	6'	18125-01
97-03	Ford	F-150, 04-04 F-150 Heritage	6.5'	18110-01
04-19	Ford	F-150 Styleside; except '04 Heritage model	6.5'	18111-01
04-19	Ford	F-150 except '04 Heritage model	8'	18112-01
04-19	Ford	F-150 Styleside	5.5'	18113-01
99-16	Ford	F-250/F-350	8'	18135-01
99-16	Ford	F-250/F-350	6.8'	18140-01
17	Ford	F-250/F-350	6.8'	18222-01
17	Ford	F-250/F-350	8'	18223-01
94-09	Mazda	B-series Pickup, Styleside	6'	18030-01
99-04	Nissan	Frontier Crew Cab	4.5'	18145-01
04-19	Nissan	Titan King Cab; with/without Utility Rails	6.5'	18170-01
04-19	Nissan	Titan Crew Cab; with/without Utility Rails	5.5'	18175-01
05-19	Nissan	Frontier Double Cab; with/without Utility Rails	4.9'	18146-01
05-19	Nissan	Frontier King Cab/Crew Cab; with/without Utility Rails	6'	18147-01
95-04	Toyota	Tacoma	6'	18024-01
00-06	Toyota	Tundra	8'	18100-01
01-06	Toyota	Tundra Access Cab; except 2003-2006 Stepside	6'	18103-01
01-04	Toyota	Tacoma Double Cab	5'	18104-01
05-19	Toyota	Tacoma	5'	18108-01
05-19	Toyota	Tacoma	6'	18109-01
03-06	Toyota	Tundra; including 93-98 T-100	6'	18105-01
00-06	Toyota	Tundra Double Cab	6'	18107-01
07-19	Toyota	Tundra; with/without Deck Rails	6.5'	18181-01
07-19	Toyota	Tundra; with/without Deck Rails	5.5'	18182-01

# ZIPRAIL™ SOFT TONNEAU



## ZIPRAIL™ SOFT TONNEAU

**LIMITED  
LIFETIME  
WARRANTY**

- Tough, premium grade leather-grain, vinyl-coated polyester withstands any climate or weather. Also mildew- and UV-resistant
- Helps protect cargo in bed of truck
- The proven Belt-Rail™ attachment system attaches the tonneau cover securely and quickly to the truck bed
- Peel-back, non-snap closure featuring quick release tabs makes for fast and easy open and close
- 30-minute no-drill installation
- Integrated bow system reduces installation time
- Reduces drag to help improve gas mileage

⚠ California Proposition 65 Warning: Cancer and Reproductive Harm.



Fully-integrated bow system for smoother profile and easier install



No-drill installation clamps secure frame rail assembly to bed



ZipRail™ attaches to truck bed by tucking fabric into the Belt-Rail™ attachment system. Pull tabs at both rear corners for convenient operation



**SOFT TONNEAU**

YEAR	MODEL	DETAILS	BED LENGTH	PART #
88-99	Chevy/GMC	C/K Pickup Fleetside; except new body style	6.5'	<b>19005-01</b>
94-03	Chevy/GMC	S-Series Fleetside	6'	<b>19019-01</b>
04-12	Chevy/GMC	Colorado/Canyon	5'	<b>19151-01</b>
04-12	Chevy/GMC	Colorado/Canyon	6'	<b>19152-01</b>
15-19	Chevy/GMC	Colorado/ Canyon	5.2'	<b>19219-01</b>
15-19	Chevy/GMC	Colorado/ Canyon	6.2'	<b>19220-01</b>
99-07	Chevy/GMC	Silverado/Sierra 1500, 2007 Classic style only	8'	<b>19204-01</b>
99-07	Chevy/GMC	Silverado/Sierra 1500, Fleetside; (2007 Classic style only)	6.5'	<b>19205-01</b>
04-07	Chevy/GMC	Silverado/Sierra Crew Cab; (2007 Classic style only)	5.8'	<b>19209-01</b>
07-13	Chevy/GMC	Silverado/Sierra 1500; won't fit Classic body style; without bed management system	8'	<b>19210-01</b>
07-13	Chevy/GMC	Silverado/Sierra 1500; won't fit Classic body style; without bed management system	6.5'	<b>19211-01</b>
07-13	Chevy/GMC	Silverado/Sierra 1500; Crew Cab; won't fit Classic body style; without bed management	5.8'	<b>19212-01</b>
14-18	Chevy/GMC	Silverado/Sierra 1500	5.8'	<b>19216-01</b>
14-18	Chevy/GMC	Silverado/Sierra 1500	6.5'	<b>19217-01</b>
13-18	Chevy/GMC	Silverado/Sierra 1500/2500/3500	6.5'	<b>19217-01</b>
14-18	Chevy/GMC	Silverado/Sierra 1500/2500/3500	8'	<b>19218-01</b>
15-18	Chevy/GMC	Silverado/Sierra 3500 Dually	8'	<b>19218-01</b>
19-Current	GMC	Silverado/Sierra 1500	5.8'	<b>19224-01</b>
19-Current	GMC	Silverado/Sierra 1500/2500/3500	6.5'	<b>19225-01</b>
19-Current	GMC	Silverado/Sierra 1500/2500/3500	8'	<b>19226-01</b>
87-04	Dodge	Dakota Quad Cab	6.5'	<b>19061-01</b>
00-04	Dodge	Dakota	5.3'	<b>19062-01</b>
02-08	Dodge	Ram 1500; without Tailgate Spoiler	6.3'	<b>19238-01</b>
08-09	Dodge	Ram 2500/3500; without Tailgate Spoiler	6.3'	<b>19238-01</b>
02-08	Dodge	Ram 1500, 08-09 2500/3500; with Tailgate Spoiler	6.3'	<b>19239-01</b>
09-18	Dodge/Ram	Ram 1500, 10-14 2500/3500; excluding RamBox	6.3'	<b>19240-01</b>
09-18	Dodge/Ram	Ram 1500; except RamBox	5.5'	<b>19241-01</b>
82-11	Ford	Ranger Pickup Styleside	6'	<b>19030-01</b>
93-11	Ford	Ranger Splash Flareside	6'	<b>19125-01</b>
97-03	Ford	F-150, 04-04 F-150 Heritage	6.5'	<b>19110-01</b>
04-14	Ford	F-150 Styleside; except Heritage model	6.5'	<b>19111-01</b>
04-14	Ford	F-150 Crew/Super Cab; Styleside; except Heritage model	5.5'	<b>19113-01</b>
99-16	Ford	F-250/F-350	8'	<b>19135-01</b>
99-16	Ford	F-250/F-350	6.8'	<b>19140-01</b>
09-19	Ford	F-150 Styleside	6.5'	<b>19245-01</b>
09-19	Ford	F-150 Styleside	5.5'	<b>19246-01</b>
17-Current	Ford	F250/350	6.8	<b>19222-01</b>
17-Current	Ford	F250/350	8'	<b>19223-01</b>
19-Current	Ford	Ranger	5'	<b>19232-01</b>
19-Current	Ford	Ranger	6'	<b>19233-01</b>
19-Current	Jeep	JT	5'	<b>19230-01</b>
19-Current	Jeep	JTTwill	5'	<b>19231-17</b>
94-09	Mazda	B-series Pickup Styleside	6'	<b>19030-01</b>
05-19	Nissan	Frontier Double Cab; with/without Utility Rails	4.9'	<b>19146-01</b>
05-19	Nissan	Frontier King Cab/Crew Cab; with/without Utility Rails	6'	<b>19147-01</b>
04-19	Nissan	Titan King Cab; with/without Utility Rails	6.5'	<b>19170-01</b>
04-19	Nissan	Titan Crew Cab; with/without Utility Rails	5.5'	<b>19175-01</b>
19-Current	Ram	Ram 1500; except RamBox	5.7'	<b>19227-01</b>
19-Current	Ram	Ram 1500/2500/3500; except RamBox	6.5'	<b>19228-01</b>
19-Current	Ram	Ram 1500/2500/3500	8'	<b>19229-01</b>
95-04	Toyota	Tacoma	6'	<b>19024-01</b>
05-19	Toyota	Tacoma	5'	<b>19108-01</b>
07-19	Toyota	Tundra; with/without Deck Rails	6.5'	<b>19181-01</b>
07-19	Toyota	Tundra; with/without Deck Rails	5.5'	<b>19182-01</b>

# EZ ROLL™ SOFT TONNEAU



Partially open shown for operational purposes only



Pull tabs at both rear corners for convenient operation



No-drill installation clamps secure frame rail assembly to bed



Roll-style tonneau, attaches with hook-and-loop fastener, mounts on top of bed rails

## EZ ROLL™ SOFT TONNEAU



- Tough, premium-grade leather-grain vinyl-coated polyester withstands any climate or weather. Also mildew- and UV-resistant
- Bows integrated into the fabric for quick roll up
- Tonneau sits on top of bed and secures to rail with hook-and-loop fastener
- Features silver anodized aluminum rails and top quality fabric for that OEM look
- Bed clamps allow easy installation directly to bed with no drilling


- Rolls conveniently to the back of the truck bed in about a minute
- Allows tailgate access without removing cover
- Restraint straps secure rolled Tonneau behind cab
- Hook-and-loop system makes the EZ Roll™ easy to use
- ⚠ California Proposition 65 Warning: Cancer and Reproductive Harm.

# POWERBOARDS®




## Components

Wireless components placed in door jambs. Signal travels to central receiver, which signals controller to open or close Powerboard® NX.



## Separate System

The Powerboard® NX doesn't tap into the truck's wiring, so there's no interference with other aftermarket items, like door alarms or remote starters.



## Wiring Harness

Nothing goes inside the cab (NX only). Fewer headaches for installers, as no door panels, carpets, or kickplates are removed; no digging into the dashboard.



## Motor

Usually we try to make things quicker, but we discovered that slowing down the board made it more elegant, more refined, more like the OE boards. It also gives kids a bit more time to get in the back doors.



## Linkages

Our engineers increased the diameter and added gussets to the motor mounts to make them even stronger.



## Wedge Block

Small changes count. Wedge blocks now feature a larger clamping surface with the clamp bolt threaded in place to eliminate slippage.



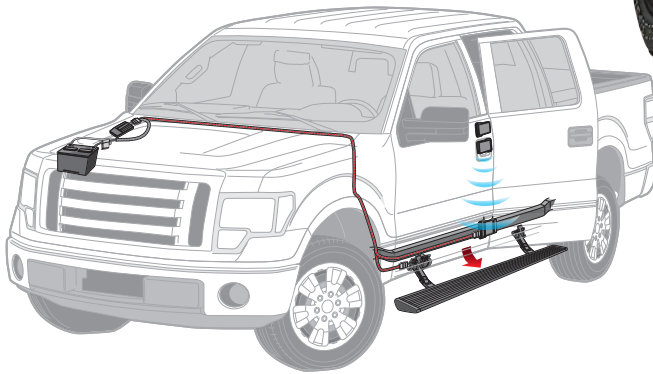
BY BESTOP

YEARS	MODEL	DETAILS	POWERBOARD PART #	POWERBOARD NX PART #	COLOR
11-16	Chevy/GMC	Silverado/Sierra 1500/2500/3500 Crew Cab; with Diesel Engine only	75146	75646	15
11-16	Chevy/GMC	Silverado/Sierra 1500/2500/3500 Extended Cab; with Diesel Engine only	75147	75647	15
07-18	Chevy/GMC	Silverado/Sierra Extended Cab 1500/2500/3500 (except 2011-2017 Diesel Engines)	75123	75623	15
07-18	Chevy/GMC	Silverado/Sierra Crew Cab 1500/2500/3500 Crew Cab; (except 2011-2017 Diesel Engines)	75126	75624	15
09-18	Dodge	Ram 1500; 10-17 2500/3500 Crew Cab & 10-17 Mega Cab (except models with Auto Load Leveling System - see note below*)	75138	75638	15
09-18	Dodge	Ram 1500 Quad Cab (except models with Auto Load Leveling System - see note below*)	75143	75643	15
09-14	Ford	F-150 Crew Cab	75141	75641	15
15-19	Ford	F-150 Super Crew & Crew Cab (new 4-motor design)	---	75650	15
15-19	Ford	F-250/350/450 Super Duty; Crew Cab	---	75650	15
08-16	Ford	F-250/350/450 Super Duty Crew Cab**	75134	75634	15
07-18	Jeep	Wrangler 2-door; new Torsion Bar Design (Rubicon Rock Rails need to be removed)	75151	75651	15
07-18	Jeep	Wrangler Unlimited 4-door; new Torsion Bar Design (Rubicon Rock Rails need to be removed)	75152	75652	15
07-14	Toyota	Tundra Double Cab	75136	75636	15
07-14	Toyota	Tundra Crew Max	75137	75637	15
All	Extension Arm Kit	Fits all Powerboards, provides up to an additional 2" drop	75130	---	15

\* All Ram 10-18 1500/2500/3500 models with Auto Load Leveling System require Bestop Tank Relocation Bracket (#515.57). Megacab models also require Bestop Compressor Relocation Kit (#518.17). Please call Bestop Customer Service for these kits.

\*\* Due to Ford Factory wiring changes, some 2002-2003 model year Super Duty trucks will require a different controller to use the Powerboard® light.

# POWERBOARD® & POWERBOARD® NX



Powerboard® on  
2012 Ford F150 Crew Cab  
75141-15

Powerboard® NX is rated to support 600 lbs.  
and install with no drilling



Dodge® application and movement of  
Powerboard



Chevy® Silverado (gasoline) application



Ford® F250 application

## POWERBOARD®

**LIMITED  
3 YEAR/100k  
WARRANTY**

- Electrically-powered running board hides stealthily underneath your truck when doors are closed and extends down to meet your foot when door opens
- Drops down about 6" and out 2" to create a stair-step into your truck
- Full-length board works with both front and rear doors, driver and passenger sides
- 600 pound load capacity per side
- Complete kit includes two full-length boards, OEM-quality sealed motor, controller, hardware, wiring harness with weatherproof connectors and LED light kit
- Built-in anti-pinch safety features sense pressure to keep board from retracting on your hand and feet
- Patented high-strength, die-cast aluminum linkage built to last in any climate
- OEM-quality sealed motors that perform in any weather
- OEM-quality heavy-duty wiring harness with weatherproof connectors
- Sturdy 6-1/4 inch wide aluminum running board features ultra-durable, non-slip, powder-coated surface
- Integrated LED Light Kit mounts to linkage or to body and illuminates board and ground below for easier access in and out of the cab

⚠ California Proposition 65 Warning: Cancer and Reproductive Harm.

## POWERBOARD® NX

**LIMITED  
3 YEAR/100k  
WARRANTY**

The Powerboard® NX has proven Patented wireless technology that makes it a whole lot smarter, and a whole lot easier to install. But that's not the entire story. It's also the end result of several years worth of continuous improvement and testing of every single component on every Powerboard® we make.

**SMARTER:** The same design as the original Powerboard®, but now using patented wi-fi technology that sends the door signals to the controller.

**EASIER:** Installation just got quicker, and far easier: no more removing door panels, no tapping into the factory color-coded door wires.

**SIMPLER:** Attachment of Bestop's® exclusive door transmitters solves all the door open-close signaling and multiple connections.

- Powerboard NX features wireless activation components that reduce installation time and effort
- State-of-the-industry powered running board extends in about one second, retracts flawlessly after four second delay
- Splits the distance between the ground and your cab
- High-quality, performance and value at a lower price
- Integrated LED lighting standard on all Powerboards

⚠ California Proposition 65 Warning: Cancer and Reproductive Harm.



Side mount retracted on 2010 Dodge® Ram dually



Side mount extended on 2010 Chevrolet® Silverado



Simply extends with a push of your foot

REAR MOUNT TREKSTEP					
YEAR	MODEL	DETAILS	POSITION	PART #	COLOR
99-07	Chevy	Silverado (Classic) & Silverado HD (Classic)	Rear Mount	75301	15
07-13	Chevy	Silverado 1500	Rear Mount	75300	15
07-14	Chevy	Silverado 2500/3500HD	Rear Mount	75300	15
14-18	Chevy	Silverado 1500 (fits either rear corner)	Rear Mount	75307	15
15-18	Chevy	Silverado 2500/3500 (fits either rear corner)	Rear Mount	75307	15
02-08	Dodge	Ram 1500/MegaCab	Rear Mount	75304	15
03-09	Dodge	Ram 2500/3500	Rear Mount	75304	15
09-18	Dodge	Ram 1500 (not compatible with dual exhaust)	Rear Mount	75306	15
11-18	Dodge	Ram 2500/3500 (not compatible with dual exhaust)	Rear Mount	75306	15
09-18	Dodge	Ram 1500 (with dual exhausts only and fits either side)	Rear Mount	75310	15
19-20	Dodge	1500/2500/3500; Driver Side	Rear Mount	75313	15
19-20	Dodge	1500/2500/3500; Passenger Side	Rear Mount	75314	15
06-14	Ford	F-150	Rear Mount	75302	15
15-19	Ford	F-150 (fits either side)	Rear Mount	75308	15
17-19	Ford	F-250 (fits left rear)	Rear Mount	75311	15
17-19	Ford	F-250 (fits right rear)	Rear Mount	75312	15
00-16	Ford	F-250/350/450 Super Duty	Rear Mount	75303	15
19	Ford	Ranger (driver side)	Rear Mount	75317	15
99-07	GMC	Sierra (Classic) & Sierra HD (Classic)	Rear Mount	75301	15
07-13	GMC	Sierra 1500	Rear Mount	75300	15
07-14	GMC	Sierra 2500/3500HD	Rear Mount	75300	15
14-18	GMC	Sierra 1500 (fits either rear corner)	Rear Mount	75307	15
15-18	GMC	Sierra 2500/3500	Rear Mount	75307	15
19	GMC	Sierra 1500/2500/3500 (driver side)	Rear Mount	75318	15
07-18	Toyota	Tundra	Rear Mount	75305	15
SIDE MOUNT TREKSTEP					
YEAR	MODEL	DETAILS	POSITION	PART #	COLOR
00-18	Chevy/GMC	Silverado/Sierra 1500/2500/3500, all size cabs and beds. Fits either Passenger or Driver Side	Side Mount	75400	15
09-18	Dodge/Ram	Ram 1500 6.3' and 8' Bed. Fits either Passenger or Driver Side	Side Mount	75406	15
02-08	Dodge/Ram	Ram 1500 6.3' and 8' Bed. Fits Driver Side	Side Mount	75407	15
02-13	Dodge/Ram	Ram 2500 6.3' and 8' Bed. Fits Driver Side	Side Mount	75407	15
14-18	Dodge/Ram	Ram 2500 6.3' and 8' Bed. Fits Driver Side	Side Mount	75413	15
14-18	Dodge/Ram	Ram 2500 6.3' and 8' Bed. Fits Passenger Side	Side Mount	75414	15
02-18	Dodge/Ram	Ram 3500 6.3' and 8' Bed (except Duallie). Fits Driver Side	Side Mount	75407	15
09-14	Ford	F150 Regular/Supercab; 6.5' and 8' Bed. Fits either Passenger or Driver Side	Side Mount	75402	15
99-16	Ford	F-250/F-350/F-450 Super Duty, 6.8' and 8' Bed. Fits Driver Side Only	Side Mount	75403	15
99-16	Ford	F-250/F-350/F-450 Super Duty, 6.8' and 8' Bed. Fits Passenger Side Only	Side Mount	75404	15
15-19	Ford	F-150 5.5' Bed. Fits Drivers Side Only	Side Mount	75415	15
15-19	Ford	F-150 5.5' Bed. Fits Passenger Side Only	Side Mount	75416	15
15-19	Ford	F-150 6.5' and 8' Bed. Fits either Passenger or Driver Side	Side Mount	75417	15
17-19	Ford	F-250SD; Passenger Side	Side Mount	75418	15
17-19	Ford	F-250SD; Driver Side	Side Mount	75419	15



# TREKSTEP®



*Works with your tailgate up or down  
Ford® F250 Rear-Mount Trekstep  
75303-15*



*Retracts with tap of the toe  
Ford F250 Side-Mount Trekstep  
75404-15*

## REAR MOUNT TREKSTEP®

**LIMITED  
3 YEAR/100k  
WARRANTY**

- Convenient, stair-step access to your truck bed in any weather
- Spring-loaded Trekstep tucks beneath bumper for ground clearance and hands-free operation
- Patented linkage easily extends down 6-8 inches and to the side of truck bed with push of your foot
- Works with tailgate up or down, leaving hitch free for trailer or other accessories
- Simple, no-drill installation attaches directly to truck frame in less than ten minutes
- Heavy-duty 300 pound load capacity
- Rugged, maintenance-free, aluminum and stainless steel construction
- Slip-resistant aluminum step pad features textured black powder coat finish
- Market-leading 3 Year/100,000 mile warranty

⚠️ California Proposition 65 Warning: Cancer and Reproductive Harm.

## SIDE MOUNT TREKSTEP®

**LIMITED  
3 YEAR/100k  
WARRANTY**

- Convenient access to toolboxes and gear
- Extends and retracts with a push of your foot
- Spring loaded Trekstep tucks beneath side panel for ground clearance and hands-free operation
- Applications allow for installation on either side of the truck
- Easy installation directly to frame
- Heavy-duty 300 pound load capacity
- Also available for dually models
- Rugged aluminum alloy linkages and high-strength steel mounts
- Slip-resistant aluminum step pad features textured black powder coat finish
- Market-leading 3-Year/100,000 Mile warranty

⚠️ California Proposition 65 Warning: Cancer and Reproductive Harm.



Bestop Cleaner  
Protectant  
#11201-00 &  
#11211-00 (boxed)



Bestop Vinyl  
Cleaner  
#11203-00 &  
#11213-00 (boxed)



Bestop Cleaner  
Protectant  
#11202-00 &  
#11212-00 (boxed)



Bestop Fabric Care now available  
in handy 3-pack  
#11205-00 & #11215-00 (boxed)



Bestop Soft Top Zipper  
Cleaner & Lubricant  
#11206-00 &  
#11216-00 (boxed)

## BESTOP® PRODUCT CARE

Bestop Fabric Cleaner, Protectant, and Vinyl Window Cleaner are specially formulated to safely provide total cleaning and protection for most Bestop fabric soft tops, accessories, and tonneaus. Available in individual bottles or 3-pack of vinyl cleaner, protector, and plexiglass cleaner.

⚠ California Proposition 65 Warning: Cancer and Reproductive Harm.

See the entire Bestop product line in the Jeep and Pavement Ends™ catalogs.

Bestop: Your trusted supplier of premier soft tops, bumpers, hard goods, and a variety of exciting accessories for the Jeep® and Truck enthusiast. Using our proven engineering experience, craftsmanship, high-quality materials, and techniques developed over the last six decades, Bestop continues a strong tradition of creating, expanding, and manufacturing its product lineup.

# JOBBER NETWORK

## JOIN THE BESTOP® JOBBER NETWORK

In 2020, Bestop® offers its most thorough and personalized support to our Jobber Network. Join today to receive the benefits that over 1,000 Jobbers are using to be successful with Bestop Jeep and Truck accessories.



Premium Color Swatch Poster



6' x 2' Bestop Banner (PART NUMBER: BAN10)



Access to Bestop marketing materials such as high-resolution photography



Access to Bestop marketing materials such as videos



Access to Bestop marketing materials such as quarterly sales boosters



Fabric Swatch Book (PART NUMBER: 39318-00)

### MEMBER BENEFITS\*:

- Become listed on the Bestop.com Dealer Locator
- Access to Bestop Marketing Assets including high-resolution photography, video, sell sheets, plug-and-play ads, and print-ready graphics
- Sales Boosters – an advantage specific to brick and mortar shops
- Welcome Kit for new members with POP materials and 2019 literature
- Retail Display options
- Access to full-line catalogs and brochures
- Consultation and special tactics available from our team of sales professionals
- Access to our Jobber-Specific Facebook group

\*Benefits vary by membership level



**2018 JEEP®  
JL A-PILLAR  
SQUADRON KITS**

Sportsmen kit: #44-7504  
Pro kit: #44-7505

Our Jeep JL A-Pillar mounts make it quick and easy to mount lights onto your rig. They mate up to the JL's factory mounting locations, with no trimming or modification to the vehicle required. These powder coated steel mounts are designed to hold up to whatever elements you throw at them.



**JEEP® JL  
SQUADRON  
SPORT & 40"  
S8 DRIVING/  
COMBO COWL  
MOUNT**

#44-7506



Our Jeep JL Cowl Mounts are the ultimate mounting option for anyone who wants versatility. This bracket can mount one pair Squadron series lights with a 40" S8 light bar. These steel mounts are powder coated to last the life of your Jeep.

Includes: brackets, hardware, S8 40" Light Bar Driving/Combo, a pair of Squadron Sport Wide-Cornering lights, and a wiring harness.



Rubicon



Sahara



Sport and Sport-S

**JEEP® JL RUBICON SQUADRON-R  
FOG POCKET KITS**

Sportsmen kit: #44-7504  
Pro kit: #44-7505

Our JL Rubicon Fog Pocket replacement kit allows enthusiasts to retain factory fit and finish, while taking advantage of premium aftermarket LED output. This kit features a pair of Squadron Sports/Pros, which have a combined output of 4,520/9,800 lumens. Installation is easy—our durable brackets have been designed to retain the stock mounting points. The provided wire adapters attach into the OEM connectors, allowing the user to retain use of the factory fog switch, with no need for splicing or soldering.

Kits also available for the Sport/Sport-S models (#44-7066 Sportsmen or #44-7067 Pro) and the Sahara modes (#44-7070 Sportsmen or #44-7505 Pro).

## JEEP® JK SQUADRON-R LED FOG POCKET KIT

Sportsmen kit: #58-7503

Pro Kit: #59-7503

Whether you're looking for extra light on the trails or just needing some extra comfort lighting for those foggy conditions, Baja Designs has you covered with our Jeep Wrangler JK Fog Pocket Kit. This kit has been designed specifically to mount our Squadron Sport/Pro LED lights into the OEM fog pocket location on a Jeep Wrangler JK.



## 2018 JEEP JL ROCK LIGHT KITS

#44-7055 – RED

#44-7058 – BLUE

#44-7056 – AMBER

#44-7059 – WHITE

#44-7057 – GREEN

Fits all JL models

Our Jeep JL Rock Light Kit takes the guesswork out of buying, wiring, and trying to figure out how to pin relays. All of the lengths are pre-cut to reach all four corners of the JL with some wiggle room on each lead to route the wiring any desired way. This kit includes the rock lights and wiring for a truly turnkey kit.

Includes: Wiring Harness and 4x-Rock lights.



## CONSOLE SAFES

This steel console safe provides security, style, and convenience. Transform your console into a heavy-duty lockable storage area, while maintaining the refined curves of your OEM console. Explore with confidence, while Tuffy's Pry-Guard locking system provides peace of mind. Find more models at [tuffyproducts.com](http://tuffyproducts.com).



YEAR	MAKE	MODEL	PART #
19-20	Chevy	Silverado 1500	356
14-18	Chevy	Silverado 1500	320
15-20	Chevy	Silverado 2500/3500	320
15-20	Chevy	Tahoe/Suburban	320
19-20	GMC	Sierra 1500	356
14-18	GMC	Sierra 1500	320
15-20	GMC	Sierra 2500/3500	320
15-20	GMC	Yukon/Yukon XL	320
18-20	Ford	Expedition	317
17-20	Ford	Super Duty Trucks	317
11-16	Ford	Super Duty Trucks	322
15-20	Ford	F-150 Trucks	317
09-14	Ford	F-150 Trucks	315
09-14	Ford	F-150 XLT Trucks	334
19-20	RAM	1500, 2500, 3500 Trucks	354
10-18	RAM	1500, 2500, 3500 Trucks	321
16-20	Toyota	Tacoma	324
05-15	Toyota	Tacoma	314
14-20	Toyota	Tundra	323





## UNDER SEAT LOCKBOXES

Available in 100% and 60% widths to help organize and secure the gear in your truck, these lockboxes come standard with Tuffy's Pry-Guard Locking System. They install easily under the seat without drilling, out of sight of opportunistic thieves.

YEAR	MAKE	MODEL	STYLE	FITMENT	SKU #
2019-2020	Chevy	Silverado 1500	Full Length	Crew & Double Cab	<b>352</b>
2014-2020	Chevy	Colorado	Full Length	Crew Cab	<b>343</b>
2007-2019	Chevy	Silverado 2500/3500	Full Length	Crew Cab	<b>307</b>
2007-2019	Chevy	Silverado 2500/3500	2/3 Length	Crew Cab	<b>340</b>
2007-2018	Chevy	Silverado 1500	Full Length	Crew Cab	<b>307</b>
2007-2018	Chevy	Silverado 1500	2/3 Length	Crew Cab	<b>340</b>
2019-2020	GMC	Sierra 1500	Full Length	Crew & Double Cab	<b>352</b>
2014-2020	GMC	Canyon	Full Length	Crew Cab	<b>343</b>
2007-2019	GMC	Sierra 2500/3500	Full Length	Crew Cab	<b>307</b>
2007-2019	GMC	Sierra 2500/3500	2/3 Length	Crew Cab	<b>340</b>
2007-2018	GMC	Sierra 1500	Full Length	Crew Cab	<b>307</b>
2007-2018	GMC	Sierra 1500	2/3 Length	Crew Cab	<b>340</b>
2017-2020	Ford	Super Duty	Full Length	Super Crew	<b>316</b>
2017-2020	Ford	Super Duty	2/3 Length	Super Crew	<b>344</b>
2017-2020	Ford	Super Duty	Full Length	Super Cab	<b>319</b>
2015-2020	Ford	F-150	Full Length	Super Crew	<b>316</b>
2015-2020	Ford	F-150	2/3 Length	Super Crew	<b>344</b>
2015-2020	Ford	F-150	Full Length	Super Cab	<b>319</b>
2003-2016	Ford	Super Duty	Full Length	Super Crew	<b>309</b>
2009-2014	Ford	F-150	Full Length	Super Crew	<b>283</b>
2009-2014	Ford	F-150	2/3 Length	Super Crew	<b>287</b>
2009-2014	Ford	F-150	2/3 Length	Super Cab	<b>285</b>
2019-2020	RAM	1500/2500/3500	Full Length	Crew & Quad Cab	<b>353</b>
2019-2020	RAM	1500/2500/3500	Floor Bin Lid	Crew Cab	<b>357</b>
2009-2018	RAM	1500/2500/3500	Seat Bin Lid	Crew & Quad Cab	<b>312</b>
2009-2018	RAM	1500/2500/3500	Floor Bin Lid	Crew Cab	<b>311</b>
2005-2020	Toyota	Tacoma	Seat Bin Lid	Double Cab	<b>331</b>
2014-2019	Toyota	Tundra	Full Length	Double Cab	<b>313</b>

## 1" SUPERSTRAP WEAVABLE RECOVERY STRAP

This 1" weavable recovery strap is rated at 10,000 lbs. With its unique design, you create an loop at both ends by simply weaving it through itself for a metal-free recovery strap. Just wrap, weave, and pull. When you're done, unweave and store for next time. Available in 15', 20', 25', 30', or 50' lengths and is most commonly used for UTVs, ATVs, Jeeps, and pre-runner trucks.



## ULTIMATE OFF-ROAD KIT

Featuring a 3,300 lb. Safe Working Load (SWL) and a 10,000 lb. Maximum Rated Capacity (MRC), all 2" tie-downs are built with our signature, wide handle comfort grip and protective end caps on the barrels to protect your rig. This Off-Road Kit provides the ultimate collection of tie-downs for your truck, buggy, or Jeep® and a convenient carrying bag to store them in.



## 1" TIE DOWNS

Keep your valuables secure with our line of 1" utility tie-downs. Perfect for tying down ATV's, Motorcycles, Snowmobiles, and any other cargo that you need secured. Available with Ratchet or Cam-Lock mechanisms in 6', 10' or 15' lengths.



## RETRACTABLE TRUCK BED ANCHOR

Bullring allows you to travel with confidence, knowing that the cargo in your truck bed is secure. Each Bullring anchor point is made from stainless steel, installs in 30 seconds, and has a 1,000-lb capacity rating. Snaps up when you want to use it, snaps flush when not in use. Available for a variety of different truck makes and models.



### Chevrolet / GMC

			4001	4001 XT	4003	1001	1019
Chevrolet	GMC	Year	1500/2500	1500/2500	1500/2500	1500/2500/3500	1500/2500/3500
Silverado	Sierra	1999-2006	●	●	●		
Silverado	Sierra	2007-2013	●	●	●	●	●
Silverado	Sierra	2014-2017				●	●
Colorado	Canyon	2015-2017				●	●

### DODGE RAM

			4001	4001 XT	4003	4066	4067	5566	5567
Model	Year	Bed				Rail Cap Trim Req'd**	Rail Cap Trim Req'd**	Final Trim Bit	Rear Pocket Saw Bit
1500	1995-2008	All	●	●	●				
	2009-2017**	All	●	●	●	●	●	●	●
2500	1995-2008	All	●	●	●				
	2009-2017**	All	●	●	●	●	●	●	●
3500	1995-2008	All	●	●	●				
	2009-2017**	All	●	Not Dually	●	●	●	●	●

\*\*9'beds are made in Mexico and have slightly wider stake pocket holes in the front. Those brackets are available from Bull Ring USA. We recommend watching the installation videos before trimming or cutting any rail cap. Please use caution when preparing to trim hard plastic rail caps. Contact Bull Ring USA with any fit, function or installation questions before altering your vehicle.

### Toyota Tundra

			9001	9014	9044	9054	5566
Cab Make	Year					Rail Cap Trim Req'd	Rail Cap Trim Router Bit
Reg Cab	2000-2013	rail cap w/ pop-out covers	●				
Ext Cab	2000-2013	rail cap w/ pop-out covers	●				
Club Cab	2006-2013	N/A					
Ext Cab	2014-2017	rail cap w/ pop-out covers		●			
Crew Max**	2014-2017	solid rail cap no pop-out covers			●	●	●

\*\* Crew Max trucks have solid rail caps. The covers on the stake pocket holes do not pop-out and must be trimmed. Please watch instructional videos at Bull Ring USA or call with any questions about fit, function or installation before altering your vehicle.

### FORD

			4001	4001 XT	4003	4015	4025	4018	4028	4055	4056	5566
Model	Year	Bed				Flush Fit		Flush Fit	Rail Cap Trim Req'd	Rail Cap Trim Req'd		Rail Cap Trim Router Bit
F-150	1998-2014	5'								●	●	●
F-150	1998-2014	6'-½'-8'	●	●	●			●	●			
F-150	2015-2017	5', 6'-½', 8'				●	●					
Super-Duty	1998-2016	6'-½', 8'	●	●	●			●	●			
Super-Duty	2017	6'-½', 8'				●	●					
Ranger	1998-2012	6'	●		●							