



2017 TRUCK/SUV ACCESSORIES





Bestop has been a leader in Jeep® and Truck/SUV accessories for more than 60 years. Our selection of products for Trucks and SUVs come from years of creating specialty products for outdoor adventures with your vehicle.

Our Truck products feature the same engineering, quality control, and finish that has established Bestop as the sole supplier of factory soft tops for Jeep since 1986. We are proud to say all our Bestop-branded replacement soft tops, including Supertop for Truck are designed and manufactured in North America. Remember that Bestop isn't just for Jeep... we've got your Truck or SUV covered, too.

Our 2017 catalog showcases our 60+ plus year heritage. Within these pages you'll find all the best products you expect from Bestop.

Thanks for picking up our catalog. If you've got questions or feedback, let us know.

We've been here for more than 60 years. We'll be here tomorrow.



EZ Fold™ Aluminum Hard Tonneau	4
ZipRail™ Soft Tonneau	6
EZ Fold™ Soft Tonneau.....	8
EZ Roll™ Soft Tonneau	10
Powerboard® Overview	12
Powerboard® NX.....	13
Powerboard®	15
Rear-Mount Trekstep®	16
Side-Mount Trekstep®	18
Supertop® for Truck.....	20
Product Care/Truck Authorized Dealer.....	22

[EZ FOLD™ ALUMINUM HARD TONNEAU]

EZ FOLD™ ALUMINUM HARD TONNEAU

**LIMITED
5 YEAR
WARRANTY**

- State of the art aircraft-quality aluminum top sections over solid foam cores are durable with attractive textured surface
- Full-width piano-style hinges have extended seals to ensure weather-resistance in all climates
- Tie-down buckles keep folded tonneau cover securely in place behind the cab
- Built-in clamps recess into panels for easy access, but store up and out of the way
- Completely assembled in the box, ready for quick installation with no tools or drilling required – installs in minutes
- Drive with the cover open or closed up
- Attractive, sleek low-profile appearance

YEAR	MODEL & DETAILS	BED LENGTH	PART #
14-17	Chevy/GMC Silverado/Sierra 1500; w/o Cargo Management System	5.5'	14202-01
07-13	Chevy/GMC Silverado/Sierra 1500; w/o Cargo Management System	5.5'	14204-01
14-17	Chevy/GMC Silverado/Sierra 1500; w/o Cargo Management System	6.5'	14207-01
15-17	Chevy/GMC Silverado/Sierra 2500/3500; w/o Cargo Management System	6.5'	14207-01
07-13	Chevy/GMC Silverado/Sierra 1500; w/o Cargo Management System	6.5'	14208-01
2014	Chevy/GMC Silverado 2500/3500; w/o Cargo Management System	6.5'	14208-01
15-17	Chevy/GMC Colorado/Canyon	5.0'	14216-01
15-17	Chevy/GMC Colorado/Canyon	6.0'	14217-01
09-10	Dodge Ram 1500	5.5'	14221-01
09-10	Dodge Ram 1500; Except Rambox option	6.5'	14222-01
02-08	Dodge Ram 1500	6.5'	14223-01
15-17	Ford F-150	5.5'	14235-01
09-14	Ford F-150	5.5'	14236-01
04-08	Ford F-150	5.5'	14237-01
15-17	Ford F-150; without Utility Track	6.5'	14239-01
09-14	Ford F-150; without Utility Track	6.5'	14241-01
04-08	Ford F-150; without Utility Track	6.5'	14243-01
99-16	Ford F-250 Superduty; without Utility Track	6.5'	14248-01
99-16	Ford F-350 Superduty; without Utility Track	6.5'	14248-01
11-17	Ram 1500; Except Rambox option	5.5'	14221-01
11-17	Ram 1500; Except Rambox option	6.5'	14222-01
14-17	Toyota Tundra; with/without Utility Track	5.5'	14260-01
14-17	Toyota Tundra; with/without Utility Track	6.5'	14262-01
16-17	Toyota Tacoma; with Utility Track	5.0'	14268-01
16-17	Toyota Tacoma; with Utility Track	6.0'	14271-01
05-15	Toyota Tacoma; with Utility Track	5.0'	14269-01
05-15	Toyota Tacoma; with Utility Track	6.0'	14272-01

[EZ FOLD™ ALUMINUM HARD TONNEAU]

THE TOUGH JUST GOT TOUGHER




Folds up and stacks securely with built-in straps.



Easy installation with clamps for secure attachment.



Clamps are part of the panels and simply swing up and out of the way.



Quickly folds toward the cab with minimal effort giving you instant access to the truck bed.

[ZIPRAIL™ SOFT TONNEAU]



YEAR	MODEL	DETAILS	BED LENGTH	PART #
88-99	Chevy/GMC	C/K Pickup Fleetside; except new body style	6.5'	18005-01
88-99	Chevy/GMC	C/K Pickup Sportside; except new body style	6.5'	18006-01
94-03	Chevy/GMC	S-series Fleetside	6.0'	18019-01
94-03	Chevy/GMC	S-series Fleetside	7.0'	18021-01
04-12	Chevy/GMC	Colorado/Canyon	5.0'	18151-01
04-12	Chevy/GMC	Colorado/Canyon	6.0'	18152-01
15-17	Chevy/GMC	Colorado/Canyon	5.2'	18219-01
15-17	Chevy/GMC	Colorado/Canyon	6.2'	18220-01
99-07	Chevy/GMC	Silverado/Sierra 1500, 2007 Classic style only	8.0'	18204-01
99-07	Chevy/GMC	Silverado/Sierra1500, Fleetside; 2007 ('07 Classic style)	6.5'	18205-01
00-05	Chevy/GMC	Silverado/Sierra 1500; Sportside ('07 Classic style)	6.5'	18206-01
04-07	Chevy/GMC	Silverado/Sierra Crew Cab; 2007 Classic style only	5.8'	18209-01
07-13	Chevy/GMC	Silverado/Sierra 1500; Won't fit Classic body style; w/o bed management system	8.0'	18210-01
07-13	Chevy/GMC	Silverado/Sierra 1500; Won't fit Classic body style; w/o bed management system	6.5'	18211-01
14-17	Chevy/GMC	Silverado/Sierra 1500	5.8'	18216-01
15-17	Chevy/GMC	Silverado/Sierra 1500/2500/3500	5.8'	18216-01
14-17	Chevy/GMC	Silverado/Sierra 1500	6.5'	18217-01
14-17	Chevy/GMC	Silverado/Sierra 1500/2500/3500	8.0'	18218-01
15-17	Chevy/GMC	Silverado/Sierra 3500 Dually	8.0'	18218-01
94-01	Dodge	Ram 1500	6.5'	18038-01
87-04	Dodge	Dakota Quad Cab	6.5'	18061-01
00-04	Dodge	Dakota	5.3'	18062-01
02-08	Dodge/Ram	Ram 1500; Without Tailgate Spoiler	8.0'	18235-01
08-09	Dodge/Ram	Ram 2500/3500; Without Tailgate Spoiler	8.0'	18235-01
02-08	Dodge/Ram	Ram 1500; Without Tailgate Spoiler	6.3'	18238-01
08-09	Dodge/Ram	Ram 2500/3500; Without Tailgate Spoiler	6.3'	18238-01
02-08	Dodge/Ram	Ram 1500, 08-09 2500/3500; With Tailgate Spoiler	6.3'	18239-01
09-17	Dodge/Ram	Ram 1500, 10-14 2500/3500; Exc. Rambox	6.3'	18240-01
09-17	Dodge/Ram	Ram 1500; Except Ram Box	5.5'	18241-01
00-03	Ford	F-150 Super Crew	5.0'	18155-01
80-96	Ford	F-150 & F-250 Light Duty	6.5'	18016-01
80-96	Ford	F-150, F-250, F-350	8.0'	18017-01
82-11	Ford	Ranger Pickup Styleside	6.0'	18030-01
93-11	Ford	Ranger Splash; Flareside	6.0'	18125-01
97-03	Ford	F-150, 04-04 F-150 Heritage	6.5'	18110-01
04-08	Ford	F-150 Flareside; except Heritage model	6.5'	18114-01
04-17	Ford	F-150 Styleside; except Heritage model	6.5'	18111-01
04-17	Ford	F-150 Styleside; except Heritage model	8.0'	18112-01
04-17	Ford	F-150 Crew/Super Cab; Styleside; except Heritage model	5.5'	18113-01
99-16	Ford	F-250/F-350	8.0'	18135-01
99-16	Ford	F-250/F-350	6.8'	18140-01
94-09	Mazda	B-series Pickup Styleside	6.0'	18030-01
99-04	Nissan	Frontier Crew Cab	4.5'	18145-01
04-15	Nissan	Titan King Cab; with or without Utility Rails	6.5'	18170-01
04-15	Nissan	Titan Crew Cab; with or without Utility Rails	5.5'	18175-01
05-17	Nissan	Frontier Double Cab; with/without Utility Rails	4.9'	18146-01
05-17	Nissan	Frontier King Cab/Crew Cab; with/without Utility Rails	6.0'	18147-01
95-04	Toyota	Tacoma	6.0'	18024-01
00-06	Toyota	Tundra	8.0'	18100-01
01-06	Toyota	Tundra Access Cab (except 2003-2006 Stepside)	6.0'	18103-01
01-04	Toyota	Tacoma Double Cab	5.0'	18104-01
05-15	Toyota	Tacoma	5.0'	18108-01
05-15	Toyota	Tacoma	6.0'	18109-01
03-06	Toyota	Tundra (including 93-98 T-100)	6.0'	18105-01
00-06	Toyota	Tundra Double Cab	6.0'	18107-01
07-17	Toyota	Tundra; with/without Deck Rails	6.5'	18181-01
07-17	Toyota	Tundra; with/without Deck Rails	5.5'	18182-01

[ZIPRAIL™ SOFT TONNEAU]

BRING IT, MOTHER NATURE.

BRING IT.



ZipRail™ on 2015 Chevy Silverado



New, fully-integrated bow system for a smoother profile and easier install



No-drill installation clamps secure frame rail assembly to bed



ZipRail™ attaches to truck bed by tucking fabric into the Belt-Rail™ attachment system. Pull-tabs at both rear corners for convenient operation.

ZIPRAIL™ SOFT TONNEAU

LIMITED LIFETIME WARRANTY

- Tough, premium grade leather-grain vinyl coated polyester withstands any climate or weather, mildew and UV resistant
- Helps protect cargo in bed of truck
- The proven Belt-Rail™ attachment system attaches the tonneau cover securely and quickly to the truck bed
- A peel-back, non-snap closure featuring quick release tabs makes for fast and easy open and close
- 30 minute no-drill installation
- Integrated bow system reduces installation time
- Reduces drag to help improve gas mileage

[EZ FOLD™ SOFT TONNEAU]

OUR EASIEST & FASTEST TONNEAU TO INSTALL

EZ FOLD™ SOFT TONNEAU

**LIMITED
LIFETIME
WARRANTY**

- Built-in boxed aluminum frame provides superior strength, quick folding and does not require any rail installation
- OEM quality, heavy duty adjustable clamps secure or release with one-hand operation
- Durable leather-grain textured vinyl is stretch and shrink resistant, withstands all climates, mildew and UV resistant
- Reinforced corner construction for additional strength and stability
- Integrated buckle straps secure folded tonneau to truck bed
- Easy to install and remove, even in extreme weather



YEAR	MODEL	DETAILS	BED LENGTH	PART #
94-03	Chevy/GMC	S-series Fleetside	6.0'	16019-01
04-12	Chevy/GMC	Colorado/Canyon	5.0'	16151-01
04-12	Chevy/GMC	Colorado/Canyon	6.0'	16152-01
15-17	Chevy/GMC	Colorado/ Canyon	5.2'	16219-01
15-17	Chevy/GMC	Colorado/ Canyon	6.2'	16220-01
88-99	Chevy/GMC	C/K Pickup Fleetside; except new body style	6.5'	16005-01
99-07	Chevy/GMC	Silverado/Sierra 1500, 2007 Classic style only	8.0'	16204-01
99-07	Chevy/GMC	Silverado/Sierra1500, Fleetside; 2007 Classic style only	6.5'	16205-01
04-07	Chevy/GMC	Silverado/Sierra Crew Cab; 2007 Classic style only	5.8'	16209-01
07-13	Chevy/GMC	Silverado/Sierra 1500; Won't fit Classic body style; w/o bed management system	8.0'	16210-01
07-13	Chevy/GMC	Silverado/Sierra 1500; Won't fit Classic body style; w/o bed management system	6.5'	16211-01
07-13	Chevy/GMC	Silverado/Sierra 1500; Crew Cab; Won't fit Classic body style; w/o bed management	5.8'	16212-01
14-17	Chevy/GMC	Silverado/Sierra 1500	5.8'	16216-01
14-17	Chevy/GMC	Silverado/Sierra 1500	6.5'	16217-01
15-17	Chevy/GMC	Silverado/Sierra 1500/2500/3500	6.5'	16217-01
14-17	Chevy/GMC	Silverado/Sierra 1500/2500/3500	8.0'	16218-01
15-17	Chevy/GMC	Silverado/Sierra 3500 Dually	8.0'	16218-01
87-04	Dodge	Dakota Quad Cab;	6.5'	16061-01
00-04	Dodge	Dakota	5.3'	16062-01
05-10	Dodge	Dakota Without Utility Rail system	6.5'	16063-01
05-10	Dodge	Dakota Without Utility Rail system	5.3'	16064-01
02-08	Dodge	Ram 1500; Without Tailgate Spoiler	6.3'	16238-01
08-09	Dodge	Ram 2500/3500; Without Tailgate Spoiler	6.3'	16238-01
02-08	Dodge	Ram 1500, 08-09 2500/3500; With Tailgate Spoiler	6.3'	16239-01
09-17	Dodge/Ram	Ram 1500, 10-14 2500/3500; Except Rambox	6.3'	16240-01
09-17	Dodge/Ram	Ram 1500; Except Ram Box	5.5'	16241-01
09-17	Dodge/Ram	Ram 1500, 10-14 2500/3500	8.0'	16242-01
82-11	Ford	Ranger Pickup Styleside	6.0'	16030-01
93-11	Ford	Ranger Splash; Flareside	6.0'	16125-01
97-03	Ford	F-150, 04-04 F-150 Heritage	6.5'	16110-01
04-17	Ford	F-150 Styleside; except Heritage model	6.5'	16111-01
04-17	Ford	F-150 Crew/Super Cab; Styleside; except Heritage model	5.5'	16113-01
99-17	Ford	F-250/F-350	8.0'	16135-01
99-17	Ford	F-250/F-350	6.8'	16140-01
94-09	Mazda	B-series Pickup Styleside	6.0'	16030-01
05-17	Nissan	Frontier Crew Cab	4.7'	16146-01
05-17	Nissan	Frontier King Cab/Crew Cab	6.0'	16147-01
04-15	Nissan	Titan King Cab	6.5'	16170-01
04-15	Nissan	Titan Crew Cab; Without Utility Rail system	5.5'	16175-01
95-04	Toyota	Tacoma	6.0'	16024-01
05-15	Toyota	Tacoma	5.0'	16108-01
05-15	Toyota	Tacoma	6.0'	16109-01
07-17	Toyota	Tundra Without Deck Rails	6.5'	16181-01
07-17	Toyota	Tundra Without Deck Rails	5.5'	16182-01

[EZ FOLD™ SOFT TONNEAU]

CHANGES AS FAST AS THE WEATHER DOES



*EZ Fold Tonneau
on 2015 Ram 1500*

*Three panel design makes
the EZ Fold™ the quickest
tonneau to install, remove
and fold up for bed access*



*Heavy duty adjustable
clamps secure tonneau
to truck bed*



Folded and secured in back of cab, the EZ Fold™ allows for nearly full bed use



*EZ Fold Tonneau
shown closed on
2015 Ram 1500*



*Reinforced
corner and hinge
construction*

[EZ ROLL™ SOFT TONNEAU]

EZ ROLL™ SOFT TONNEAU

**LIMITED
LIFETIME
WARRANTY**

- Tough, premium grade leather-grain vinyl coated polyester withstands any climate or weather, mildew and UV resistant
- Bows are integrated into the fabric for quick roll up
- Tonneau sits on top of bed and secures to rail with hook-and-loop fastener
- Features silver anodized aluminum rails and top quality fabric for that OEM look
- Bed Clamps allow easy installation directly to bed with no drilling
- Rolls conveniently to the back of the truck bed in about a minute
- Allows tailgate access without removing cover
- Restraint straps secure rolled Tonneau behind cab
- Hook and loop system makes the EZ Roll™ easy to use, even in extreme cold



YEAR	MODEL	DETAILS	BED LENGTH	PART #
88-99	Chevy/GMC	C/K Pickup Fleetside; except new body style	6.5'	19005-01
94-03	Chevy/GMC	S-series Fleetside	6.0'	19019-01
04-12	Chevy/GMC	Colorado/Canyon	5.0'	19151-01
04-12	Chevy/GMC	Colorado/Canyon	6.0'	19152-01
15-17	Chevy/GMC	Colorado/ Canyon	5.2'	19219-01
15-17	Chevy/GMC	Colorado/ Canyon	6.2'	19220-01
99-07	Chevy/GMC	Silverado/Sierra 1500, 2007 Classic style only	8.0'	19204-01
99-07	Chevy/GMC	Silverado/Sierra1500, Fleetside; (2007 Classic style)	6.5'	19205-01
04-07	Chevy/GMC	Silverado/Sierra Crew Cab; (2007 Classic style only)	5.8'	19209-01
07-13	Chevy/GMC	Silverado/Sierra 1500; Won't fit Classic body style; w/o bed management system	8.0'	19210-01
07-13	Chevy/GMC	Silverado/Sierra 1500; Won't fit Classic body style; w/o bed management system	6.5'	19211-01
07-13	Chevy/GMC	Silverado/Sierra 1500; Crew Cab; Won't fit Classic body style; w/o bed management	5.8'	19212-01
14-17	Chevy/GMC	Silverado/Sierra 1500	5.8'	19216-01
14-17	Chevy/GMC	Silverado/Sierra 1500	6.5'	19217-01
13-17	Chevy/GMC	Silverado/Sierra 1500/2500/3500	6.5'	19217-01
14-17	Chevy/GMC	Silverado/Sierra 1500/2500/3500	8.0'	19218-01
15-17	Chevy/GMC	Silverado/Sierra 3500 Dually	8.0'	19218-01
87-04	Dodge	Dakota Quad Cab;	6.5'	19061-01
00-04	Dodge	Dakota	5.3'	19062-01
02-08	Dodge	Ram 1500; Without Tailgate Spoiler	6.3'	19238-01
08-09	Dodge	Ram 2500/3500; Without Tailgate Spoiler	6.3'	19238-01
02-08	Dodge	Ram 1500, 08-09 2500/3500; With Tailgate Spoiler	6.3'	19239-01
09-17	Dodge/Ram	Ram 1500, 10-14 2500/3500; excluding Rambox	6.3'	19240-01
09-17	Dodge/Ram	Ram 1500; Except Ram Box	5.5'	19241-01
82-11	Ford	Ranger Pickup Styleside	6.0'	19030-01
93-11	Ford	Ranger Splash; Flaeside	6.0'	19125-01
97-03	Ford	F-150, 04-04 F-150 Heritage	6.5'	19110-01
04-17	Ford	F-150 Styleside; except Heritage model	6.5'	19111-01
04-17	Ford	F-150 Crew/Super Cab; Styleside; except Heritage model	5.5'	19113-01
99-16	Ford	F-250/F-350	8.0'	19135-01
99-16	Ford	F-250/F-350	6.8'	19140-01
09-17	Ford	F-150 Styleside	6.5'	19245-01
09-17	Ford	F-150 Styleside	5.5'	19246-01
94-09	Mazda	B-series Pickup Styleside	6.0'	19030-01
05-17	Nissan	Frontier Double Cab; with/without Utility Rails	4.9'	19146-01
05-17	Nissan	Frontier King Cab/Crew Cab; with/without Utility Rails	6.0'	19147-01
04-17	Nissan	Titan King Cab; with/without Utility Rails	6.5'	19170-01
04-17	Nissan	Titan Crew Cab; with or without Utility Rails	5.5'	19175-01
95-04	Toyota	Tacoma	6.0'	19024-01
05-15	Toyota	Tacoma	5.0'	19108-01
07-17	Toyota	Tundra; with/without Deck Rails	6.5'	19181-01
07-17	Toyota	Tundra; with/without Deck Rails	5.5'	19182-01

[EZ ROLL™ SOFT TONNEAU]

THIS TONNEAU ROLLS. THIS TONNEAU ROCKS.



Roll style tonneau, attaches with hook-and-loop fastener, mounts on top of bed rails.



Pull-tabs at both rear corners for convenient operation



No-drill installation clamps secure frame rail assembly to bed



EZ Roll Tonneau on 2015 Ford F-150





THE BOARD THAT MOVES

B POWERBOARD

By BESTOP

B POWERBOARD NX

By BESTOP

BRAWN NOW COMES WITH BRAINS

**LIMITED
3 YEAR/100K
WARRANTY**

The Powerboard® NX has proven Patented wireless technology that makes it a whole lot smarter, and a whole lot easier to install. But that's not the entire story. It's also the end result of several years'

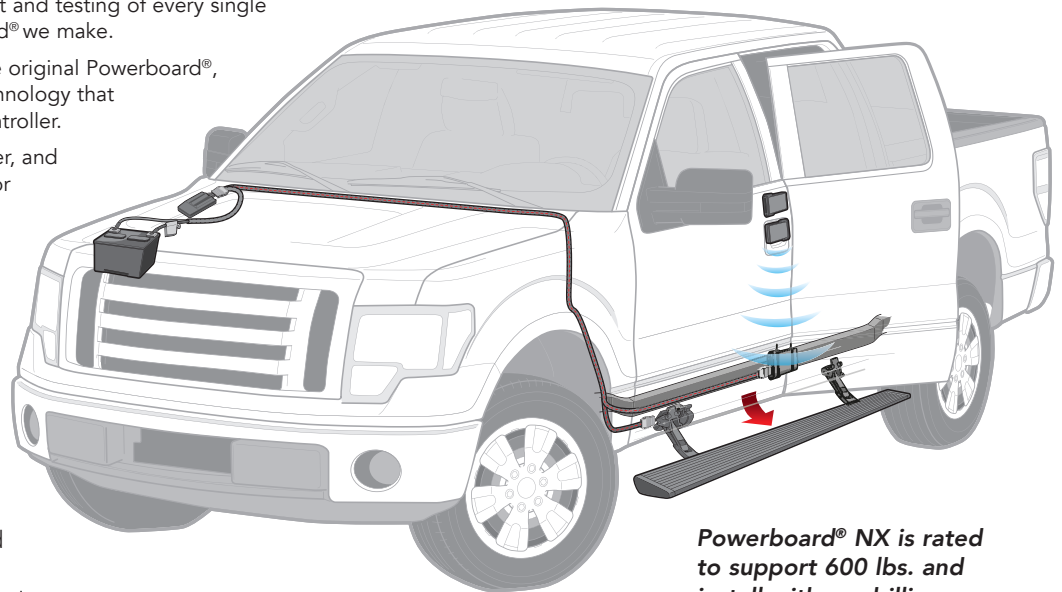
worth of continuous improvement and testing of every single component, on every Powerboard® we make.

SMARTER: The same design as the original Powerboard®, but now using patented wi-fi technology that sends the door signals to the controller.

EASIER: Installation just got quicker, and far easier: no more removing door panels, no tapping into the factory color-coded door wires.

SIMPLER: Attachment of Bestop's exclusive door transmitters solves all the door open-close signaling and multiple connections.

- State-of-the-industry powered running board extends in about one second, retracts flawlessly after 4 second delay
- Splits the distance between the ground and your cab
- High quality, performance and value at a lower price
- Integrated LED lighting standard on all Powerboards



Powerboard® NX is rated to support 600 lbs. and install with no drilling



Separate System

The Powerboard® NX doesn't tap into the truck's wiring, so there's no interference with other aftermarket items, like door alarms or remote starters.



Wiring Harness

Nothing goes inside the cab (NX only). Fewer headaches for installers, as no door panels, carpets, or kickplates are removed, no digging into the dashboard.



Motor

Usually we try to make things quicker, but we discovered that slowing down the board made it more elegant, more refined, more like the OE boards. It also gives kids a bit more time to get in the back doors.



Linkages

Our engineers increased the diameter and added gussets to the motor mounts to make them even stronger.



Wedge Block

Small changes count: Wedge blocks now feature a larger clamping surface with the clamp bolt threaded in place to eliminate slippage.

[POWERBOARD® & POWERBOARD® NX]

YEARS	MODEL	POWERBOARD PART #	POWERBOARD NX PART #	COLOR
CHEVROLET/GMC				
11-17	Silverado/Sierra 1500, 2500, 3500 Crew Cab; with Diesel Engine only	75146	75646	15
11-17	Silverado/Sierra 1500, 2500, 3500 Extended Cab; with Diesel Engine only	75147	75647	15
07-17	Silverado/Sierra Crew Cab 1500, 2500, 3500 (Except 2011-2017 Diesel engines)	75123	75623	15
07-17	Silverado/Sierra Crew Cab 1500, 2500, 3500 Crew Cab; (Except 2011-2017 Diesel Engines)	75126	75624	15
DODGE				
02-08	Ram 1500/2500/3500 Quad Cab & Mega Cab	75101	75601	15
09-17	Ram 1500; 2010-2017 2500/3500 Crew Cab & 2010-2017 Mega Cab (except models with Auto Load Leveling System - see note below*)	75138	75638	15
09-17	Ram 1500 Quad Cab (except models with Auto Load Leveling System - see note below*)	75143	75643	15
FORD				
09-14	F-150 Crew Cab	75141	75641	15
15-17	F-150 Super Crew & Crew Cab (New 4-motor design)	---	75650	15
2017	F-250/350/450 Super Crew	---	75650	15
08-16	F-250/350/450 Super Duty Crew Cab	75134	75634	15
JEEP				
07-17	Wrangler 2-Door; new Torsion Bar Design (Rubicon Rock Rails need to be removed)	75151	75651	15
07-17	Wrangler Unlimited 4-Door; new Torsion Bar Design (Rubicon Rock Rails need to be removed)	75152	75652	15
TOYOTA				
07-17	Tundra Double Cab	75136	75636	15
07-17	Tundra Crew Max	75137	75637	15
POWERBOARD® EXTENSION ARM KIT				
All	Fits all Powerboards, provides up to an additional 2" drop	75130	---	15

* All Ram 10-17 1500/2500/3500 models with Auto Load Leveling System require Bestop Tank Relocation Bracket (#515.57). Megacab models also require Bestop Compressor Relocation Kit (#518.17) Please call Bestop Customer Service for these kits.

* Due to Ford Factory wiring changes, some 2002-2003 model year Super Duty trucks will require a different controller to use the Powerboard® light.

A STEP IN THE RIGHT DIRECTION

POWERBOARD®

LIMITED
3 YEAR/100K
WARRANTY

- Electrically powered running boards hide underneath your truck when doors are closed and extends down to meet your foot when your door opens
- Built-in anti-pinch safety features senses pressure to keep the board from retracting on your hand and feet
- Patented high strength, die-cast aluminum linkage built to last in any climate
- OEM quality sealed motors that perform in any weather
- OEM quality heavy-duty wiring harness with weatherproof connectors
- Sturdy 6.25 inch wide aluminum running board features ultra-durable, non-slip, powder-coated surface
- Integrated LED Light Kit mounts to linkage or to body and illuminates board and ground below for easier access in and out of your vehicle

- Drops down about 6" and out 2" to create a stair-step into your truck
- Full length board works with both front and rear doors, driver and passenger sides
- 600 pound load capacity per side
- Complete kit includes two full length boards, OEM quality sealed motor, controller, hardware, wiring harness with weatherproof connectors and LED Light kit



Components

Wireless components placed in door jambs. Signal travels to central receiver, which signals controller to open or close Powerboard®.



Wiring Harness

Nothing goes inside the cab (NX only). Fewer headaches for installers, as no door panels, carpets, or kickplates are removed, no digging into the dashboard.



Motor

Usually we try to make things quicker, but we discovered that slowing down the board made it more elegant, more refined, more like the OE boards. It also gives kids a bit more time to get in the back doors.



Linkages

Our engineers increased the diameter and added gussets to the motor mounts to make them even stronger.



Wedge Block

Small changes count: Wedge blocks now feature a larger clamping surface with the clamp bolt threaded in place to eliminate slippage.

REAR-MOUNT TREKSTEP®

YEARS	MODEL	PART #	COLOR
	CHEVROLET		
99-07	Silverado (Classic) & Silverado HD (Classic)	75301	15
07-13	Silverado 1500	75300	15
07-14	Silverado 2500/3500HD	75300	15
14-17	Silverado 1500 (fits either rear corner)	75307	15
15-17	Silverado 2500/3500 (fits either rear corner)	75307	15
	DODGE		
02-08	Ram 1500/MegaCab	75304	15
03-09	Ram 2500/3500	75304	15
09-17	Ram 1500 (not compatible with dual exhaust)	75306	15
11-17	Ram 2500/3500 (not compatible with dual exhaust)	75306	15
09-17	Ram 1500 (with dual exhausts only & fits either side)	75310	15
	FORD		
06-14	F-150	75302	15
15-17	F-150 (fits either side)	75308	15
00-16	F-250/350/450 Super Duty	75303	15
	GMC		
99-07	Sierra (Classic) & Sierra HD (Classic)	75301	15
07-13	Sierra 1500	75300	15
07-14	Sierra 2500/3500HD	75300	15
14-17	Sierra 1500 (fits either rear corner)	75307	15
15-17	Sierra 2500/3500	75307	15
	TOYOTA		15
07-17	Tundra	75305	15

WORKS HARD SO YOU CAN TOO

REAR-MOUNT TREKSTEP®

LIMITED
3 YEAR/100K
WARRANTY

- Convenient, stair-step access to your truck bed in any weather
- Spring-loaded Trekstep tucks beneath bumper for ground clearance and hands-free operation
- Patented linkage easily extends down 6-8 inches and to the side of truck bed with push of your foot
- Works with tailgate up OR down, leaving hitch free for trailer or other accessories
- Simple, no-drill installation attaches directly to truck frame in less than 10 minutes
- Heavy-duty 300 pound load capacity
- Rugged, maintenance-free, aluminum and stainless steel construction
- Slip resistant aluminum step pad features textured black powder coat finish
- Market leading 3 Year/100,000 mile warranty



SIDE-MOUNT TREKSTEP™

YEARS	MODEL	PART #	15COLOR
CHEVROLET/GMC			
00-17	Silverado/Sierra 1500/2500/3500, all size cabs and beds. Fits either Passenger or Driver Side	75400	15
DODGE/RAM			
09-17	Ram 1500 6.3' and 8' Bed. Fits either Passenger or Driver Side	75406	15
02-08	Ram 1500 6.3' and 8' Bed. Fits Driver Side	75407	15
02-13	Ram 2500 6.3' and 8' Bed. Fits Driver Side	75407	15
02-13	Ram 2500 6.3' and 8' Bed. Fits Passenger Side	75408	15
14-17	Ram 2500 6.3' and 8' Bed. Fits Driver Side	75413	15
14-17	Ram 2500 6.3' and 8' Bed. Fits Passenger Side	75414	15
02-17	Ram 3500 6.3' and 8' Bed (except Duallie). Fits Driver Side	75407	15
02-17	Ram 3500 6.3' and 8' Bed (except Duallie). Fits Passenger Side	75408	15
FORD			
04-08	F150. Fits either Passenger or Driver Side	75401	15
09-14	F150 Regular/Supercab; 6.5' and 8.0' Bed. Fits either Passenger or Driver Side	75402	15
99-16	F-250/F-350/F-450 Super Duty, 6.8' and 8' Bed. Fits Driver Side Only	75403	15
99-16	F-250/F-350/F-450 Super Duty, 6.8' and 8' Bed. Fits Passenger Side Only	75404	15
15-17	F-150 5.5' Bed. Fits Drivers Side Only	75415	15
15-17	F-150 5.5' Bed. Fits Passenger Side Only	75416	15
15-17	F-150 6.5' and 8' Bed. Fits Passenger Side Only	75417	15
TOYOTA			
07-17	Tundra, Double Cab, 6.5' and 8' Bed. Fits Driver Side	75409	15
07-17	Tundra, Double Cab, 6.5' and 8' Bed. Fits Passenger Side	75410	15
07-17	Tundra, CrewMax, 5.5' Bed. Fits Driver Side	75411	15
07-17	Tundra, CrewMax, 5.5' Bed. Fits Passenger Side	75412	15

[TREKSTEP®]



A LITERAL LEG UP

SIDE-MOUNT TREKSTEP®

LIMITED
3 YEAR/100K
WARRANTY

- Convenient access to toolboxes and gear
- Extends and retracts with a push of your foot
- Spring loaded Trekstep tucks beneath side panel for ground clearance and hands free operation
- Applications allow for installation on either side of the truck
- Easy installation directly to frame
- Heavy-duty 400 pound load capacity
- Also available for all Dualies
- Rugged aluminum alloy linkages and high-strength steel mounts
- Slip resistant aluminum step pad features textured black powder coat finish
- Market leading 3 Year/ 100,000 Mile warranty



[SUPERTOP® FOR TRUCK]

YEARS	MODEL	PART #	COLOR
CHEVROLET			
99-17	Silverado 1500/1500HD/2500/2500HD/3500 (6.5 ft. bed)	76303	35
99-17	Silverado (8 ft. bed)	76315	35
04-17	Silverado Crew Cab (5.5 ft. bed)	76310	35
94-04	S-10 (6 ft. bed)	76302	35
04-17	Colorado (6 ft. bed)	76302	35
DODGE			
02-17	Ram 1500/2500 Reg/Quad/Mega Cab (6.5 ft. bed) except Rambox	76304	35
00-17	Ram 1500/2500/3500 (8 ft. bed) except Rambox	76317	35
FORD			
04-17	F-150, Reg/Super Cab (6.5 ft. bed)	76305	35
04-17	F-150, Reg/Super Cab (5.5 ft. bed)	76309	35
87-96	F-150 (8 ft. bed)	76315	35
87-98	F-250/F-350 (8 ft. bed)	76315	35
99-17	F-250/F-350 Super Duty (6.75 ft. bed)	76307	35
99-17	F-250/F-350 Super Duty (8 ft. bed)	76317	35
82-17	Ranger (6 ft. bed), 82-14	76302	35
GMC			
99-17	Sierra (6.5 ft. bed)	76303	35
04-17	Sierra Crew Cab (5.5 ft. bed)	76310	35
99-06	Sierra (8 ft. bed)	76315	35
94-04	Sonoma (6 ft. bed)	76302	35
04-17	Canyon (6 ft. bed)	76302	35
LINCOLN			
05-14	Mark LT 4-Dr., (5.5 ft. bed)	76309	35
MAZDA			
94-06	B-Series (6 ft. bed)	76302	35
NISSAN			
04-17	Titan King Cab (without Utili-Track) (6.5 ft. bed)	76305	35
04-17	Titan King Cab (with Utili-Track) (6.5 ft. bed)	76313	35
04-17	Titan Crew Cab (with Utili-Track) (6.5 ft. bed)	76316	35
04-17	Titan Crew Cab (without Utili-Track) (5.5 ft. bed)	76309	35
TOYOTA			
04-17	Tacoma Reg/Extd/Double Cab (6 ft. bed)	76301	35
89-04	Tacoma/SR5 (6 ft. bed)	76306	35
05-17	Tacoma Double Cab 4-Dr (5 ft. bed), 05-14	76308	35

YEARS	FITS	PART #	COLOR
SUPERTOP FOR TRUCK			
All	76301, 76302, 76303, 76304, 76305, 76306	76320	35
All	76307	76322	35
All	76308, 76309, 76310	76324	35
All	76313	76326	35
All	76317	76328	35





THE GREAT OUTDOORS JUST GOT GREATER.

SUPERTOP® FOR TRUCK

LIMITED
5 YEAR
WARRANTY

- Great for fifth wheel and bed-mounted hitches
- Made of heavy duty, diamond point grain, UV protected mildew resistant fabric
- Includes the top fabric, tinted windows, rails and hardware for complete installation
- Available for mid-size and full size truck bed applications
- Folds forward for full bed access
- Replacement side window kits are available
- No-drill, four-clamp installation
- Quick bow release for easy removal
- Side and rear windows can be conveniently removed
- Front Retainer Bar provides better and tighter fit behind cab
- Industrial strength thread provides durable soft top construction
- Heavy-duty seams protect cargo from the elements
- OEM-quality molded tooth zippers allow easy window installation and removal



Tinted windows



Removed windows



Folded in truck bed



Bestop Cleaner Protectant
#11201-00 &
#11211-00
(boxed)



Bestop Vinyl Window Cleaner
#11203-00 &
#11213-00
(boxed)



Bestop Cleaner Protectant
#11202-00 &
#11212-00
(boxed)



Bestop Fabric Care now available in a handy 3-pack
#11205-00 & #11215-00
(boxed)



Bestop Soft Top Zipper Cleaner & Lubricant
#11206-00 &
#11216-00 (boxed)

BESTOP® PRODUCT CARE

Bestop Fabric Cleaner, Protectant and Vinyl Window Cleaner are specially formulated to safely provide total cleaning and protection for most Bestop fabric soft tops, accessories and tonneaus. Available in individual bottles or "3 pack" of vinyl cleaner, protector and plexiglass cleaner

See the entire Bestop® product line in the 2017 Jeep and 2017 Pavement Ends™ catalogs.

Bestop: Your trusted supplier of premier soft tops, bumpers, hard goods and a variety of exciting accessories for the enthusiast Jeep and Truck owner. Using our proven engineering experience, craftsmanship, high quality materials and techniques developed over the last 6 decades, Bestop continues a strong tradition of creating, expanding and manufacturing its product line-up.

CATALOGS



2017 Jeep Catalog



2017 Pavement Ends Catalog

LEAD THE **PACK**

JOIN THE **BESTOP AUTHORIZED DEALER INSTALLER NETWORK**

In 2017 Bestop will offer its strongest ADI Network ever.

*Don't miss this opportunity to sell more – and receive more support than ever before.
Join more than 500 other Bestop ADIs Today!*

MEMBERS OF THE BESTOP AUTHORIZED DEALER INSTALLER NETWORK CAN RECEIVE THESE INCREDIBLE BENEFITS*:

- Featured listing in the Bestop ADI Directory and high-traffic Find a Dealer pages on Bestop
- Access to Bestop Marketing Assets, including photography, video and plug-and-play ads and graphics
- Access to Bestop's Monthly Sales Boosters - our new monthly featured product program
- Monthly subscription to Bestop Jobber Power Monthly Newsletter
- Quarterly Point-of-Purchase Materials Kits, including posters, counter signs, promotional support, full-color 6' x 2' Bestop banner, shelf talkers, and more
- Bestop product brochures and premium brochure holder
- In-Market Direct Mailers
- In-Store Product Displays
- *Benefits vary according to ADI membership level





MEMBERSHIP IN THE BESTOP AUTHORIZED DEALER INSTALLER NETWORK GUARANTEES THAT YOU'RE POSITIONED AS A TOP SELLER OF THE INDUSTRY'S BEST-SELLING JEEP® SOFT TOPS AND ACCESSORIES*.

- Stand out from your competition
- Gain access to the industry's strongest library of selling tools
- Get noticed by customers on Bestop
- Maximize the benefits of Bestop's nationwide branding and marketing programs
- Ensure that you have the highest level of Bestop product knowledge, availability and installation services



[TRUCK AUTHORIZED DEALER]

***DO YOU SELL BESTOP TRUCK PRODUCTS, TOO?**



Creative Samples Only: 2017 Creative will differ